




Applicable standard				
Rating	Operating temperature range	-35 °C to +85 °C(Notes 1)	Storage temperature range	-10°C to +60 °C(Note 3)
	Operating humidity range 	20% to + 80%(Note 2)	Storage humidity range 	40% to + 70%(Note 3)
	Voltage	150 V AC/DC	Current 	AWG 26 : 2.5A AWG 28 : 2.0A AWG 30 : 1.0A
	Applicable cable	26 - 30 AWG		

Specifications

Item	Test method	Requirements	QT	AT
------	-------------	--------------	----	----

Construction

General examination	Visually and by measuring instrument.	According to drawing.	X	X
Marking	Confirmed visually.		X	X



Electric characteristics

Contact resistance Millivolt level method	100 mA (DC or 1000Hz).	30 mΩ MAX.	X	-
--	------------------------	------------	---	---



Mechanical characteristics


Contact insertion and extraction force	<input type="checkbox"/> 0.35±0.002mm by steel gauge.	Insertion force : 3.0N MAX. Extraction force : 0.3N MIN.	x	-
Mechanical operation	30 times insertions and extractions.	① Contact resistance: 30 mΩ MAX. ② No damage, crack or looseness of parts.	X	-
Vibration	Frequency 10 to 55 Hz, single amplitude 0.75 mm, at 2 h, for 3 directions.	① No electrical discontinuity of 1 μs. ② No damage, crack or looseness of parts.	X	-
Shock	490 m/s ² duration of pulse 11 ms at 3 times for 3 directions.	① No electrical discontinuity of 1 μs. ② No damage, crack or looseness of parts.	X	-
Crimp tensile Strength	Fix the contact and pull the cable.	AWG 26 : 20N MIN. AWG 28 : 10N MIN. AWG 30 : 5.9N MIN.	X	-

Environmental characteristics

Rapid change of temperature 	Temperature -55→15 to 35 →+85→15 to 35 °c Time 30→ 2 to 3 → 30 → 2 to 3 min Under 5 cycles.	① Contact resistance: 30 mΩ MAX. ② No damage, crack or looseness of parts.	X	-
Damp heat (Steady state) 	Exposed at 40 ± 2 °c, 90 to 95 %, 96 h.	① Contact resistance: 30 mΩ MAX. ② No damage, crack or looseness of parts.	X	-



Remarks

Note 1: Include the temperature rising by current.
 Note 2: No condensing. 
 Note 3: Apply to the condition of long term storage for unused products before mounted on PCB. 
 After mounted on PCB, operation temperature and humidity range is applied for interim storage during transportation.

Count	Description of revisions	Designed	Checked	Date
 7		HT. SATO	SZ. ONO	20190531

Unless otherwise specified , refer to IEC 60512.		Approved	KJ. KATAYOSE	20050105
		Checked	TY. OMA	20050105
		Designed	TS. KUMAZAWA	20050105
		Drawn	TS. KUMAZAWA	20050105

Note QT:Qualification Test AT:Assurance Test X:Applicable Test	Drawing no.	ELC-081857-41-00
--	-------------	------------------

	Specification sheet	Part no.	DF13-2630SCF (41)	
	Hirose electric co., ltd.	Code no.	CL536-0300-5-41	 1/1