

640455-3 ✓ ACTIVE



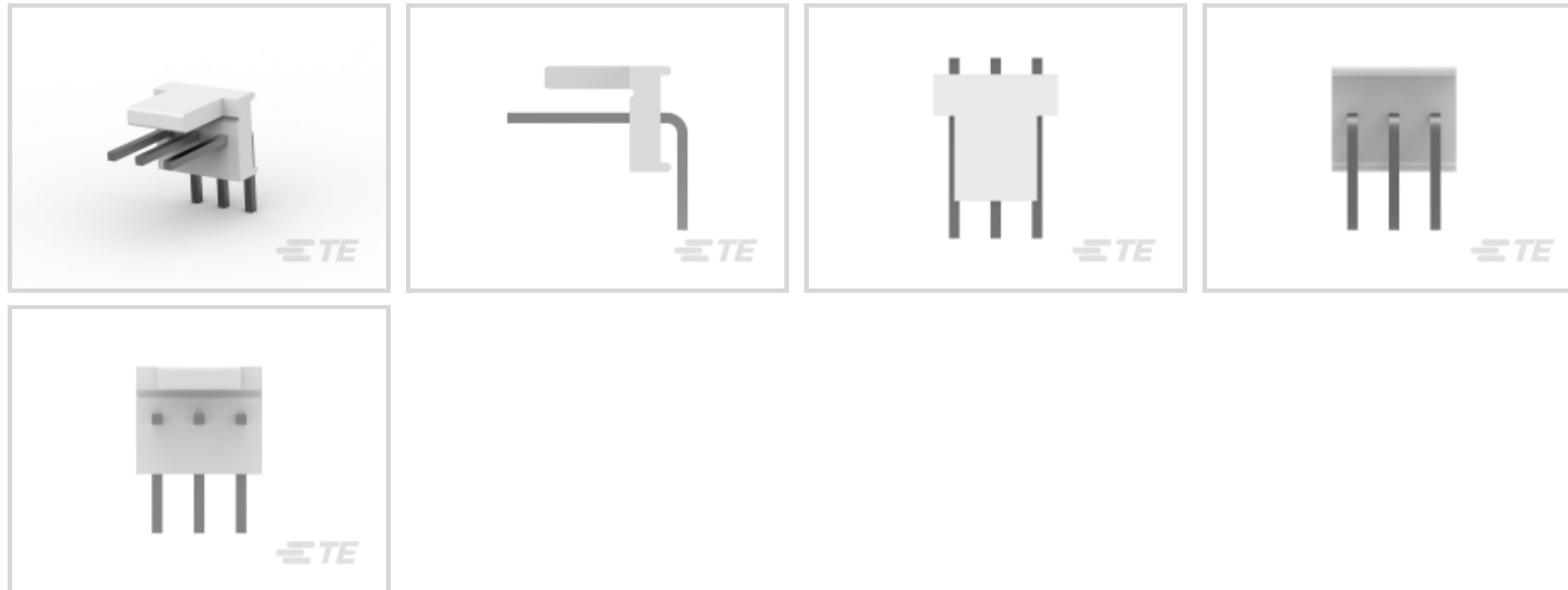
MTA 100

TE Internal #: 640455-3

PCB Mount Header, Right Angle, Wire-to-Board, 3 Position, 2.54 mm [.1 in] Centerline, Partially Shrouded, Tin, Through Hole - Solder, Signal, MTA 100

[View on TE.com >](#)

Connectors > PCB Connectors > PCB Headers & Receptacles > PCB Header: Polyester, Right Angle, 2.54 mm



Connector System: **Wire-to-Board**

Number of Positions: **3**

Number of Rows: **1**

Centerline (Pitch): **2.54 mm [.1 in]**

PCB Mount Orientation: **Right Angle**

[All PCB Header: Polyester, Right Angle, 2.54 mm \(26\)](#)

Features

Product Type Features

Connector System	Wire-to-Board
Header Type	Partially Shrouded
Sealable	No
Connector & Contact Terminates To	Printed Circuit Board
PCB Connector Assembly Type	PCB Mount Header

Configuration Features

Number of Positions	3
Number of Rows	1
PCB Mount Orientation	Right Angle

Electrical Characteristics

Operating Voltage	250 VAC
-------------------	---------

Body Features



Primary Product Color	Natural
-----------------------	---------

Contact Features

Contact Mating Area Length	7.49 mm[.295 in]
Mating Square Post Dimension	.64 mm[.025 in]
PCB Contact Termination Area Plating Material Thickness	3.81 μ m[150 μ in]
Contact Layout	Inline
Contact Underplating Material Thickness	1.27 μ m[50 μ in]
Contact Mating Area Plating Material Thickness	3.81 μ m[150 μ in]
Contact Shape & Form	Square
Contact Mating Area Plating Material Finish	Matte
Contact Underplating Material	Nickel
PCB Contact Termination Area Plating Material	Tin
Contact Base Material	Copper Alloy
Contact Mating Area Plating Material	Tin
Contact Type	Pin
Contact Current Rating (Max)	5 A

Termination Features

Square Termination Post & Tail Dimension	.64 mm[.025 in]
Termination Post & Tail Length	3.56 mm[.14 in]
Termination Method to Printed Circuit Board	Through Hole - Solder

Mechanical Attachment

Mating Alignment Type	Polarization
Mating Retention	Without
Panel Mount Feature	Without
Connector Mounting Type	Board Mount
Mating Alignment	With
PCB Mount Alignment	Without
PCB Mount Retention	Without

Housing Features

Right Angle Bending Side	Front
Housing Material	Polyester - GF
Centerline (Pitch)	2.54 mm[.1 in]



Dimensions

Connector Length	10.16 mm[.4 in]
Connector Height	7.75 mm[.305 in]
PCB Thickness (Recommended)	1.6 mm[.063 in]

Usage Conditions

Operating Temperature Range	-55 - 105 °C[-67 - 221 °F]
-----------------------------	----------------------------

Operation/Application

Circuit Application	Signal
---------------------	--------

Industry Standards

Compatible With Agency/Standards Products	CSA, UL
Compatible With Approved Standards Products	CSA LR7189, UL E28476
UL Flammability Rating	UL 94V-0

Packaging Features

Packaging Quantity	1
Packaging Method	Package

Product Compliance

[For compliance documentation, visit the product page on TE.com>](#)

EU RoHS Directive 2011/65/EU	Compliant
EU ELV Directive 2000/53/EC	Compliant
China RoHS 2 Directive MIIT Order No 32, 2016	No Restricted Materials Above Threshold
EU REACH Regulation (EC) No. 1907/2006	Current ECHA Candidate List: JAN 2024 (240) Candidate List Declared Against: JAN 2024 (240) Does not contain REACH SVHC
Halogen Content	Not Low Halogen - contains Br or Cl > 900 ppm.
Solder Process Capability	Wave solder capable to 265°C

Product Compliance Disclaimer

This information is provided based on reasonable inquiry of our suppliers and represents our current actual knowledge based on the information they provided. This information is subject to change. The part numbers that TE has identified as EU RoHS compliant have a maximum concentration of 0.1% by weight in homogenous materials for lead, hexavalent chromium, mercury, PBB, PBDE, DBP, BBP, DEHP, DIBP, and 0.01% for cadmium, or qualify for an exemption to these limits as defined in the Annexes of Directive 2011/65/EU (RoHS2). Finished electrical and electronic equipment products will be CE marked as required by Directive 2011/65/EU. Components may not be CE marked. Additionally, the part numbers that TE has identified as EU ELV compliant have a maximum concentration of 0.1% by weight in homogenous

materials for lead, hexavalent chromium, and mercury, and 0.01% for cadmium, or qualify for an exemption to these limits as defined in the Annexes of Directive 2000/53/EC (ELV). Regarding the REACH Regulation, the information TE provides on SVHC in articles for this part number is based on the latest European Chemicals Agency (ECHA) 'Guidance on requirements for substances in articles' posted at this URL: <https://echa.europa.eu/guidance-documents/guidance-on-reach>

Compatible Parts



TE Part # CAT-104MTA-NTPMR
Nylon Tin Plated Receptacle: 2.54 mm, with Mating Alignment, MTA 100



TE Part # CAT-104MTA-NTPNR
MTA Receptacle: Nylon, Tin Plated, 2.54 mm



TE Part # CAT-104MTA-NYLCC
Nylon PCB Connector Covers: 2.54 mm, MTA 100




TE Part # CAT-104MTA-PLSCC
Polyester PCB Connector Covers: 2.54 mm, MTA 100




TE Part # 1375820-3
CST-100 II HOUSING 3 POS


Also in the Series | MTA 100




Connector Caps & Covers(69)



Connector Contacts(8)




Connector Hardware(1)




Insertion & Extraction Tools(2)



PCB Headers & Receptacles(440)



Standard Rectangular Connectors(495)



Wire-to-Board Connector Assemblies & Housings(1)

Customers Also Bought



TE Part # 3-641127-4
04P MTA100 HDR ASSY FL/RA LF



TE Part # 3-640441-3
03P MTA100 CONN ASSY WHT



TE Part # 1-6609104-6
PE0S0DS30=C1163




TE Part # 2-1445098-3
MICRO MNL HDR ASSY S/ROW AU LF



TE Part # 2132781-7
07P EP-II HOUSING, NATURAL



TE Part # 1625867-2
RP 1J 0.166W 10K 0.1% 25PPM 1K RL



TE Part # 6-1460820-1
V23608A1027B 2=SMD Jack L-Fr



TE Part # 2-1445054-4
MICRO MNL HDR ASSY S/ROW LF



TE Part # GA10K3CG1267
CHPC-TAIWAN GOLD CHIP



TE Part # GA10K3CG409
CHPC-TAIWAN GOLD CHIP

Documents

Product Drawings

[03P MTA100 HDR ASSY SQ R/A POL](#)

English

CAD Files

Customer View Model

[ENG_CVM_640455-3_Y.3d_igs.zip](#)

English

Customer View Model

[ENG_CVM_640455-3_Y.3d_stp.zip](#)

English

Customer View Model

[ENG_CVM_640455-3_Y.2d_dxf.zip](#)

English

[3D PDF](#)

English

[3D PDF](#)

3D



Customer View Model

[ENG_CVM_CVM_640455-3_AB.2d_dxf.zip](#)

English

Customer View Model

[ENG_CVM_CVM_640455-3_AB.3d_igs.zip](#)

English

Customer View Model

[ENG_CVM_CVM_640455-3_AB.3d_stp.zip](#)

English

By downloading the CAD file I accept and agree to the [Terms and Conditions](#) of use.

Product Specifications

[Application Specification](#)

English

Agency Approvals

[Agency Approval Document](#)

English