G51MC7-P14LCC0-0020

ODU MEDI-SNAP®

Receptacle for front or rear panel mounting

General information

Part number	G51MC7-P14LCC0-0020
Termination	Solder
Size	1
Locking principle	Break-Away , Push-Pull
Coding	C (60°)



Illustrations may differ from original product.
Dimensions, unless otherwise specified, in mm.

CODING: 60 °

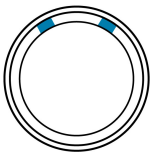

POSITIONS: 14 Positions

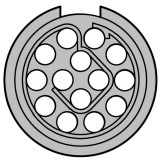

PANEL CUT OUT:

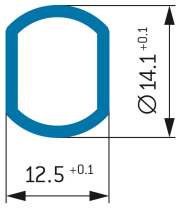

DIMENSIONS

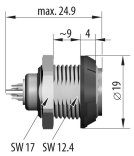

The pin layout corresponds to the view on the termination area

Contact insert description

Number of contacts	14
Contact type	Sockets
Contact diameter	0.5 mm
Insulator material	PEEK
Wire cross section	AWG 28
Termination	Solder
Termination diameter	0.45 mm

Reverse gender on request

Technical information

Max. creepage and air clearance distance	0.5 mm (Contact to contact)	IEC 60601-1: 1MOPP, 2MOOP*
Nominal current single contact	4 A	IEC 60512-5-2:2002 (DIN EN 60512-5-2:2003)
Nominal current insert	2 A	VDE 0298-4:2003
Test voltage	0.7 kV AC	EIA-364-20F:2019-02

All shown connectors are rated to a safety extra low voltage (SELV) of less than 50 V AC / 75 V DC, according to IEC 61140:2016 (VDE 0140-1:2016) Protection against electric shock - Common aspects for installation and equipment. In case other standards rule a specific use of the connector, the application specific safety criteria shall be considered first. In this context, lower voltage ratings may be valid. Warning: Danger to life for operating voltages above 50 V AC / 120 V DC!
* As per IEC 60601-1:2012 (VDE 0750-1:2013-12). Max working voltage of the medical electrical device 250 V AC (degree of pollution 2).

Mechanical and environmental data

Degree of protection*	IP50
Operating temperature	-50 °C – 120 °C
Mating cycles	5000

*mated & unmated condition

Insulator materials MEDI-SNAP®

	Standard	PEEK
Flammability rating	UL 94	V-0/1.5
Operation temperature		-50 to +250 °C
Dielectric strength	IEC 60243-1:2013 (VDE 0303-21:2014)	19 kV/mm
Comparative figure of the creep resistance CTI	IEC 60112: 2009 (VDE 0303-11:2010)	175
Water absorption	ASTM D 570:1998 / ISO 62:2008	0.1 %
Insulation resistance	IEC 60512-3-1:2002 (DIN EN 60512-3-1:2003-01)	> 1 x 10^{12} Ω

Material and surface treatments

Housing	PSU gray
Color option	Red
Contact	Cu-alloy with gold finish

All shown connectors are defined without breaking capacity (COC) according to IEC 61984:2008 (VDE 0627:2009).
ODU MEDI-SNAP® and MINI-SNAP® are UL-approved (E110586).
ODU reserves the right to make changes based on the current state of knowledge without prior notice without being obliged to provide replacement deliveries or refinements of older designs.