1735446-3 ✔ ACTIVE

TE Internal #: 1735446-3

PCB Mount Header, Vertical, Wire-to-Board, 3 Position, 2 mm [.079 in] Centerline, Partially Shrouded, Tin, Through Hole - Solder, Signal, Natural, Bag

View on TE.com >

Connectors > PCB Connectors > PCB Headers & Receptacles > AMP HPI 2.0 mm Headers



Connector System: **Wire-to-Board**

Number of Positions: **3**

Number of Rows: **1**

Centerline (Pitch): **2 mm [.079 in]**

PCB Mount Orientation: **Vertical**

All AMP HPI 2.0 mm Headers (205)

Features

Product Type Features

Connector System	Wire-to-Board
Header Type	Partially Shrouded
Sealable	No
Connector & Contact Terminates To	Printed Circuit Board
PCB Connector Assembly Type	PCB Mount Header

Configuration Features

Connector Contact Load Condition	Fully Loaded
Number of Positions	3
Number of Rows	1
PCB Mount Orientation	Vertical

Electrical Characteristics

Operating Voltage	250 VAC

Body Features

Primary Product Color	Natural

Contact Features

Contact Mating Area Length	3.35 mm[.131 in]
Mating Square Post Dimension	.5 mm[.02 in]

PCB Contact Termination Area Plating Material Thickness	2.03 µm[79.92 µin]
Contact Layout	Inline
PCB Contact Termination Area Plating Material Finish	Bright
Contact Shape & Form	Square
Contact Mating Area Plating Material Finish	Bright
Contact Underplating Material	Nickel
PCB Contact Termination Area Plating Material	Tin
Contact Base Material	Copper Alloy
Contact Mating Area Plating Material	Tin
Contact Type	Pin
Contact Current Rating (Max)	3 A

Termination Features

Square Termination Post & Tail Dimension	.5 mm[.02 in]
Termination Post & Tail Length	3.4 mm[.134 in]
Termination Method to Printed Circuit Board	Through Hole - Solder

Mechanical Attachment

Mating Alignment Type	Polarization
Mating Retention	With
PCB Mount Retention Type	Retention Solder Tails
Mating Retention Type	Locking
Connector Mounting Type	Board Mount
Mating Alignment	With
PCB Mount Alignment	Without
PCB Mount Retention	With

Housing Features

Housing Material	Thermoplastic
Centerline (Pitch)	2 mm[.079 in]

Dimensions

Connector Length	8 mm[.314 in]
Connector Height	6.07 mm[.239 in]
Connector Width	4.7 mm[.185 in]
PCB Thickness (Recommended)	1 - 1.6 mm[.039 - .063 in]

Usage Conditions

Operating Temperature Range	-25 - 85 °C[-13 - 185 °F]

Operation/Application

Circuit Application	Signal

Industry Standards

UL Flammability Rating	UL 94V-0

Packaging Features

Packaging Quantity	600
Packaging Method	Bag

Product Compliance

For compliance documentation, visit the product page on TE.com>

EU RoHS Directive 2011/65/EU	Compliant
EU ELV Directive 2000/53/EC	Compliant
China RoHS 2 Directive MIIT Order No 32, 2016	No Restricted Materials Above Threshold
EU REACH Regulation (EC) No. 1907/2006	Current ECHA Candidate List: JAN 2024 (240) Candidate List Declared Against: JAN 2024 (240) Does not contain REACH SVHC
Halogen Content	Low Halogen - Br, Cl, F, I < 900 ppm per homogenous material. Also BFR/CFR/PVC Free
Solder Process Capability	Wave solder capable to 240°C

Product Compliance Disclaimer

This information is provided based on reasonable inquiry of our suppliers and represents our current actual knowledge based on the information they provided. This information is subject to change. The part numbers that TE has identified as EU RoHS compliant have a maximum concentration of 0.1% by weight in homogenous materials for lead, hexavalent chromium, mercury, PBB, PBDE, DBP, BBP, DEHP, DIBP, and 0.01% for cadmium, or qualify for an exemption to these limits as defined in the Annexes of Directive 2011/65/EU (RoHS2). Finished electrical and electronic equipment products will be CE marked as required by Directive 2011/65/EU. Components may not be CE marked. Additionally, the part numbers that TE has identified as EU ELV compliant have a maximum concentration of 0.1% by weight in homogenous materials for lead, hexavalent chromium, and mercury, and 0.01% for cadmium, or qualify for an exemption to these limits as defined in the Annexes of Directive 2000/53/EC (ELV). Regarding the REACH Regulation, the information TE provides on SVHC in articles for this part number is based on the latest European Chemicals Agency (ECHA) 'Guidance on requirements for substances in articles' posted at this URL: https://echa.europa.eu/guidance-documents/guidance-on-reach

Compatible Parts



TE Part # CAT-H857-H817220
AMP HPI 2.0 mm Receptacle Housings

Customers Also Bought



TE Part # 2-5747707-0
15 RCPT SP/FMS BRDLK



TE Part # 1735446-8
2MM PITCH HPI POST HEADER, VERTICAL, 8P



TE Part # 5-147377-3
30 SYS50 SMT HDR DR SHD SN

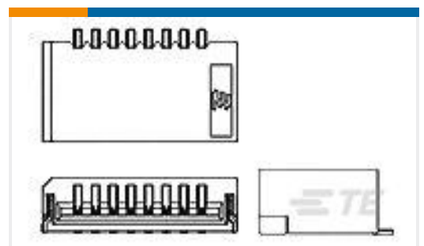

TE Part # 1-84981-0
1MM FFC SMT H ASSY 10P EMBOSS



TE Part # 796690-3
TERMI-BLOK PCB MOUNT 3P



TE Part # 796690-4
TERMI-BLOK PCB MOUNT 4P



TE Part # 796690-8
TERMI-BLOK PCB MOUNT 8P

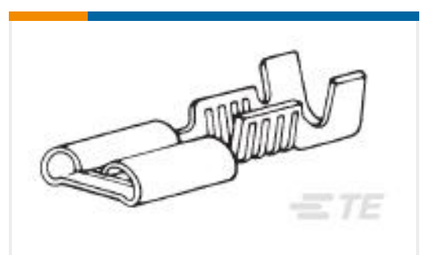

TE Part # 42710-1
205 FASTON REC 22-18 AWG BR



TE Part # CSI-SGFE-100-UFFR
SMA to U.FL/MHF1 100mm 1.13 OD

Documents

Product Drawings

2MM PITCH HPI POST HEADER, VERTICAL, 3P

English

CAD Files

Customer View Model

ENG_CVM_CVM_1735446-3_C.2d_dxf.zip

English

3D PDF

3D

Customer View Model

ENG_CVM_CVM_1735446-3_C.3d_igs.zip

English

Customer View Model

ENG_CVM_CVM_1735446-3_C.3d_stp.zip

English

By downloading the CAD file I accept and agree to the Terms and Conditionsof use.

Datasheets & Catalog Pages

HPI Connectors QRG

English

Product Specifications

Application Specification

English