# 656 Series

## Molded Base PC Mount Fuse Block For 5×20mm Fuses




## Web Resources

Download ECAD models, order samples, and find technical recources at www.littelfuse.com/656

Download ECAD models, order samples, and find technical recources at www.littelfuse.com/660

Download ECAD models, order samples, and find technical recources at www.littelfuse.com/659

## Agency Approval

| Agency | Agency File Number |
|---|---|
| | 40056151 |
| | E70164 |

## Product Characteristics

| | |
|---|---|
| **Compatible Fuse Size** | 5×20mm |
| **Materials** | **Holder:** Black Thermoplastic UL94 V-0 |
| | **Metal Parts:** Tin plated copper alloy |
| **Electrical Data** | **Rated Voltage:**<br>VDE 500 VAC<br>UL 500 VAC/DC |
| | **Rated Current:** 30 A (UL)/10 A (VDE) |
| | **Rated Power Acceptance** (at ambient air temp 23 °C):<br>- 4 W without cover<br>- 4 W with 660 cover<br>- 2.5 W with 659 cover |
| **Mounting** | 656: Solder pins 0.4mm×1.1mm<br>Ø 2.7mm screw hole may be used optionally |
| **Operating Temperature** | -40 °C to +85 °C |
| **Climatic Category** | 40/085/21 according to IEC 60068-1 |
| **Stock Conditions** | 0 °C to 60 °C, at max. 70% relative humidity |
| **Vibration Resistance** | According to IEC 60068-2-6, Test Fc |
| **Contact Resistance** | <5 mΩ |
| **Dielectric Strength** | > 3 kV, 50 Hz, 1 min. |
| **Impulse withstand Voltage** | > 4 kV between life parts |
| **Insulation Resistance** | (500 V DC/1 min): >10 MΩ between live parts of different potentials |
| **Solderability** | 245 °C/3 sec. according to IEC 60068-2-20, Test Ta, method 1 |
| **Soldering Heat Resistance** | 260 °C/10 sec. according to IEC 60068-2-20, test Tb method 1 |
| **Minimum Cross Section** | Conducting path - 0.2 $mm^2$ |
| **Torque/fixing screw** | Max. 0.3 Nm |

**Note:** If used with covers, refer to Fuseology for information on proper fuse block re-rating.

## Dimensions

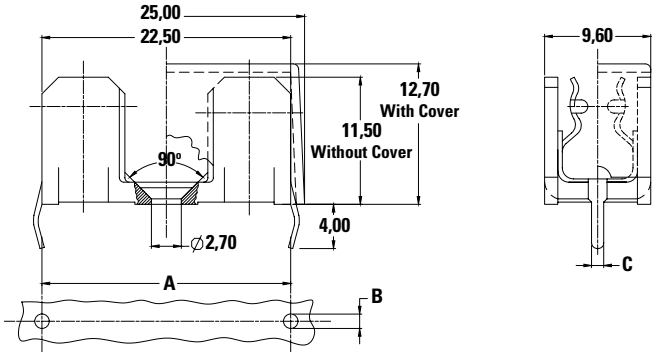


| Part Number | "A" Dimension | "B" Dimension | "C" Dimension |
|---|---|---|---|
| **65600001009** | 22.5 | 1,30 + 0,1/-0 | 1,10 |
| **65600001409** | 25.0 | 1,30 + 0,1/-0 | 1,10 |
| **65600201009** | 22.5 | 2,50 + 0,1/-0 | 2,30 |
| **65600301009** | 22.5 | 2,50 + 0,1/-0 | 2,30 |



© 2024 Littelfuse, Inc.
Specifications are subject to change without notice.
Revised: GD. 04/23/24

# 656 Series
## Molded Base PC Mount Fuse Block For 5×20mm Fuses

### Ordering Information

| Part Number | Description | Packaging | Pieces | UL | VDE |
|---|---|---|---|---|---|
| **65600001009** | Fuse Block - "A" dimension 22.5mm 16 AMP | Bulk Pack | 100 | 16A | 10A |
| **65600201009** | Fuse Block - "A" dimension 22.5mm 20 AMP | Bulk Pack | 100 | 20A | N/A |
| **65600301009** | Fuse Block - "A" dimension 22.5mm 30 AMP | Bulk Pack | 100 | 30A | N/A |
| **65600001409** | Fuse Block - "A" dimension 25mm 16 AMP | Bulk Pack | 100 | 16A | 10A |
| **65900000009** | Fuse Holder Cover - Transparent plastic | Bulk Pack | 100 | N/A | N/A |
| **66000001009** | Fuse Holder Cover - Opaque plastic, suitable for infrared (IR) reflow soldering process | Bulk Pack | 100 | N/A | N/A |

### Re-rating Curves

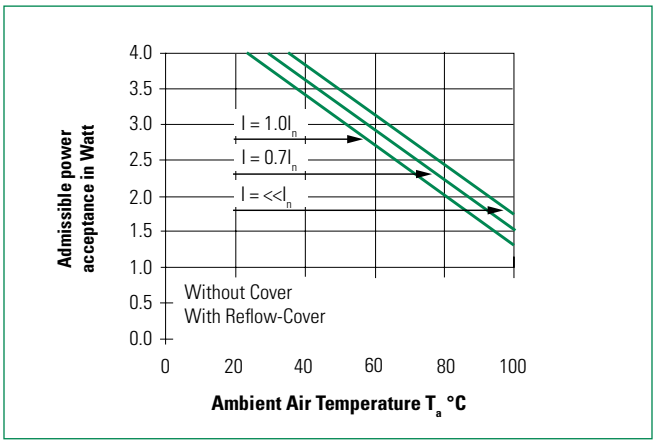


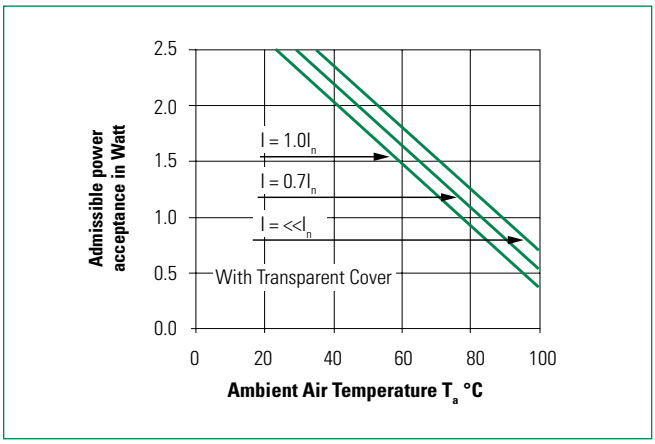


### Soldering Parameters–Wave Soldering

| Wave Parameter | Lead-Free Recommendation |
|---|---|
| **Preheat:** (Depends on Flex Activation Temperature) | (Typical Industry Recommendation) |
| Temperature Minimum | 100 °C |
| Temperature Maximum | 150 °C |
| Preheat Time | 60–180 seconds |
| **Solder Pot Temperature** | 260 °C Maximum |
| **Solder Dwell Time** | 2–5 seconds |

**Recommended Hand-Solder Parameters:**
Solder Iron Temperature: 350 °C +/- 5 °C
Heating Time: 5 seconds max.

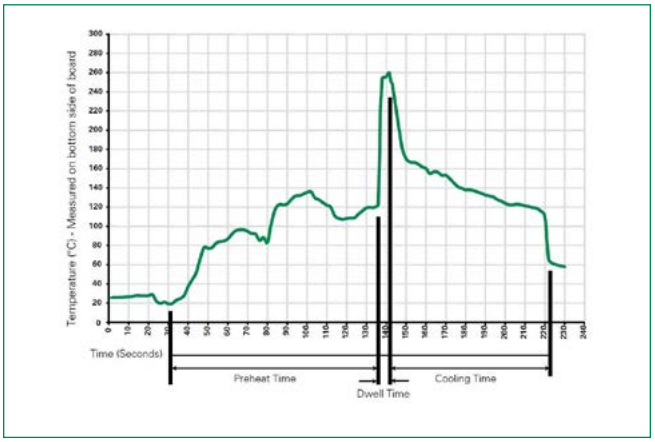


**Disclaimer Notice -** Information furnished is believed to be accurate and reliable. However, users should independently evaluate the suitability of and test each product selected for their own applications. Littelfuse products are not designed for, and may not be used in, all applications. Read complete Disclaimer Notice at: www.littelfuse.com/disclaimer-electronics.



© 2024 Littelfuse, Inc.
Specifications are subject to change without notice.
Revised: GD. 04/23/24