



Connectors > PCB Connectors > Card Edge Connectors > Leadframes



Leadframe Type: **Single-In-Line (SIL)**

Centerline (Pitch): **2.54 mm [.1 in]**

PCB Thickness (Accepted): **1.15 mm [.045 in]**

Standoff Height: **.8 mm [.031 in]**

Leadframe Hold-Down Feature: **Without**

Features

Product Type Features

Connector System	Board-to-Board
Connector & Contact Terminates To	Printed Circuit Board
Leadframe Type	Single-In-Line (SIL)

Configuration Features

Winding Direction	Down
-------------------	------

Body Features

Leadframe Clip Type	Y1
Leadframe Width	18.1 mm[.712 in]
Leadframe Clip Length	1.4 mm[.055 in]
Leadframe Thickness	.25 mm[.01 in]
Leadframe Hold-Down Feature	Without

Contact Features

Leadframe Pin Length	9.5 mm[.374 in]
Contact Base Material	Phosphor Bronze
Leadframe Plating Material	Pre-Tin

Termination Features

Termination Method to Printed Circuit Board	Through Hole - Solder
---	-----------------------

Mechanical Attachment

Connector Mounting Type	Board Mount
-------------------------	-------------



Housing Features

Centerline (Pitch)	2.54 mm[.1 in]
--------------------	----------------

Dimensions

Leadframe Gap Size	.9 mm[.035 in]
PCB Thickness (Accepted)	1.15 mm[.045 in]
Standoff Height	.8 mm[.031 in]

Packaging Features

Packaging Quantity	30000
--------------------	-------

Product Compliance

For compliance documentation, visit the product page on [TE.com](#)>

EU RoHS Directive 2011/65/EU	Compliant
EU ELV Directive 2000/53/EC	Compliant
China RoHS 2 Directive MIIT Order No 32, 2016	No Restricted Materials Above Threshold
EU REACH Regulation (EC) No. 1907/2006	Current ECHA Candidate List: JAN 2024 (240) Candidate List Declared Against: JAN 2024 (240) Does not contain REACH SVHC
Halogen Content	Low Halogen - Br, Cl, F, I < 900 ppm per homogenous material. Also BFR/CFR/PVC Free
Solder Process Capability	Wave solder capable to 265°C


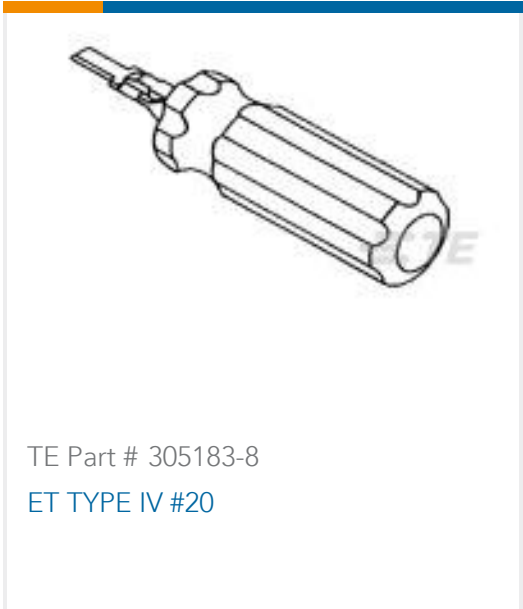


Product Compliance Disclaimer

This information is provided based on reasonable inquiry of our suppliers and represents our current actual knowledge based on the information they provided. This information is subject to change. The part numbers that TE has identified as EU RoHS compliant have a maximum concentration of 0.1% by weight in homogenous materials for lead, hexavalent chromium, mercury, PBB, PBDE, DBP, BBP, DEHP, DIBP, and 0.01% for cadmium, or qualify for an exemption to these limits as defined in the Annexes of Directive 2011/65/EU (RoHS2). Finished electrical and electronic equipment products will be CE marked as required by Directive 2011/65/EU. Components may not be CE marked. Additionally, the part numbers that TE has identified as EU ELV compliant have a maximum concentration of 0.1% by weight in homogenous materials for lead, hexavalent chromium, and mercury, and 0.01% for cadmium, or qualify for an exemption to these limits as defined in the Annexes of Directive 2000/53/EC (ELV). Regarding the REACH Regulation, the information TE provides on SVHC in articles for this part number is based on the latest European Chemicals Agency (ECHA) 'Guidance on requirements for substances in articles' posted at this URL: <https://echa.europa.eu/guidance-documents/guidance-on-reach>

Compatible Parts



Customers Also Bought



Documents

Product Drawings

CTS SIL 2487 PRE-E

English

CAD Files

3D PDF

3D

Customer View Model

ENG_CVM_CVM_1544242-1_B_c-1544242-1-b.2d_dxf.zip



English

Customer View Model

[ENG_CVM_CVM_1544242-1_B_c-1544242-1-b.3d_igs.zip](#)

English

Customer View Model

[ENG_CVM_CVM_1544242-1_B_c-1544242-1-b.3d_stp.zip](#)

English

By downloading the CAD file I accept and agree to the [Terms and Conditions](#) of use.