




M12 Rail PG Clamp

TE Internal #: 1-2314103-1

Standard Circular Connectors, Cable-to-Cable, Sealable, Wire & Cable, Signal, Cable Mount (Free-Hanging), Nickel, Brass, M12 Rail PG Clamp

[View on TE.com >](#)

Connectors > Circular Connectors > Standard Circular Connectors > M12 Crimp Contact For D and A5



Connector System: **Cable-to-Cable**
Connector Mounting Type: **Cable Mount (Free-Hanging)**
Sealable: **Yes**
Connector & Contact Terminates To: **Wire & Cable**
Contact Current Rating (Max): **4 A**

[All M12 Crimp Contact For D and A5 \(4\)](#)

Features

Product Type Features

| | |
|-----------------------------------|----------------|
| Product Type | Connector Kit |
| Connector System | Cable-to-Cable |
| Sealable | Yes |
| Connector & Contact Terminates To | Wire & Cable |

Electrical Characteristics

| | |
|-------------------|--------|
| Operating Voltage | 50 VDC |
|-------------------|--------|

Body Features

| | |
|------------------------|--------|
| Shell Plating Material | Nickel |
| Shell Base Material | Brass |

Contact Features

| | |
|---------------------------------|--------|
| Contact Current Rating (Max) | 4 A |
| Circular Connector Contact Type | Socket |



Mechanical Attachment

| | |
|-------------------------|----------------------------|
| Connector Mounting Type | Cable Mount (Free-Hanging) |
| Polarization Code | A |
| Mating Alignment Type | Keyed |
| Mating Retention | With |

Dimensions

| | |
|-----------|-------------|
| Wire Size | 18 - 22 AWG |
|-----------|-------------|

Usage Conditions

| | |
|-----------------------------|---------------------------|
| IP Water Sealing Level | IP67 |
| IP Dust Sealing Level | 6 |
| Operating Temperature Range | -40 - 85 °C[-40 - 185 °F] |

Operation/Application

| | |
|---------------------|------------|
| Durability Rating | 250 Cycles |
| Circuit Application | Signal |
| Shielded | Yes |

Industry Standards

| | |
|------------------------|----------|
| UL Flammability Rating | UL 94V-0 |
|------------------------|----------|

Packaging Features

| | |
|--------------------|---|
| Packaging Quantity | 1 |
|--------------------|---|

Other

| | |
|-------------------|-----|
| Field Serviceable | Yes |
|-------------------|-----|

Product Compliance

For compliance documentation, visit the product page on [TE.com](#)>

| | |
|---|---|
| EU RoHS Directive 2011/65/EU | Compliant with Exemptions |
| EU ELV Directive 2000/53/EC | Compliant with Exemptions |
| China RoHS 2 Directive MIIT Order No 32, 2016 | Restricted Materials Above Threshold |
| EU REACH Regulation (EC) No. 1907/2006 | Current ECHA Candidate List: JAN 2024 (240) Candidate List Declared Against: JAN 2024 (240) SVHC > Threshold: Pb (3.5% in Component Part) <small>Article Safe Usage Statements:</small> |



Do not eat, drink or smoke when using this product. Wash thoroughly after handling. Recycle if possible and dispose of the article by following all applicable governmental regulations relevant to your geographic location.

| | |
|---------------------------|---|
| Halogen Content | Low Halogen - Br, Cl, F, I < 900 ppm per homogenous material. Also BFR/CFR/PVC Free |
| Solder Process Capability | Not reviewed for solder process capability |


Product Compliance Disclaimer

This information is provided based on reasonable inquiry of our suppliers and represents our current actual knowledge based on the information they provided. This information is subject to change. The part numbers that TE has identified as EU RoHS compliant have a maximum concentration of 0.1% by weight in homogenous materials for lead, hexavalent chromium, mercury, PBB, PBDE, DBP, BBP, DEHP, DIBP, and 0.01% for cadmium, or qualify for an exemption to these limits as defined in the Annexes of Directive 2011/65/EU (RoHS2). Finished electrical and electronic equipment products will be CE marked as required by Directive 2011/65/EU. Components may not be CE marked. Additionally, the part numbers that TE has identified as EU ELV compliant have a maximum concentration of 0.1% by weight in homogenous materials for lead, hexavalent chromium, and mercury, and 0.01% for cadmium, or qualify for an exemption to these limits as defined in the Annexes of Directive 2000/53/EC (ELV). Regarding the REACH Regulation, the information TE provides on SVHC in articles for this part number is based on the latest European Chemicals Agency (ECHA) 'Guidance on requirements for substances in articles' posted at this URL: <https://echa.europa.eu/guidance-documents/guidance-on-reach>

Compatible Parts


| | | | |
|---|--|---|---|
|  <p>TE Part # CAT-M1-P489 M12 Straight D4 PG Clamp</p> |  <p>TE Part # 1-2823581-1 POSITIONER M12 RAIL D4, A5 COMPACT</p> |  <p>TE Part # 601966-1 CRIMPING TOOL M22520/2-01</p> |  <p>TE Part # 601967-1 CRIMPING TOOL M22520/1-01</p> |
|---|--|---|---|

Also in the Series | M12 Rail PG Clamp


| |
|---|
|  <p>Standard Circular Connectors(22)</p> |
|---|

Customers Also Bought







TE Part # 1-2823447-1
M12 Straight Crimped Strain Relief




TE Part # 1-2314101-1
M12 CRIMP CONTACT SOCKET 0.8 MM AWG22/24



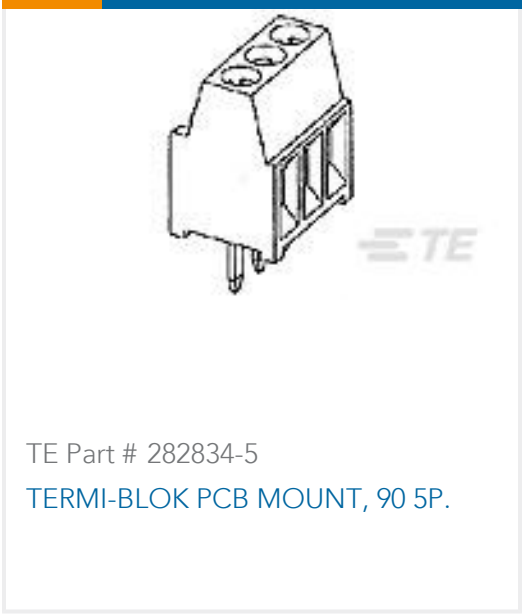
TE Part # 1-2314102-1
M12 Crimp Contact For D and A5




TE Part # 5205817-1
KIT SCREWLOCK FEMALE



TE Part # 52041-3
TERMINAL,R PG 8 1/4



TE Part # 282834-5
TERMI-BLOK PCB MOUNT, 90 5P.



TE Part # 1-2823448-6
M12 A-F-8 ,CAT 7 RADOX8.2MM,H&S

Documents

Product Drawings
M12 CRIMP CONTACT SOCKET 1MM AU 0.8AWG20
English

CAD Files
3D PDF
3D
Customer View Model
ENG_CVM_CVM_1-2314103-1_A.2d_dxf.zip
English
Customer View Model
ENG_CVM_CVM_1-2314103-1_A.3d_igs.zip
English
Customer View Model
ENG_CVM_CVM_1-2314103-1_A.3d_stp.zip
English

By downloading the CAD file I accept and agree to the Terms and Conditions of use.

Datasheets & Catalog Pages
Rail D-Sub Backshells Flyer
English

Product Specifications
Application Specification
English