PTFIX 6X4-NS35A WH - Distribution block

3273670

https://www.phoenixcontact.com/us/products/3273670

Please be informed that the data shown in this PDF document is generated from our online catalog. Please find the complete data in the user documentation. Our general terms of use for downloads are valid.



Distribution block, Block with horizontal alignment, nom. voltage: 800 V, nominal current: 32 A, number of connections: 6, connection method: Push-in connection, cross section: 0.2 mm^2 - 6 mm^2, mounting type: NS 35/7,5, NS 35/15, color: white

Your advantages

- Time savings of up to 80 %, thanks to ready-to-mount blocks without manual bridging
- Time-saving conductor connection, thanks to tool-free Push-in direct connection technology
- Clear wiring, thanks to eleven different color variants
- Flexible use, thanks to DIN rail mounting, direct mounting or adhesive mounting
- Space savings of up to 50 % on the DIN rail, thanks to transverse mounting

Commercial data

Item number	3273670
Packing unit	10 pc
Minimum order quantity	10 pc
Sales key	BE09
Product key	BEA113
Catalog page	Page 449 (C-1-2019)
GTIN	4055626646503
Weight per piece (including packing)	18.54 g
Weight per piece (excluding packing)	18.54 g
Customs tariff number	85369010
Country of origin	PL

Technical data

Notes

Notes on operation	the blocks can be bridged with one another via the conductor shaft, for corresponding plug-in bridges, see accessories

General

Note	The maximum load current of a single clamping unit must not be exceeded.

Product properties

Product type	Distributor terminal block
Number of connections	6
Number of rows	1
Potentials	1

Insulation characteristics

Overvoltage category	III
Degree of pollution	3

Electrical properties

Rated surge voltage	6 kV
Maximum power dissipation for nominal condition	1.02 W

Connection data

Number of connections per level	6
Nominal cross section	4 mm²
Rated cross section AWG	10
Stripping length	10 mm ... 12 mm
Internal cylindrical gage	A4
Connection in acc. with standard	IEC 60947-7-1
Conductor cross section rigid	0.2 mm² ... 6 mm²
Cross section AWG	24 ... 10 (converted acc. to IEC)
Conductor cross section flexible	0.2 mm² ... 4 mm²
Conductor cross section, flexible [AWG]	24 ... 12 (converted acc. to IEC)
Conductor cross-section flexible (ferrule without plastic sleeve)	0.2 mm² ... 4 mm²
Flexible conductor cross section (ferrule with plastic sleeve)	0.2 mm² ... 4 mm²
2 conductors with the same cross section, flexible, with TWIN ferrule with plastic sleeve	0.5 mm² ... 1 mm²
Nominal current	32 A
Maximum load current	41 A
Maximum total current	63 A
Nominal voltage	800 V

Connection cross sections directly pluggable

Conductor cross section rigid	0.5 mm² ... 6 mm²

Conductor cross section, rigid [AWG]	20 ... 10 (converted acc. to IEC)
Conductor cross-section flexible (ferrule without plastic sleeve)	0.75 mm² ... 4 mm²
Flexible conductor cross section (ferrule with plastic sleeve)	0.5 mm² ... 4 mm²

Dimensions

Width	18.5 mm
Height	45.7 mm
Depth on NS 35/7,5	30.9 mm

Material specifications

Color	white
Flammability rating according to UL 94	V0
Insulating material group	I
Insulating material	PA
Static insulating material application in cold	-60 °C
Temperature index of insulation material (DIN EN 60216-1 (VDE 0304-21))	130 °C
Relative insulation material temperature index (Elec., UL 746 B)	130 °C
Fire protection for rail vehicles (DIN EN 45545-2) R22	HL 1 - HL 3
Fire protection for rail vehicles (DIN EN 45545-2) R23	HL 1 - HL 3
Fire protection for rail vehicles (DIN EN 45545-2) R24	HL 1 - HL 3
Fire protection for rail vehicles (DIN EN 45545-2) R26	HL 1 - HL 3
Calorimetric heat release NFPA 130 (ASTM E 1354)	28 MJ/kg
Surface flammability NFPA 130 (ASTM E 162)	passed
Specific optical density of smoke NFPA 130 (ASTM E 662)	passed
Smoke gas toxicity NFPA 130 (SMP 800C)	passed

Electrical tests

Surge voltage test

Test voltage setpoint	9.8 kV
Result	Test passed

Temperature-rise test

Requirement temperature-rise test	Increase in temperature ≤ 45 K
Result	Test passed
Short-time withstand current 4 mm²	0.48 kA
Short-time withstand current 6 mm²	0.72 kA
Result	Test passed

Power-frequency withstand voltage

Test voltage setpoint	2 kV
Result	Test passed

Mechanical properties

Mechanical data

Open side panel	No

Mechanical tests

Mechanical strength

Result	Test passed

Attachment on the carrier

DIN rail/fixing support	NS 35/NS 15
Test force setpoint	5 N
Result	Test passed
Note	When aligning several blocks, it is recommended to either place a DIN rail adapter underneath the connection point or a flange element between the blocks.
	For versions with 6 or 7 connections, it is enough to place one DIN rail adapter centrally per block and place flange elements after every other block.
	When using the DIN rail adapter PTFIX-NS35, an aligned block must not protrude by more than a half.

Test for conductor damage and slackening

Rotation speed	10 rpm
Revolutions	135
Conductor cross section/weight	0.2 mm² / 0.2 kg
	4 mm² / 0.9 kg
	6 mm² / 1.4 kg
Result	Test passed

Environmental and real-life conditions

Aging

Temperature cycles	192
Result	Test passed

Needle-flame test

Time of exposure	30 s
Result	Test passed

Oscillation/broadband noise

Specification	DIN EN 50155 (VDE 0115-200):2008-03
Spectrum	Service life test category 2, bogie-mounted
Frequency	f_1 = 5 Hz to f_2 = 250 Hz
ASD level	6.12 (m/s²)²/Hz
Acceleration	3.12g
Test duration per axis	5 h
Test directions	X-, Y- and Z-axis
Result	Test passed

Shocks

Specification	DIN EN 50155 (VDE 0115-200):2008-03
Pulse shape	Half-sine
Acceleration	30g
Shock duration	18 ms
Number of shocks per direction	3
Test directions	X-, Y- and Z-axis (pos. and neg.)
Result	Test passed

Ambient conditions

Ambient temperature (operation)	-60 °C ... 110 °C (Operating temperature range incl. self-heating; for max. short-term operating temperature, see RTI Elec.)
Ambient temperature (storage/transport)	-25 °C ... 60 °C (for a short time, no longer than 24 h, -60°C to +70°C)
Ambient temperature (assembly)	-5 °C ... 70 °C
Ambient temperature (actuation)	-5 °C ... 70 °C
Permissible humidity (operation)	20 % ... 90 %
Permissible humidity (storage/transport)	30 % ... 70 %

Standards and regulations

Connection in acc. with standard	IEC 60947-7-1

Mounting

Mounting type	NS 35/7,5
	NS 35/15

Drawings

Circuit diagram

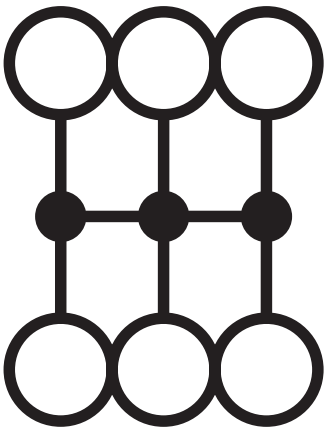

Approvals

To download certificates, visit the product detail page: https://www.phoenixcontact.com/us/products/3273670

DNV
Approval ID: TAE00002TT-04

	Nominal voltage U_N	Nominal current I_N	Cross section AWG	Cross section mm^2
	500 V	24 A	-	-

CSA
Approval ID: 13631

	Nominal voltage U_N	Nominal current I_N	Cross section AWG	Cross section mm^2
Use group B				
	600 V	32 A	24 - 10	-
Use group C				
	600 V	32 A	24 - 10	-

IECEE CB Scheme
Approval ID: DE1-62701

	Nominal voltage U_N	Nominal current I_N	Cross section AWG	Cross section mm^2
	800 V	32 A	-	- 4

EAC
Approval ID: RU C-DE.BL08.B.00644

LR
Approval ID: LR2002627TA

BV
Approval ID: 59146/A0 BV

VDE Zeichengenehmigung
Approval ID: 40047797

cULus Recognized
Approval ID: E60425

	Nominal voltage U_N	Nominal current I_N	Cross section AWG	Cross section mm^2
Use group B				
	600 V	32 A	24 - 10	-
Use group C				

	600 V	32 A	24 - 10	-

Classifications

ECLASS

ECLASS-11.0	27141120
ECLASS-13.0	27250118

ETIM

ETIM 9.0	EC000897

UNSPSC

UNSPSC 21.0	39121400

Environmental product compliance

EU RoHS

Fulfills EU RoHS substance requirements	Yes, No exemptions

China RoHS

Environment friendly use period (EFUP)	EFUP-E
	No hazardous substances above the limits

EU REACH SVHC

REACH candidate substance (CAS No.)	No substance above 0.1 wt%

Accessories

Note: Applying some accessories below might limit this product.

FBS 2-6 - Plug-in bridge

3030336

https://www.phoenixcontact.com/us/products/3030336



Plug-in bridge, pitch: 6.2 mm, number of positions: 2, color: red

Max. current carrying capacity: 32 A

FBS 2-6 BU - Plug-in bridge

3036932

https://www.phoenixcontact.com/us/products/3036932



Plug-in bridge, pitch: 6.2 mm, number of positions: 2, color: blue

Max. current carrying capacity: 32 A

FBS 2-6 GY - Plug-in bridge

3032237

https://www.phoenixcontact.com/us/products/3032237



Plug-in bridge, pitch: 6.2 mm, number of positions: 2, color: gray

Max. current carrying capacity: 32 A

PTFIX 2,5-RZ - Mounting adapter

1632417

https://www.phoenixcontact.com/us/products/1632417



Securing pin adapter, for direct mounting of 2.5 mm^2, 4 mm^2, and 10 mm^2 FIX blocks, color: gray

SK 6,2/3,8:FORTL.ZAHLEN - Marker card

0804374

https://www.phoenixcontact.com/us/products/0804374



Marker card, white, labeled, horizontal: consecutive numbers 1 ... 10, 11 ... 20, etc. up to 91 ... (99)100, mounting type: adhesive, for terminal block width: 6.2 mm, lettering field size: 6.2 x 3.8 mm

SK 6,2/3,8:FORTL.ZAHLEN 1-10 - Marker for terminal blocks

0804374:0001

https://www.phoenixcontact.com/us/products/0804374:0001



Marker card, self-adhesive, horizontally labeled with the consecutive numbers: 1 ... 10, 10-section marker strips with 12 identical decades, white, for terminal block width: 6.2 mm, mounting type: adhesive

SK 6,2/3,8:FORTL.ZAHLEN 11-20 - Marker for terminal blocks

0804374:0011

https://www.phoenixcontact.com/us/products/0804374:0011



Marker card, self-adhesive, horizontally labeled with the consecutive numbers: 11 ... 20, 10-section marker strips with 12 identical decades, white, for terminal block width: 6.2 mm, mounting type: adhesive

SK 6,2/3,8:FORTL.ZAHLEN 21-30 - Marker for terminal blocks

0804374:0021

https://www.phoenixcontact.com/us/products/0804374:0021



Marker card, self-adhesive, horizontally labeled with the consecutive numbers: 21 ... 30, 10-section marker strips with 12 identical decades, white, for terminal block width: 6.2 mm, mounting type: adhesive

SK 6,2/3,8:FORTL.ZAHLEN 31-40 - Marker for terminal blocks

0804374:0031

https://www.phoenixcontact.com/us/products/0804374:0031



Marker card, self-adhesive, horizontally labeled with the consecutive numbers: 31 ... 40, 10-section marker strips with 12 identical decades, white, for terminal block width: 6.2 mm, mounting type: adhesive

SK 6,2/3,8:FORTL.ZAHLEN 41-50 - Marker for terminal blocks

0804374:0041

https://www.phoenixcontact.com/us/products/0804374:0041



Marker card, self-adhesive, horizontally labeled with the consecutive numbers: 41 ... 50, 10-section marker strips with 12 identical decades, white, for terminal block width: 6.2 mm, mounting type: adhesive

US-TML (104X3,8) - Marker for terminal blocks

0830768

https://www.phoenixcontact.com/us/products/0830768



Marker for terminal blocks, Card, white, unlabeled, can be labeled with: BLUEMARK ID COLOR, BLUEMARK ID, THERMOMARK PRIME, THERMOMARK CARD 2.0, THERMOMARK CARD, mounting type: adhesive, lettering field size: 104 x 3.8 mm, Number of individual labels: 22

US-TML (104X2,8) - Marker for terminal blocks

0830767

https://www.phoenixcontact.com/us/products/0830767



Marker for terminal blocks, Card, white, unlabeled, can be labeled with: BLUEMARK ID COLOR, BLUEMARK ID, THERMOMARK PRIME, THERMOMARK CARD 2.0, THERMOMARK CARD, mounting type: adhesive, lettering field size: 104 x 2.8 mm, Number of individual labels: 26

SK U/3,8 WH:UNBEDRUCKT - Marker card

0803906

https://www.phoenixcontact.com/us/products/0803906



Marker card, Din A4, white, unlabeled, can be labeled with: PLOTMARK, CMS-P1-PLOTTER, Office printing systems, mounting type: adhesive, for terminal block width: 210 mm, lettering field size: 186 x 3.8 mm, Number of individual labels: 1440

SK U/2,8 WH:UNBEDRUCKT - Marker card

0803883

https://www.phoenixcontact.com/us/products/0803883



Marker card, Din A4, white, unlabeled, can be labeled with: PLOTMARK, CMS-P1-PLOTTER, Office printing systems, mounting type: adhesive, for terminal block width: 210 mm, lettering field size: 186 x 2.8 mm, Number of individual labels: 3600

TML (EX3,8)R - Marker strip

0801837

https://www.phoenixcontact.com/us/products/0801837



Marker strip, Roll, white, unlabeled, can be labeled with: THERMOMARK E.300 (D)/600 (D), THERMOMARK ROLL 2.0, THERMOMARK ROLL, THERMOMARK ROLL X1, THERMOMARK ROLLMASTER 300/600, THERMOMARK X1.2, mounting type: adhesive, lettering field size: continuous x 3.8 mm, Number of individual labels: 12

TML (104X3,8)R - Marker strip

0801833

https://www.phoenixcontact.com/us/products/0801833



Marker strip, Roll, white, unlabeled, can be labeled with: THERMOMARK E.300 (D)/600 (D), THERMOMARK ROLL 2.0, THERMOMARK ROLL, THERMOMARK ROLL X1, THERMOMARK ROLLMASTER 300/600, THERMOMARK X1.2, mounting type: adhesive, for terminal block width: 104 mm, lettering field size: 104 x 3.8 mm, Number of individual labels: 2500

TML (104X2,8)R - Marker strip

0801832

https://www.phoenixcontact.com/us/products/0801832



Marker strip, Roll, white, unlabeled, can be labeled with: THERMOMARK E.300 (D)/600 (D), THERMOMARK ROLL 2.0, THERMOMARK ROLL, THERMOMARK ROLL X1, THERMOMARK ROLLMASTER 300/600, THERMOMARK X1.2, mounting type: adhesive, for terminal block width: 104 mm, lettering field size: 104 x 2.8 mm, Number of individual labels: 2500

TML (EX2,8)R - Marker strip

0801836

https://www.phoenixcontact.com/us/products/0801836



Marker strip, Roll, white, unlabeled, can be labeled with: THERMOMARK E.300 (D)/600 (D), THERMOMARK ROLL 2.0, THERMOMARK ROLL, THERMOMARK ROLL X1, THERMOMARK ROLLMASTER 300/600, THERMOMARK X1.2, mounting type: adhesive, for terminal block width: 30000 mm, lettering field size: continuous x 2.8 mm, Number of individual labels: 14

PTFIX 6X4-NS35A WH - Distribution block

3273670

https://www.phoenixcontact.com/us/products/3273670

MM-TML (EX3,8)R C1 WH/BK - Label

1092026

https://www.phoenixcontact.com/us/products/1092026



Label, Roll, white/black, unlabeled, can be labeled with: THERMOFOX, THERMOMARK GO, THERMOMARK GO.K, mounting type: adhesive, lettering field size: continuous x 2.8 mm, Number of individual labels: 1

Phoenix Contact 2024 © - all rights reserved
https://www.phoenixcontact.com

Phoenix Contact USA
586 Fulling Mill Road
Middletown, PA 17057, United States
(+717) 944-1300
info@phoenixcon.com