

Erbium Doped Fiber Amplifier

1540-1565nm, up to 41dBm



DATASHEET

BUY NOW



Features

- Low Noise
- High Output Up to 41dBm
- High Stability
- High Reliability
- Customizable

Applications

- BOTDR
- OTDR
- LiDAR
- Fiber sensing

Agiltron Erbium-doped fiber amplifier (EDFA) provides cost-effective solutions for high-power optical amplification. It is built using semiconductor lasers, WDM, isolator, and erbium-doped fiber. The product has the advantages of high reliability, high power output, high gain, and low noise. Two configurations are available: A preamplifier for slight optical signal amplification and a Booster amplifier for maximum output power. We make both random polarization and polarization maintain versions. It has several package configuration choices. A Benchtop unit that is preset at the highest gain is suited for laboratory use. The Benchtop has a computer control interface and GUI. The compact module is suited for system integration with the universal control interface. The pluggable and the associated host net-control rack are standardized for local network build-out. Customer configurations are available.

The EDFAs have both ACC mode – automatic current control or constant current control and APC mode – automatic power control settable via GUI. In the ACC mode, the pump laser's current is set by the user and automatically locked by the EDFA to achieve a constant pumping current. The EDFA's output power is proportional to the input power and has output even though the input signal is weak. In the APC mode, the user sets the output power, and the EDFA automatically maintains the output constant in a feedback laser pump control way. When the input optical power fluctuates, the APC mode minimizes the fluctuation of the output power and is suitable for power type and line type EDFA.

The bench top or rack mount units can have multiple output channels in which the output is equally split into multiple outputs.

The EDFA has isolators on both input and output.

Specifications

Parameter		Min	Typical	Max	Unit
Wavelength		1540	1550	1565	nm
Input Power	Booster	-23	0	12	dBm
	Pre	-30	-20	5	dBm
Output Power	Booster			41	dBm
	Pre			25	dBm
Optical Gain	Booster			40	dBm
	Pre			40	dBm
Noise Figure			5 [6]		dB
Gain Flatness			1		dB
Polarization Dependent Gain [4]				0.3	dB
Polarization Mode Dispersion [4]			0.5		ps
Input/output Isolation		35			dB
Output Stability (8hrs)			0.05	0.1	dB
Adjustable Output Power			Yes with AGC		
Fiber Type		SMF-28e 9/125um NA = 0.13			
Working Temperature [1]		-30	40	70	°C
Storage Temperature		-40		85	°C
Power Consumption				25	W
Power Supply	< 23dBm (MSA)		DC +5		V
	≥ 23dBm		DC +12		V
Communication		USB / RS232/			

Notes:

[1]. The regular range is -5 to 40°C, for extended range requires additional cost

Note: The specifications provided are for general applications with a cost-effective approach. If you need to narrow or expand the tolerance, coverage, limit, or qualifications, please [click this link](#):

Legal notices: All product information is believed to be accurate and is subject to change without notice. Information contained herein shall legally bind Agiltron only if it is specifically incorporated into the terms and conditions of a sales agreement. Some specific combinations of options may not be available. The user assumes all risks and liability whatsoever in connection with the use of a product or its application.

Rev 07/09/24

© Photonwares Corporation

P +1 781-935-1200

E sales@photonwares.com

W www.agiltron.com

Information contained herein is deemed to be reliable and accurate as of the issue date. Photonwares reserves the right to change the design or specifications at any time without notice. Agiltron is a registered trademark of Photonwares Corporation in the U.S. and other countries.

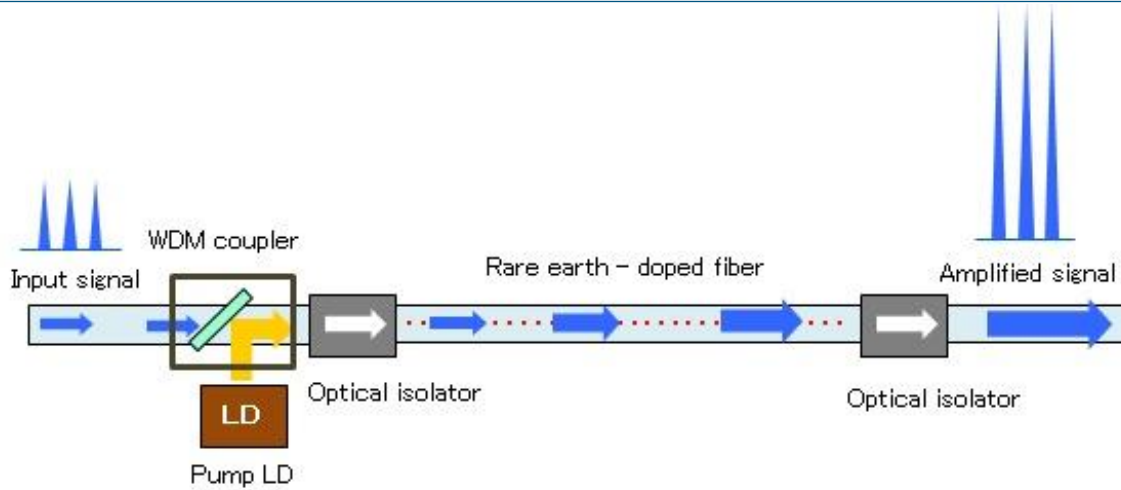
Erbium Doped Fiber Amplifier

1540-1565nm, up to 41dBm



DATASHEET

Function Diagram




Package Choices



Component



Benchtop- USB/GUI



MSA



MSA USB/GUI Adapting PCB



Mini benchtop



Net-Control Rack

Erbium Doped Fiber Amplifier

1540-1565nm, up to 41dBm



DATASHEET

GUI USB Interface

Operation Instruction

- Load the software, Unzip the folder and Click "setup" to Install the GUI
- Select an amplifier type that matches your PO
- Connect your PC to the Amplifier by first connecting a USB cable and then choosing the necessary port and clicking "Connect". To change the COM port click "Refresh", choose the necessary port, then click "Connect"
- Obtain the stored settings by clicking "Check Settings"
- To change the setting, first select the control mode
- To set up output power or current, input desired value and click "Set". There are limits for max output per the model type.
- To turn on the Amplify click "Pump ON"; the green color should appear. To stop click "Pump OFF"; the red color should appear
- To save the setting click "Save Settings to Amplifier". The Amplifier will store the setting for the next time you turn it on, even without the PC.
- The Amplifier only works if the input optical power level is within the spec.

Erbium Doped Fiber Amplifier

1540-1565nm, up to 41dBm



DATASHEET

Control GUI

EDFA GUI V3.0

Choose Device Model
EDFA-L

Connect to Amplifier
COM7 Refresh Disconnect

Monitor Status

Opt.IN	-0.34 dBm
Opt.Out	15 dBm
BIAS-1	417 mA
CoolCurr-1	0 mA
LaserTemp-1	26.2 °C
Modul Temp	25.1 °C
PumpPower	21.67 dBm
Power Voltage	4.93 V
GAIN	15.31 dB
ALARM:	No Alarms
Model:	EDFA-20dBm
SN:	220728001

Set Amplifier Parameters

Check Settings Pump ON Pump OFF

Control Mode: Power control Power control Current control Gain control

Set Power(dBm) 15 Set Set Current(mA) 600 Set

Set Gain(dB) 23 Set

Command Log

Port connected
Get Sn/Model Success
Power Control Mode: Success
Check Settings: Success

Threshold settings

Module Temp Threshold	-5	55	°C	Set	Input Power LOS Threshold	-33	dBm	Set
Pump Temp Threshold	0	40	°C	Set	Output Power LOS Threshold	-8	dBm	Set
Pump Current Threshold	1200		mA	Set	No Optical Power Threshold	-33	dBm	Set

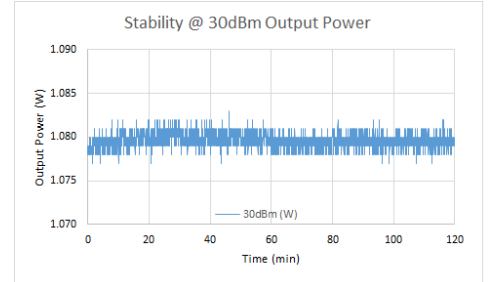
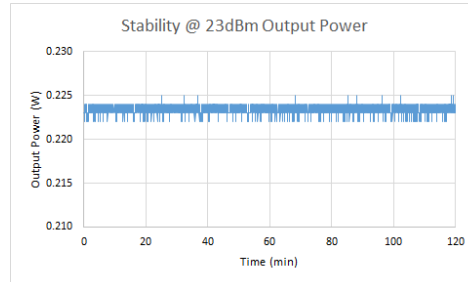
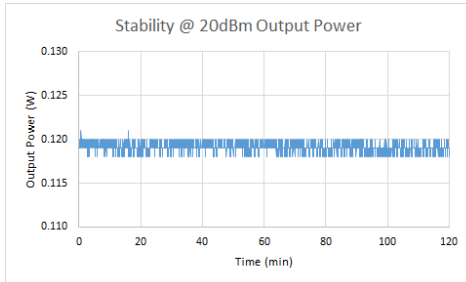
Erbium Doped Fiber Amplifier

1540-1565nm, up to 41dBm

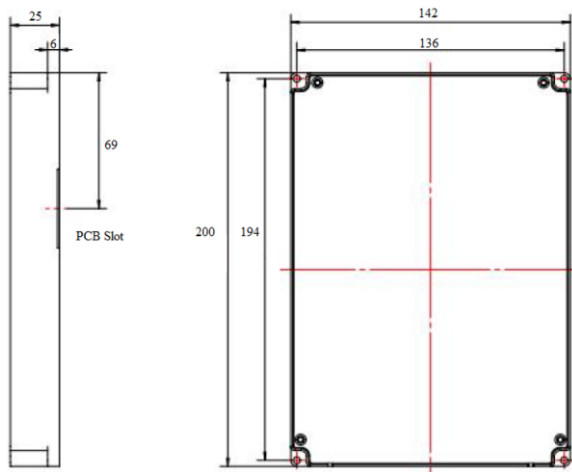


DATASHEET

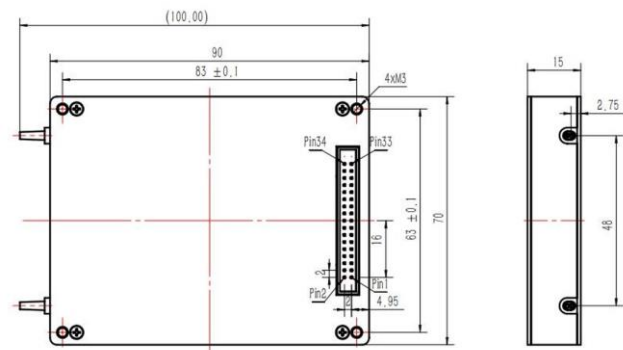
Output Power Stability (33dBm Benchtop)



Mechanical Dimensions (mm)



High-power: >23dBm



MSA package: 20dBm

*Product dimensions may change without notice. This is sometimes required for non-standard specifications.

Erbium Doped Fiber Amplifier

1540-1565nm, up to 41dBm



DATASHEET

Ordering Information

<input type="checkbox"/>	<input type="checkbox"/>	1	<input type="checkbox"/>	1	1	<input type="checkbox"/>	<input type="checkbox"/>	<input type="checkbox"/>	<input type="checkbox"/>	<input type="checkbox"/>	<input type="checkbox"/>	<input type="checkbox"/>	<input type="checkbox"/>
Prefix	Type	Wavelength	Power/Gain ^[1]	Output Channel	Polarization	Package	Cable Type	Fiber Length ^[4]	Connector ^[5]	Low Temperature	High Temperature	Control Mode	Filter
EDFA-	Booster = 1 Preamp = 2	1540-1565nm = 1	17dBm/50mW ^[2] = 2 20dBm/100mW = 3 30dBm/1W = 1 33dBm/2W = 5 37dBm/5W = 7 40dBm/10W = 6 41dBm/12W = 4	One = 1	Random = 1	Component = 1 Benchtop = 2 EYA = 3 MSA = M MSA/USB ^[3] = H Special = 0	0.9mm tube = 3 Special = 0	0.25m = 1 0.5m = 2 1.0m = 3 Special = 0	None = 1 FC/PC = 2 FC/APC = 3 SC/PC = 4 SC/APC = 5 LC/PC = 7 LC/APC = A LC/UPC = U Special = 0	-5°C = 1 -30°C = 2 Special = 0	40°C = 1 70°C = 2 Special = 0	APC = 1 ACC = 2 CC ^[6] = 3 Special = 0	None = 1 Gain flat = 2 Special = 0

[1]. For Booster, maximum output power. For Preamp, maximum amplification gain.

[2]. This is a low cost version with mini benchtop package having no power adjustment capability covering wavelength 1528-1565nm. Default adaptor is SC/APC on the module front panel. Other adaptors are available at extra cost.

[3]. The MSA mounted on a USB adapting PCB. Comes with GUI and power supply

[4]. For >1W modules, the fiber cables extrude out of the front.

[5]. **Regular connector only rated to 0.5W and will burn at higher power. We make a special beam expanded connector to handle up to 5W**

[6]. CC is a constant current mode in which the pump laser current is set and always on regardless of input signal level

Note:

- ☐ Pre-amplifier output power is limited to 25dBm

Application Notes

Fiber Core Alignment

Note that the minimum attenuation for these devices depends on excellent core-to-core alignment when the connectors are mated. This is crucial for shorter wavelengths with smaller fiber core diameters that can increase the loss of many decibels above the specification if they are not perfectly aligned. Different vendors' connectors may not mate well with each other, especially for angled APC.

Fiber Cleanliness

Fibers with smaller core diameters (<5 μm) must be kept extremely clean, contamination at fiber-fiber interfaces, combined with the high optical power density, can lead to significant optical damage. This type of damage usually requires re-polishing or replacement of the connector.

Maximum Optical Input Power

Due to their small fiber core diameters for short wavelength and high photon energies, the damage thresholds for device is substantially reduced than the common 1550nm fiber. To avoid damage to the exposed fiber end faces and internal components, the optical input power should never exceed 20 mW for wavelengths shorter 650nm. We produce a special version to increase the handling by expanding the core side at the fiber ends.

Erbium Doped Fiber Amplifier

1540-1565nm, up to 41dBm



DATASHEET

Laser Safety

This product meets the appropriate standard in Title 21 of the Code of Federal Regulations (CFR). FDA/CDRH Class 1M laser product. This device has been classified with the FDA/CDRH under accession number 0220191. All versions of this laser are Class 1M laser products, tested according to IEC 60825-1:2007 / EN 60825-1:2007. An additional warning for Class 1M laser products. For diverging beams, this warning shall state that viewing the laser output with certain optical instruments (for example eye loupes, magnifiers, and microscopes) within a distance of 100 mm may pose an eye hazard. For collimated beams, this warning shall state that viewing the laser output with certain instruments designed for use at a distance (for example telescopes and binoculars) may pose an eye hazard.

Wavelength = 1.3/1.5 μ m.

Maximum power = 30 mW.



*Caution - Use of controls or adjustments or performance of procedures other than those specified herein may result in hazardous radiation exposure.

*IEC is a registered trademark of the International Electrotechnical Commission.

Q&A About Fiber Optical Amplifier

Q: Can this amplifier pulsed signals?

A: It has been tested to amplify up to 100GHz digital data.

Q: Can this amplifier WDM signals?

A: It has been tested to amplify signals with DWDM wavelength spacing.

Q: Can this amplifier has a flat wavelength response?

A: Yes, by put flattering gain filters, that is an extra cost.

Q: If one puts a small signal into it, can it be amplified to the maximum output power indicated on the spec?

A: The amplifier is set as an analog mode whose output signal strength is approximately proportional to the input strength. It has a certain gain of about 40dB. There are two types: one is a preamplifier and a booster. One can use a preamplifier before the booster for weak signals, as done in electronic amplifiers.

Q: We have an existing amplifier. Can you duplicate it?

A: Yes, we can produce it with a seamless software interface.

Erbium Doped Fiber Amplifier

1540-1565nm, up to 41dBm

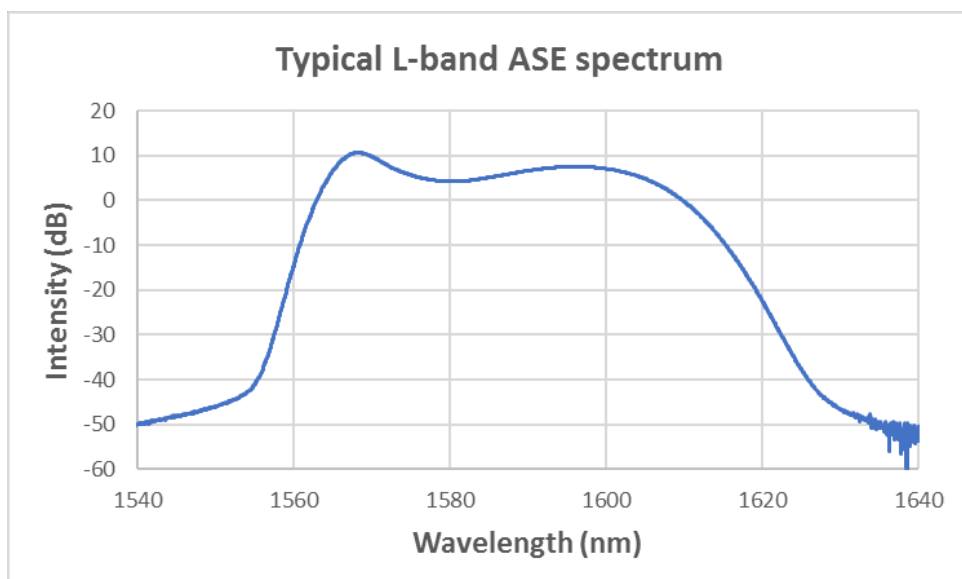
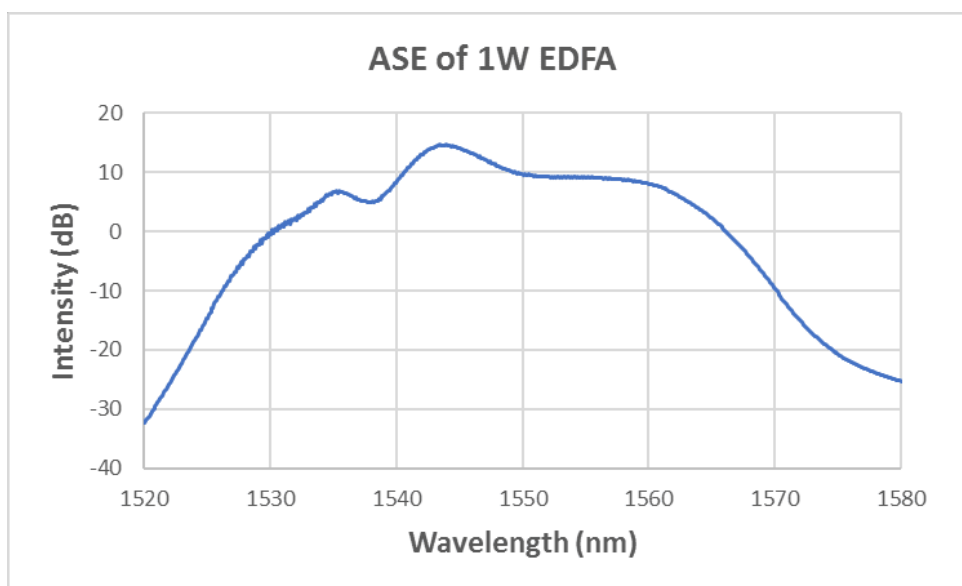


DATASHEET

Modes Description

The EDFAs have both ACC mode - automatic current control or constant current control and APC mode - automatic power control settable via GUI. In the ACC mode, the pump laser's current is set by the user and automatically locked by the EDFA to achieve a constant pumping current. The EDFA's output power is proportional to the input power and has output even though the input signal is weak. In the APC mode, the user sets the output power, and the EDFA automatically maintains the output constant in a feedback laser pump control way. When the input optical power fluctuates, the APC mode minimizes the fluctuation of the output power and is suitable for power type and line type EDFA.

Typical Spectrums

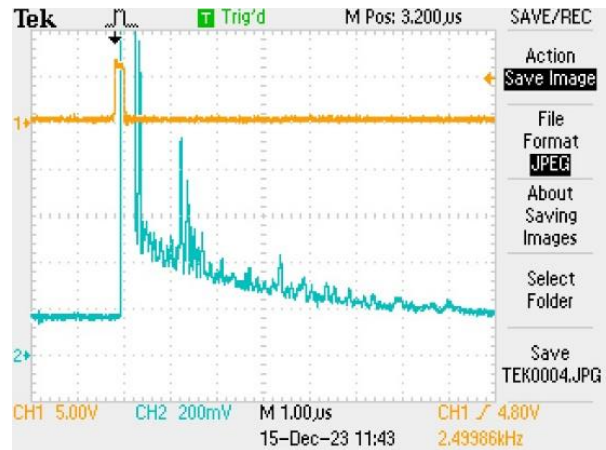
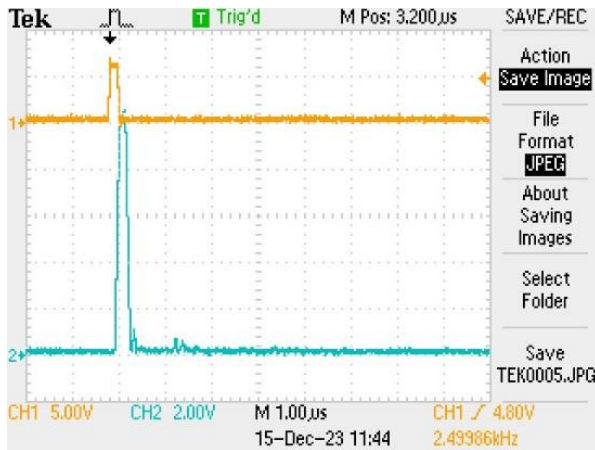


Erbium Doped Fiber Amplifier

DATASHEET

Typical Nanosecond Laser Pulse Amplification

- Source laser: 2.5kHz 200ns pulses with peak power 1.33mW
- Amplified 42dB by 23.5dBm EDFA;
- ASE floor is about 24dB lower than the peak power;



Gain Flattering Filter Effect

