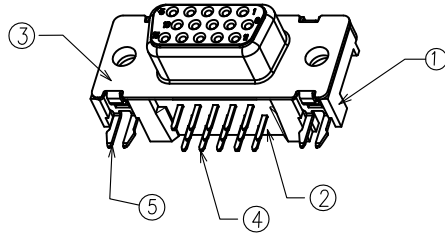
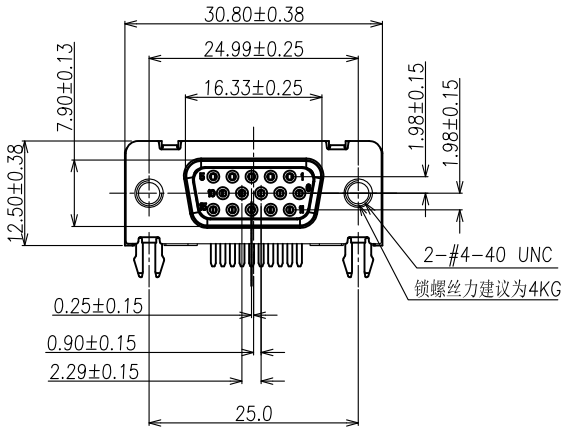


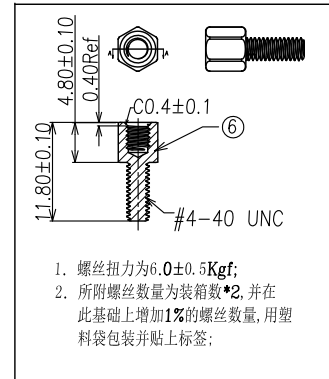
符合"DLK环境管理物质技术标准"

符合"IEC协会标准"

工程变更通知单 ECN(DCN) NO.	版本 REV	日期 DATE	说明 DESCRIPTION	改变 CHANGE	承认 APPRO.
KSECN17003	A	20170111	NEW RELEASE	—	—

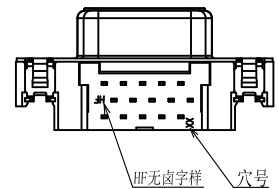


螺丝规格

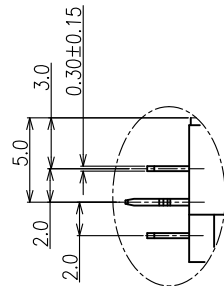
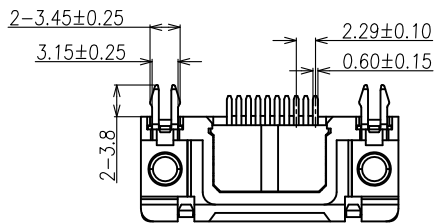
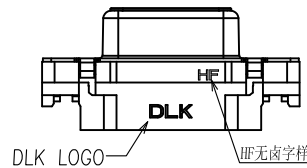
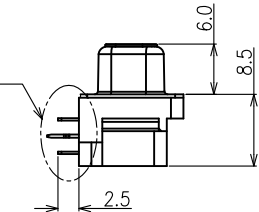


NOTE:

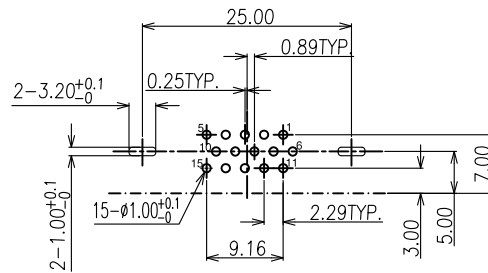
1. MATERIAL:
  - 1.1 Housing/Cover: PBT UL94v-0, color: Blue
  - 1.2 Contact: Copper alloy
  - 1.3 Shell: Ferro alloy
  - 1.4 Rivet Insert:Ferro alloy
  - 1.5 Screw: Ferro alloy
2. PLATING:
  - 2.1 Contact: 1u"Au plated on contact Area, 100u" Min. Matte Tin plated on solder tail, 50u" Min.Nickel underplated
  - 2.2 Shell: Nickel plated overall
3. MECHANICAL:
  - 3.1 Insertion force:2.0~5.0kgf.
  - 3.2 Withdrawal force:1.0Kgf Min.
  - 3.3 Durability:500 cycles Min.
4. ELECTRICAL:
  - 4.1 Current Rating:1.0A
  - 4.2 Voltage Rating:36V
  - 4.3 Dielectric strength:500V AC FOR 1 minute
  - 4.4 Insulation Resistance:1000MΩ Min.
  - 4.5 Contact Resistance:30mΩ Max
5. Operating Temperature:-55°c to +105°c
6. PACKING: Tray



DETAIL A



DETAIL A (2:1)



RECOMMENDED PCB LAYOUT  
TOLERANCE: ±0.05mm

6	Screw	2	FERROALLOY	Nickel plated
5	RIVET INSERT	2	FERROALLOY	Tin PLATED
4	Contact	15	COPPER ALLOY	Au And Tin plated
3	Shell	1	FERROALLOY	Ni PLATED
2	Cover	1	PBT 无卤	UL94V-0,BLUE
1	Housing	1	PBT 无卤	UL94V-0,BLUE
NO.	ITEM	Q'TY	DESCRIPTION	FINISH

GENERAL TOLERANCE  
UNLESS OTHERWISE NOTED



德力康电子科技有限公司

DLK DELIKANG ELECTRONICS TECHNOLOGY CO.,LTD

Angle	±5°	名称 TITLE: D-SUB R/A 12.5H CONN			
X.	±0.35	档案名称 FILE NAME: C-DSB4N-02-HF			
.X	±0.25	料号 PART NO:	84N15L013F1		
.XX	±0.15	DRAWING	汪庆	CHECKED	王永辉
.XXX	±0.10	APPROVED	严成旺		
A4	UNIT: mm	SCALE	1:1	SHEET: 1 of 1	