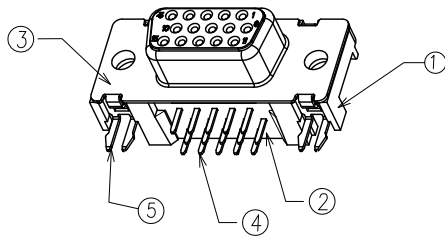
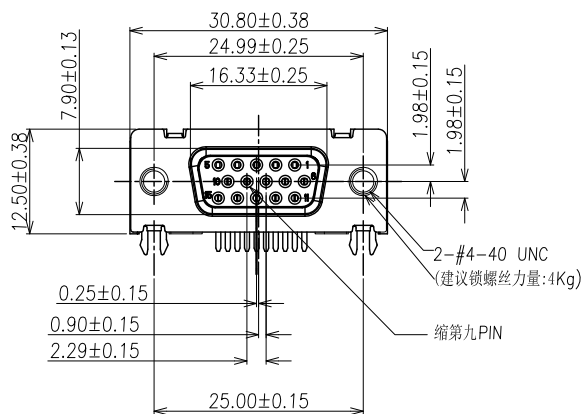


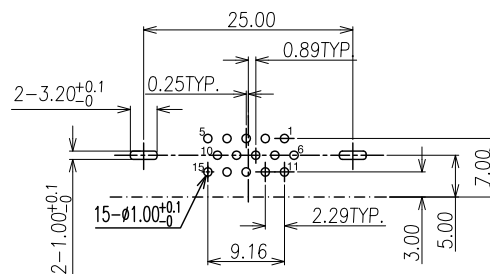
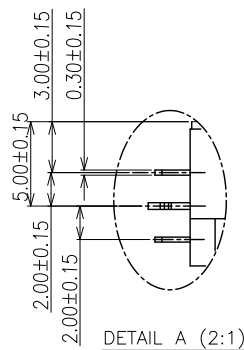
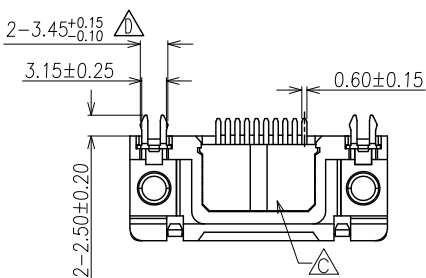
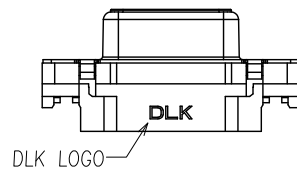
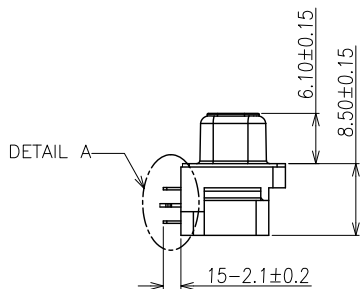
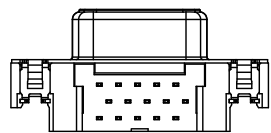
符合"DLK环境管理物质技术标准"

符合"IEC协会标准"

工程变更通知单 ECN(DCN) NO.	版本 REV	日期 DATE	说明 DESCRIPTION	改变 CHANGE	承认 APPRO.
KSECN15039	B	20150901	增加DSB4XD-15BM1YN30料号*1	王永辉	严成旺
KSECN16067	C	20160927	后盖增加速料△*1	万小龙	王永辉
KSECN18064	D	20181204	鱼叉脚卡板尺寸公差由3.30±0.15改为3.30 ^{+0.15} ₀ △*1	王永辉	严成旺



NOTE:
 1. MATERIAL:
 1.1 Housing/Cover: PBT UL94v-0, color: Black
 1.2 Contact: Copper alloy
 1.3 Shell: Ferro alloy
 1.4 Rivet Insert:Ferro alloy
 2. PLATING:
 2.1 Contact: 1u"Au plated on contact Area, 100u" Min. Matte Tin plated on solder tail, 50u" Min.Nickel underplated
 2.2 Shell: Nickel plated overall
 3. MECHANICAL:
 3.1 Insertion force:2.0~5.0kgf.
 3.2 Withdrawal force:1.0Kgf Min.
 3.3 Durability:500 cycles Min.
 4. ELECTRICAL:
 4.1 Current Rating:1.0A
 4.2 Voltage Rating:36V
 4.3 Dielectric strength:500V AC FOR 1 minute
 4.4 Insulation Resistance:1000MΩ Min.
 4.5 Contact Resistance:30mΩ Max
 5. Operating Temperature:-55°c to +105°c
 6. PACKING: Tray



RECOMMENDED PCB LAYOUT
TOLERANCE: ±0.05mm

NO.	ITEM	Q'TY	DESCRIPTION	FINISH
5	Rivet insert	2	FERROALLOY	Tin PLATED
4	Contact	15	COPPER ALLOY	Au And Tin plated
3	Shell	1	FERROALLOY	Ni PLATED
2	Cover	1	PBT	UL94V-0,Blue
1	Housing	1	PBT	UL94V-0,Black

GENERAL TOLERANCE UNLESS OTHERWISE NOTED		德力康电子科技有限公司 DELIKANG ELECTRONICS TECHNOLOGY CO.,LTD			
Angle	±5'				
X.	±0.35	C 名称 TITLE: D-SUB R/A 12.5H CONN			
.X	±0.25	档案名称 FILE NAME:	C-DSB4X-00-04	料号 PART NO:	84X15B01300
.XX	±0.15	DRAWING	王永辉	CHECKED	APPROVED 严成旺
.XXX	±0.10	UNIT:	mm	SCALE	1:1
A4		SHEET:	1 of 1		