MURR ELEKTRONIK
stay connected

**M12 female recept. A-cod. rear**

PP-wires 5x0.34 1m

Flange female
M12, 5-pole
Rear mounting
with multi-strand wire

## Link to Product

**Illustration**



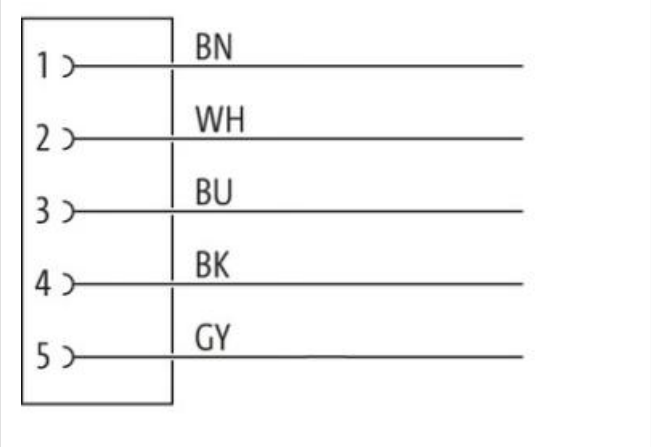


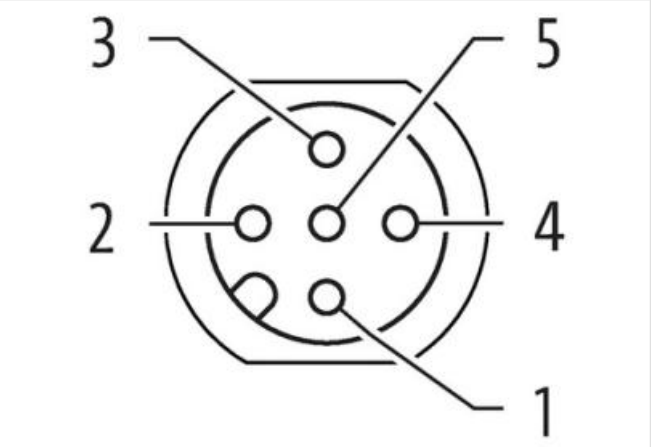


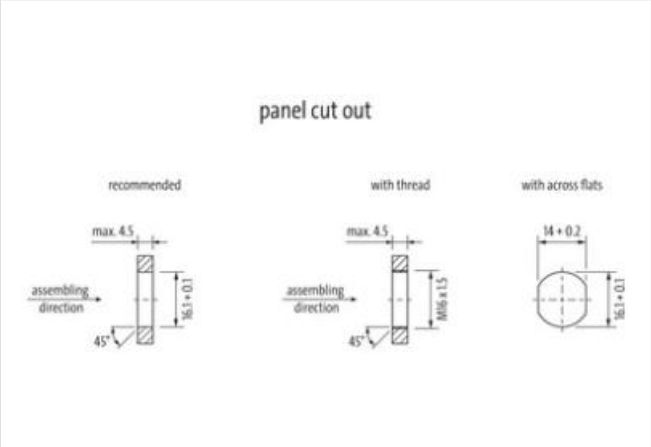


The information in this Product-PDF has been compiled with the utmost care.
Liability for the correctness completeness and topicality of the information is restricted to gross negligence. Version: 2024-07-04

MURR ELEKTRONIK
stay connected

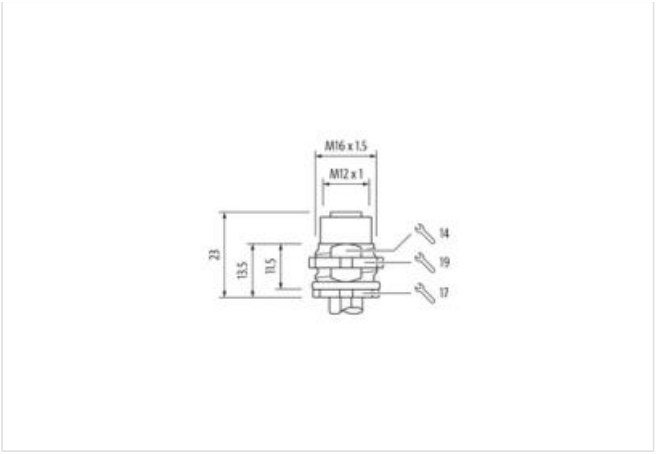


Product may differ from Image

| | |
|---|---|
| Cable length | 1 m |
| **Side 1** | |
| Tightening torque | 0,6 Nm |
| Mounting method | inserted, screwed |
| Coating contact | gold plated |
| Family construction form | M12 |
| Thread | M12 x 1 |
| Coding | A |
| Material contact | Copper alloy |
| Material | Brass |
| Degree of protection (EN IEC 60529) | IP67 |
| **Side 2** | |
| Coating contact | gold plated |
| **Commercial data** | |
| ECLASS-6.0 | 27279220 |
| ECLASS-6.1 | 27279220 |
| ECLASS-7.0 | 27440103 |
| ECLASS-8.0 | 27440103 |
| ECLASS-9.0 | 27440103 |
| ECLASS-10.1 | 27440103 |
| ECLASS-11.1 | 27440103 |
| ECLASS-12.0 | 27440103 |
| ETIM-5.0 | EC001855 |
| customs tariff number | 85444290 |
| GTIN | 4048879330275 |
| Packaging unit | 1 |
| **Electrical data \| Supply** | |
| Operating voltage AC max. | 125 V |
| Operating voltage DC max. | 125 V |
| Current operating per contact max. | 4 A |
| **Diagnostics** | |
| Status indication LED | no |

The information in this Product-PDF has been compiled with the utmost care.
Liability for the correctness completeness and topicality of the information is restricted to gross negligence. Version: 2024-07-04

MURR ELEKTRONIK
stay connected

| | |
|---|---|
| **Installation \| Connection** | |
| Mounting set | M16 x 1.5 |
| Width across flats | SW19 |
| **Device protection \| Electrical** | |
| Protection NEMA | 3, 4, 6P |
| Additional condition protection degree | inserted, screwed |
| Pollution Degree | 3 |
| Rated surge voltage | 1,5 kV |
| Material group (IEC 60664-1) | I |
| **Mechanical data** | |
| Contour for corrugated hose | without |
| **Mechanical data \| Material data** | |
| Coating housing | nickel plated |
| Coating locking | nickel plated |
| Coating of fitting | nickel plated |
| Material gasket | FKM |
| Locking material | Brass |
| Material screw connection | Brass |
| **Mechanical data \| Mounting data** | |
| Mounting method | Schraubgewinde |
| Looking techniques | Schraubgewinde |
| **Environmental characteristics \| Climatic** | |
| Operating temperature min. | -25 °C |
| Operating temperature max. | 85 °C |
| Additional condition temperature range | depending on cable quality |
| **Important installation notes** | |
| Note on strain relief | Protect the connectors by suitable measures from mechanical loads, e.g. by the usage of cable ties. |
| Note on bending radius | **Attention:** Observe the permissible bending radii when laying cables, as the IP protection class can be endangered by excessive bending forces. |
| **Conformity** | |
| Product standard | DIN EN 61076-2-101 (M12) |
| **Approvals** | |
| UL 50E | yes |
| **Resistances \| Cable** | |
| wire arrangement | brown, white, blue, black, gray |
| Cable identification | 972 |
| wire arrangement | brown, white, blue, black, gray |
| Material wire insulation | PUR |
| Amount wires | 5 |
| Outer diameter insulation | 1,3 mm |
| Outer diameter tolerance core insulation | ± 5 % |
| Amount strands (wire) | 19 |
| Diameter of single wires | 0,15 mm |
| Conductor crosssection (wire) | 0,34 mm² |
| Material conductor wire | copper stranded wire, tinned |
| Conductor type (wire) | Strand class 5 |
| Nominal voltage AC max. | 300 V |
| Electrical resistance line constant wire | 58 Ω/km @ 20 °C |
| AC withstand voltage (wire - wire) | 1,5 kV |
| Power frequency withstand voltage (wire - jacket) | 1,5 kV |

The information in this Product-PDF has been compiled with the utmost care.
Liability for the correctness completeness and topicality of the information is restricted to gross negligence. Version: 2024-07-04

| | |
|---|---|
| Min. operating temperature (static) | -40 °C |
| Max. operating temperature (fixed) | 90 °C |
| Operating temperature min. (dynamic) | -25 °C |
| Operating temperature max. (dynamic) | 90 °C |
| Flame resistance | UL 1581 § 1100 FT2 \| UL 1581 § 1090 \| IEC 60332-2-2 |
| chemical resistance | Good, application-related testing |
| Gasoline resistance | Good, application-related testing |
| Oil resistance | Good, application-related testing \| DIN EN 60811-404 |

The information in this Product-PDF has been compiled with the utmost care.
Liability for the correctness completeness and topicality of the information is restricted to gross negligence. Version: 2024-07-04