

- *1 : TERNARY PLATING
- *2 : ANODAIZING(BLACK)
- *3 : PASSIVATE
- *4 : STAINLESS STEEL
- *5 : PHOSPHOR BRONZE

RoHS Compliant

12	INSULATOR B	PTFE	1	--	16	BRACKET	*4	2	*3	
11	CENTER PIN B	*5	1	Au	15	WASHER	*4	4	--	
10	BODY B	BRASS	1	*1	14	SPRING WASHER	*4	4	--	
9	ATTENUATION TERMINAL	--	1	--	13	SOCKET HEAD CAP SCREW	*4	4	*3	M5X8
8	HEAT SINK	ALUMINUM	1	*2	NO.	DESCRIPTION	MATERIAL	Q'TY	FINISH	REMARK
7	O-RING	SILICONE	2	--	SCALE	DRAWN	INSPECTED	APPROVED	CHECKED	PART NUMBER
6	INSULATOR A	PTFE	1	--	2/3	井	檜	山	三	NPJ50AT6G20W-30dB
5	CENTER PIN A	*5	1	Au		'23,12,18	'23,12,18	'23,12,18	'23,12,18	
4	GASKET	SILICONE	1	--	UNIT	出	澤	本	村	
3	BODY A	BRASS	1	*1	DATE	PROJECTION	株式会社 トーコン TO-CONN CO., LTD.			DRAWING NO.
2	HOLDING RING	*4	1	--	2023.12.18					W-0595951
1	COUPLING NUT	BRASS	1	*1						
NO.	DESCRIPTION	MATERIAL	Q'TY	FINISH	REMARK					

PRODUCT SPECIFICATIONS

Part No. NPJ50AT6G20W-30dB

No. 0592352





DWG No. W-0595951

Nominal 1 Standard JIS C 5411
 2 Power handling 20W
 3 Frequency range 6GHz
 4 Impedance 50Ω
 5 [OPR]Temp-Range -45°C~+85°C



		Test Items	Procedures/Test method	Requirements
1 2 3	DESIGN	Design & construction	Specified on relevant product drawing (DWG No. W-0595951)	No defects or abnormalities
		Materials		
		Finishes		
4 5	ELECTRICAL	Attenuation	DC~6GHz	30±1.4dB
		V. S. W. R	DC~3GHz	1.2 (Max.)
			3~6GHz	1.3 (Max.)
6 7 8	MECHANICAL	Compatibility	Connecting with a standard-compliant connector	No defects or abnormalities
		Tensile strength of coupling mechanism	At axial tensile force 300N	No defects or abnormalities
		Connection nut tightening torque	0.9~1.7N·m	No defects or abnormalities
9	ENVIRONMENTAL	Waterproof	IPX7	No water ingress inside the connector

	Remarks	Date
1		
2		
3		

Checked	Approved	Inspected	Prepared
 三村 21.11.22	 山本 21.11.22	 檀澤 21.11.22	 渡邊直弘 21.11.22