

250KC070L

- FOLLOW STEPS TO COMPLETE CATALOG SKU.
- IF ADDITIONAL REQUESTS ARE DESIRED, WRITE DISCRPTION OF REQUEST IN THE PROVIDED TEXTBOX.



INTERACTIVE 3D MODEL SHOWN WITH OPTIONAL D LANCE

STEP 1: MATERIAL THICKNESS

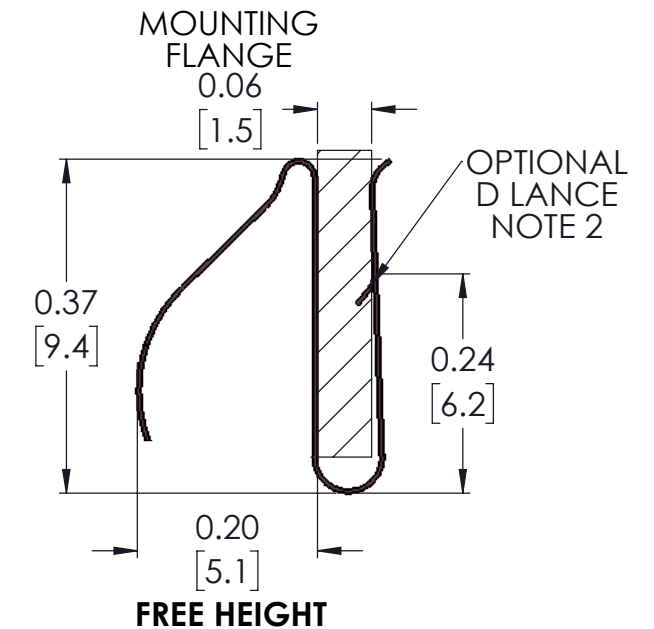
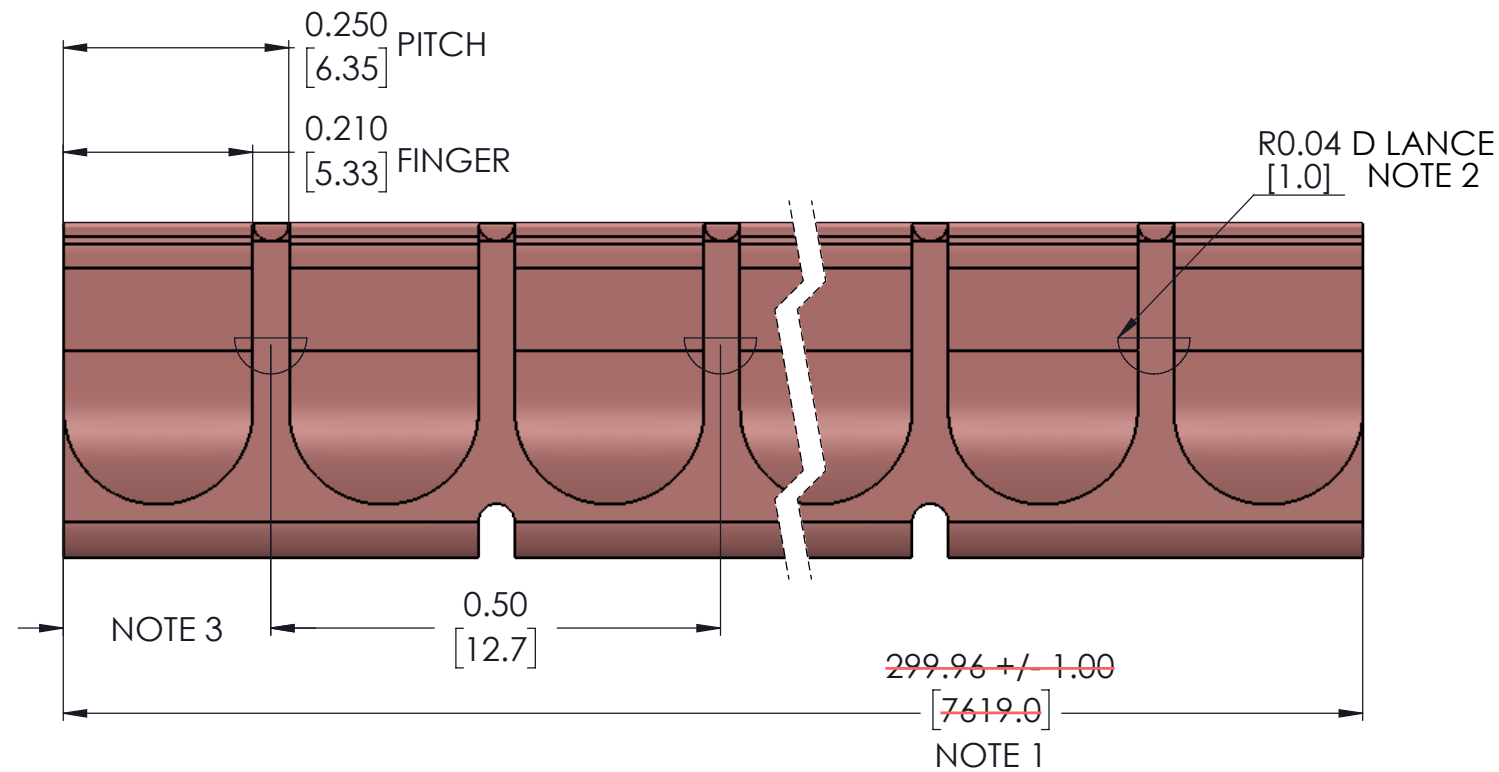
STEP 2: LENGTH OR FINGER COUNT

IN FINGERS

STEP 3: FINISH

CUSTOMER PART #.

ADDITIONAL REQUESTS



NOTES:

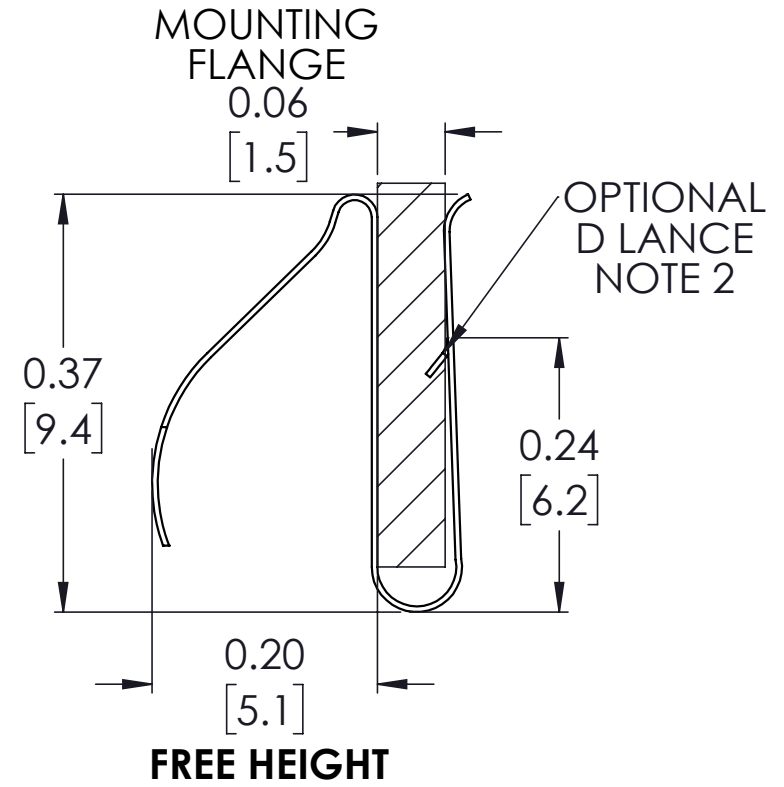
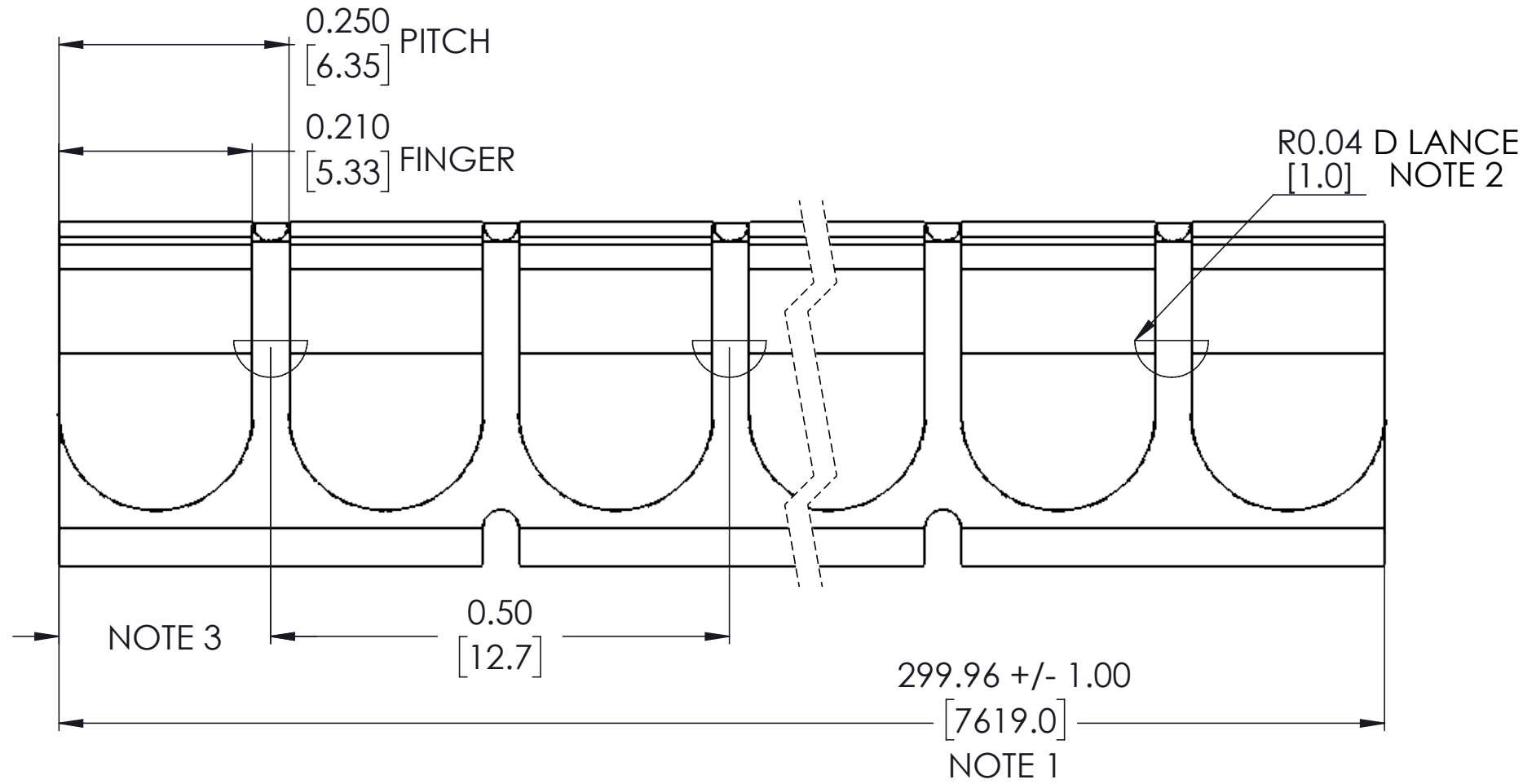
- (1) STRIPS MAY BE SUPPLIED CUT TO ANY FULL FINGER INCREMENT (UP TO 1200 FINGERS)
- (2) D LANCE SHOWN, OTHER OPTIONS AVAILABLE. PLEASE CONTACT FACTORY FOR OTHER LANCE TYPES AND SPECIFICATIONS
- (3) LANCED CENTERED EQUIDISTANT FROM BOTH ENDS IN A WAY THAT WILL MAXIMIZE NUMBER OF LANCES
- (4) UNLESS OTHERWISE SPECIFIED DIMENSIONS ARE IN $\frac{\text{in}}{[\text{mm}]}$
- (5) THIS DRAWING IS FOR STANDARD TECH ETCH SHIELDING, OTHER CONFIGURATIONS AND OPTIONS ARE AVAILABLE. PLEASE CONTACT THE FACTORY FOR APPLICATION ASSISTANCE AND CUSTOM DESIGNS
- (6) SUGGESTED SOURCE OF SUPPLY: TECH ETCH, INC., 45 ALDRIN ROAD, PLYMOUTH, MA 02360

CUT LENGTH TOLERANCES:		UNLESS OTHERWISE SPECIFIED:	
0" - < 6" = +/- .020 6" - < 10" = +/- .030 10" - < 12" = +/- .050 12" - < 18" = +/- .060 18" - < 25" = +/- .080 25" < = +/- 1.00		DIMENSIONS ARE IN INCHES TOLERANCES: ANGULAR: ± 3 ONE PLACE DECIMAL ± .03 TWO PLACE DECIMAL ± .02 THREE PLACE DECIMAL ± .005	
DRAWN/DESIGNED BY		MATERIAL	
DATE:		FINISH	
J.M.G.		AS SPECIFIED	
		TECH ETCH Tech Etch, Inc. 45 Aldrin Road Plymouth, MA 02360	
CATALOG SKU: 250KC070L - -			
SIZE B		DESCRIPTION: CLIP-ON MOUNTING REVERSE BEND CONTACTS	
CONTACT INFO: TEL 508-747-0300 FAX 508-746-9639 shielding@techetch.com www.techetch.com			

D

C

B



D

C

B

NOTES:

- (1) STRIPS MAY BE SUPPLIED CUT TO ANY FULL FINGER INCREMENT (UP TO 1200 FINGERS)
- (2) D LANCE SHOWN, OTHER OPTIONS AVAILABLE. PLEASE CONTACT FACTORY FOR OTHER LANCE TYPES AND SPECIFICATIONS
- (3) LANCED CENTERED EQUIDISTANT FROM BOTH ENDS IN A WAY THAT WILL MAXIMIZE NUMBER OF LANCES
- (4) UNLESS OTHERWISE SPECIFIED DIMENSIONS ARE IN $\frac{\text{in}}{[\text{mm}]}$
- (5) THIS DRAWING IS FOR STANDARD TECH ETCH SHIELDING, OTHER CONFIGURATIONS AND OPTIONS ARE AVAILABLE. PLEASE CONTACT THE FACTORY FOR APPLICATION ASSISTANCE AND CUSTOM DESIGNS
- (6) SUGGESTED SOURCE OF SUPPLY: TECH ETCH, INC., 45 ALDRIN ROAD, PLYMOUTH, MA 02360

CUT LENGTH TOLERANCES:		UNLESS OTHERWISE SPECIFIED:		Tech Etch, Inc. 45 Aldrin Road Plymouth, MA 02360	
0" - < 6" = +/- .020 6" - < 10" = +/- .030 10" - < 12" = +/- .050 12" - < 18" = +/- .060 18" - < 25" = +/- .080 25" < = +/- 1.00		DIMENSIONS ARE IN INCHES TOLERANCES: ANGULAR: ± 3 ONE PLACE DECIMAL $\pm .03$ TWO PLACE DECIMAL $\pm .02$ THREE PLACE DECIMAL $\pm .005$			
DRAWN/DESIGNED BY		DATE:		PART NAME:	
J.M.G.		4/2/23		250KC070L	
FINISH		AS SPECIFIED		SIZE	DESCRIPTION:
				B	CLIP-ON MOUNTING REVERSE BEND CONTACTS
				TEPN	ST016
				SCALE: NONE	SHEET 1 OF 1