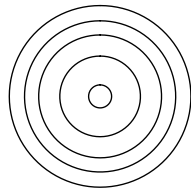
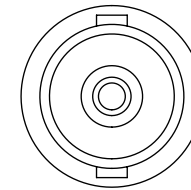
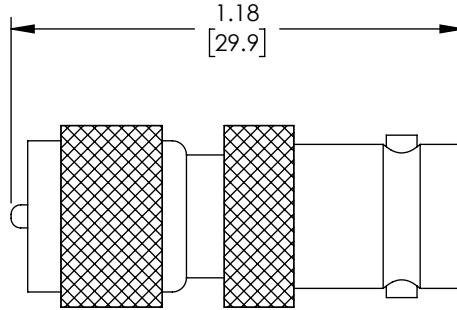


THE INFORMATION CONTAINED IN THIS DRAWING IS THE SOLE PROPERTY OF L-COM, INC. ANY REPRODUCTION IN PART OR WHOLE WITHOUT THE WRITTEN PERMISSION OF L-COM, INC. IS PROHIBITED.

REVISIONS			
REV	DESCRIPTION	DATE	APPROVED
A	INITIAL RELEASE	05/01/03	MCCORMICK
B	REVISED OVERALL LENGTH AND TOL FROM 1.18 (ECN# 1565)	10/20/03	MCCORMICK
C	ECN 3134: UPDATE DWG FORMAT	12/31/07	D.GRIFFIN
D	ECN 10429: UPDATED DRAWING AND MODEL PER LATEST SPEC	03/23/2020	SELLIS



MINI UHF PLUG



BNC JACK

**SPECIFICATIONS:**

**MATERIALS:**


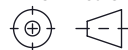
SHELL: BRASS  
 CONTACTS: BRASS  
 INSULATOR: TEFLON OR DELRIN  
 CENTER PIN: BRASS

**FINISH:**

SHELL: NICKEL PLATE  
 CONTACT: NICKEL PLATE  
 CENTER PIN: GOLD PLATE

**ELECTRICAL:**

NOMINAL IMPEDANCE: 50 ohm

UNLESS OTHERWISE SPECIFIED, DIMENSIONS ARE IN INCHES [mm]  OVERALL CABLE LENGTH TOLERANCE: ≤12 [305] = +1 [25] / -0 >12 [305] ≤60 [1524] = +2 [51] / -0 >60 [1524] ≤120 [3048] = +4 [102] / -0 >120 [3048] ≤300 [7620] = +6 [152] / -0 >300 [7620] = +5% / -0  ALL OTHER DIMENSIONAL TOLERANCES: .X = ± .2 [5]   FRACTIONS ± 1/32 .XX = ± .02 [.5]   ANGLES ± 1° .XXX = ± .005 [.13]	APPROVALS C.MCCORMICK	DATE 05/01/2003	 50 High Street, West Mill, North Andover, MA 01845 USA. Phone: 1.800.341.5266 1.978.682.6936
	DRAWN BY C.MCCORMICK	CHECKED BY D.PARHAM	
THIRD-ANGLE PROJECTION 	APPROVED BY R.CARRICK	DATE 05/02/2003	CATEGORY COAXIAL
CONFIGURATION DETAILS OF UNDIMENSIONED FEATURES MAY VARY	COLOR VARIATIONS MAY OCCUR	PRODUCT DESCRIPTION ADAPTOR MINI-UHF M/BNC F	SCALE: NONE   CAD FILE: BA883.SLDDRW   SHEET 1 OF 1
SIZE <b>A</b>	CAGE CODE <b>43321</b>	ITEM NO. BA883	REV. <b>D</b>