Your Expert Partner for **Human Machine Interfaces**

# Actuator

Distribution by
DigiKey

31-
708.0292



https://digikey.eao.com/p/31-708.0292

Your product:



# 31-708.0292
# Actuator

## FRONT

| | |
|---|---|
| **Front dimension:** | 24 mm x 18 mm |
| **Front form:** | rectangular |
| **Front bezel colour:** | Black |
| **Front bezel material:** | Plastic |

## MOUNTING

| | |
|---|---|
| **Mounting cut-out:** | Ø 16 mm |
| **Design:** | raised |

## OPERATING-/INDICATION PART

| | |
|---|---|
| **Lens illumination:** | illuminative |

## ELECTRICAL CHARACTERISTICS

| | |
|---|---|
| **Thermal current Ith:** | 5 A |
| **Protection class:** | II |
| **Electric strength:** | 2500 VAC, 50 Hz, 1 minute, as per IEC 60512-2-11 between all terminals and earth |
| **Standards:** | According to EN/IEC 61058-1 |
| **Switching voltage and switching current:** | 250 VAC, 5 A (ohmic)<br>250 VAC, 2 A (inductive, cos(phi) = 0.7)<br>125 VAC, 3 A (inductive, cos(phi) = 0.7)<br>220 VDC, 0.1 A (inductive, L:R = 30 ms)<br>60 VDC, 0.7 A (inductive, L:R = 30 ms)<br>24 VDC, 2 A (inductive, L:R = 30 ms) |
| **Electrical lifetime:** | 50 000 cycles of operation |
| **Rated Operational Voltage Ue:** | 250 VAC/VDC |

| | |
|---|---|
| **Contacts:** | 2 NC / 2 NO |

## MECHANICAL CHARATERISTIC

| | |
|---|---|
| **Wire cross section:** | Max. wire cross-section 1 wire with 1.5 mm<br>Max. wire cross-section of stranded cable 2 of 0.75 $mm^2$ or 1 x 1.0 $mm^2$ |
| **Operating force:** | 2 N ... 5,5 N, depending on the number of switching elements |
| **Tightening torque:** | Fixing nut max. 0.5 Nm |
| **Mechanical lifetime:** | 2 Mio. cycles of operation |
| **Weight:** | 0.01 kg |
| **Terminal:** | Universal soldering terminal |
| **Operating Travel:** | ca. 3 mm |
| **Switching system:** | Self-cleaning, double-break snap action switching system (contact opening width 2 mm x 0.5 mm), 1 normally closed and 1 normally open contact per element. |
| **Contact material:** | Gold |
| **Switching action:** | Momentary |
| **Switching system:** | Snap-action switching element |

## AMBIENT CONDITION

| | |
|---|---|
| **Climate resistance:** | Standard condition according to IEC 60068-2-3<br>Changing condition according to IEC 60068-2-14 |
| **Storage temperature:** | – 40 °C ... + 85 °C |
| **Operating temperature:** | – 25 °C ... + 55 °C, mounted as a block, make sure the heat can escape freely |
| **IP Protection:** | IP40 front side, IP67 with front protective cap |
| **Vibration resistance:** | 10 g at 10 Hz...2000 Hz, amplitude 1.5 mm (Sinusoidal), according to DIN EN 60512-4-4, DIN EN 60068-2-6 |
| **Shock resistance:** | 15 g for 11 ms, as per IEC 60512-4-3, IEC 60068-2-27 (Single impacts, semi-sinusoidal) |

## CERTIFICATE

| | |
|---|---|
| **Conformities:** | CE, UKCA, 2011 / 65 / EC (RoHS), 2014 / 35 / EU (LVD) |
| **Approbations:** | CB (IEC 61058-1), CSA, DNV, ENEC (EN 61058-1), UL |

## OTHER

| | |
|---|---|
| **Internal size:** | 21,5 mm x 15,3 mm |

**Short Description:** Actuator, Ø 16 mm, 24 mm x 18 mm, illuminative, rectangular, Black, Plastic, 2 NC / 2 NO, Momentary, Universal soldering terminal

**Housing colour:** Black

**max. number of switching elements:** 1

**Wiring diagrams:**

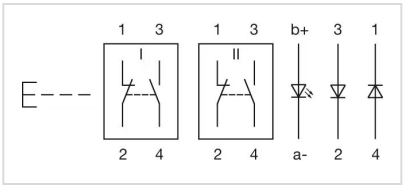


**Component layouts:**

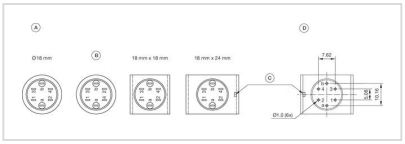

**Mounting cut-outs:**

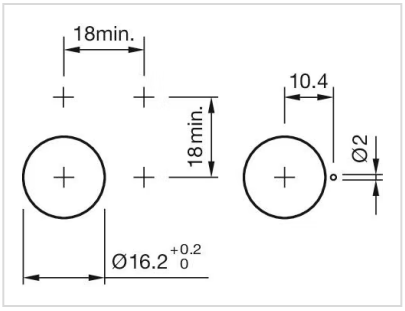


**Dimension drawings:**

