

XGT/XGL/XGS Flexible Couplings - High-gain Rubber Type Specification Change

- Zero Backlash
- High gain supported
- High torque
- Vibration absorption

Structure

Set Screw Type

- XGT** Standard type → P.xxxx
- XGS** Short type → P.xxxx



Single Clamping Type

- XGT-CS** Standard type → P.xxxx
- XGS-CS** Short type → P.xxxx



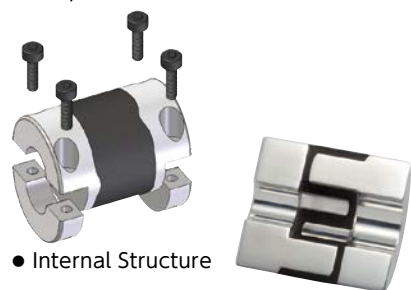
Double Clamping Type

- XGT-C** Standard type → P.xxxx
- XGL-C** Long type → P.xxxx
- XGS-C** Short type → P.xxxx



Split Type

Easy to mount and remove screws.



Internal Structure

The designed shape of vibration-absorbing rubber achieves high torsional stiffness and high torque according to the finite element method. This product also succeeds in elongating its life by evenly dispersing the stress focusing on around the inner diameter of the jaw throughout the entire jaw.

Recommended Applicable Motor

	XGT / XGL / XGS
Servomotor	○
Stepping Motor	○
General-purpose Motor	●

○: Excellent ○: Very good ●: Available

Property

	XGT / XGL / XGS
Zero Backlash	○
For Servomotor High Gain	○
High Torque	○
High Torsional Stiffness	○
Allowable Misalignment	○
Vibration Absorption Characteristics	○
Allowable Operating Temperature	-20°C to 80°C

○: Excellent ○: Very good

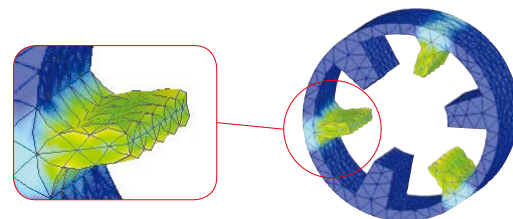
- A completely integrated flexible coupling that connects hubs on both sides with high-gain rubber.
- It is suitable for control motors with high responsiveness, enabling high-accuracy positioning and shortened stabilization time.
- About reduction of stabilization time → P.xxxx

Application

Actuator / Surface-mount machine / High precision XY stage / Index table

Material/Finish

	XGT / XGL / XGS
Hub	A2017
High-Gain Rubber	HNBR
Hex Socket Head Cap Screw / Hex Socket Set Screw	SCM435 Ferroferric Oxide Film (Black)

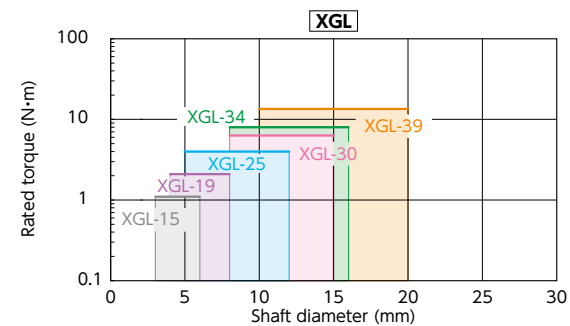
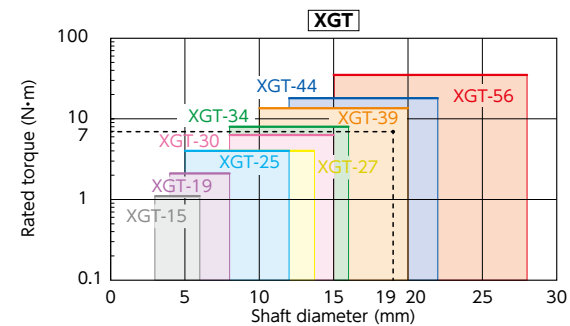


- Additional Keyway at Shaft Hole → P.xxxx
 - Cleanroom Wash & Packaging → P.xxxx
 - Change to Stainless Steel Screw → P.xxxx
- Available / Add'l charge Please combine with Stainless Steel Screw Alteration Service Available / Add'l charge

Selection

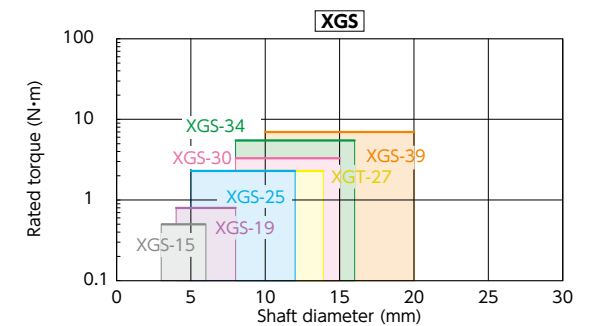
Selection Based on Shaft Diameter and Rated Torque

The area bounded by the shaft diameter and rated torque indicates the selection size.



Selection Example

In case of selected parameters of shaft diameter of φ 19 and load torque of 7 N·m, the selected size is **XGT-39C**.



Selection Based on the Rated Output of the Servomotor

Rated Output (W)	Servomotor Specifications*1			Selection Size		
	Diameter of Motor Shaft (mm)	Rated Torque (N·m)	Instantaneous Max. Torque (N·m)	XGT	XGL	XGS
10	5 - 6	0.032	0.096	15C	15C	15C
20	5 - 6	0.064	0.19	15C	15C	15C
30	5 - 7	0.096	0.29	19C	19C	19C
50	6 - 8	0.16	0.48	19C	19C	19C
100	8	0.32	0.95	19C	19C	25C
200	9 - 14	0.64	1.9	27C	30C	27C
400	14	1.3	3.8	27C	30C	34C
750	16 - 19	2.4	7.2	39C	39C	-

*1: Motor specifications are based on general values. For details, see the motor manufacturer's catalogs. This is the size for cases where devices such as reduction gears are not used.

Related Products

XGT2 enables further improvement of productivity by adding damping performance to **XGT**.



Part number specification

XGT-19C-6-8

Product Code Size Bore Diameter

Please refer to dimensional table for part number specification.