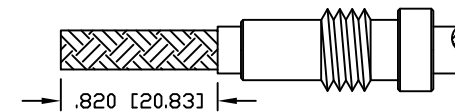
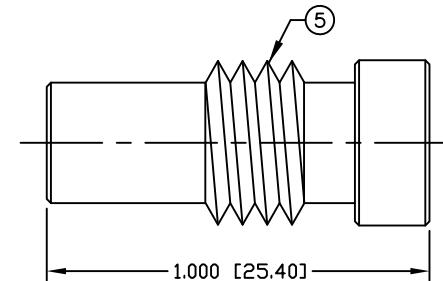
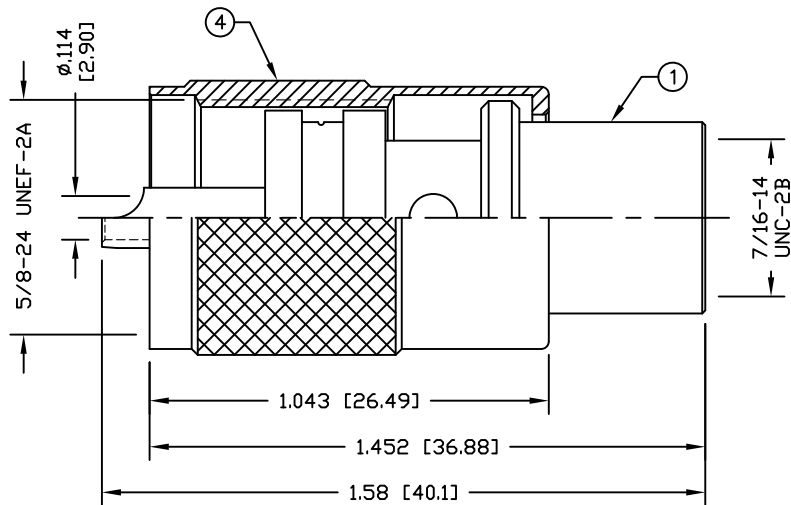
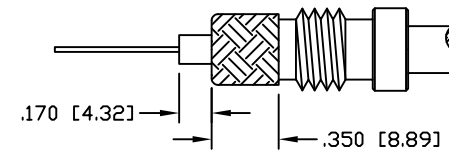


PART NO.		RFU-501-C				
REV	DESCRIPTION			DWN	DATE	APPROVED
—	ENGINEERING RELEASE			CZS	11/01/21	JDMc



FOLD BRAID BACK OVER REDUCER AND TRIM TO .350 [8.89]



RECOMMENDED STRIPPING INSTRUCTIONS  
NTS

## SPECIFICATIONS:

### W/RFU-530-S REDUCER

- (C) FOR RG-58, 58A, 58C, 141, 141A, 400/U  
(C1) FOR RG-55, 55A, 55B, 142, 142A, 142B & 223/U  
(C2) FOR TIMES LMR-200, ALPHA 9848 & MSI-22

5	REDUCER ADAPTER	1	BRASS	SILVER
4	SHELL	1	BRASS	SILVER
3	PIN	1	BRASS	SILVER
2	INSULATOR	1	DAP	NATURAL
1	BODY	1	BRASS	SILVER
#	DESCRIPTION	QTY	MATERIAL	FINISH

CUSTOMER OUTLINE DRAWING	
ALL DIMENSIONS ARE REFERENCE ONLY	
UNLESS OTHERWISE SPECIFIED: DIMENSIONS ARE IN INCHES AND [MILLIMETERS]	
DRAWN C. ZUÑIGA	11/01/21
CHECKED	
ORJ DRAWN C. ZUÑIGA	11/01/21

**RoHS**  
COMPLIANT

PROPRIETARY AND CONFIDENTIAL  
THIS DRAWING CONTAINS  
INFORMATION PROPRIETARY TO  
RF INDUSTRIES, ANY  
UNAUTHORIZED USE OF THIS  
DRAWING IS EXPRESSLY  
PROHIBITED WITHOUT WRITTEN  
PERMISSION FROM RF  
INDUSTRIES. ANY VIOLATION IS  
PUNISHABLE UNDER U.S.  
COPYRIGHT LAWS.

**RFconnectors**  
DIVISION OF RF INDUSTRIES, LTD. (858) 549-6340 FAX  
RFINDUSTRIES.COM  
7610 MIRAMAR RD.  
SAN DIEGO, CA 92126  
(858) 549-6340

**UHF PLUG, SOLDER**  
PL-259

DWG #	<b>RFU-501-C</b>				
CABLE GROUP	CONTROL #	SCALE	FORMAT	SHEET	REVISION
MULTIPLE	000494	NTS	A	1 OF 1	—