

GLOBAL CONNECTIVITY SOLUTIONS

2020 PRODUCT GUIDE



AVAILABLE FOR SAME-DAY SHIPPING

GLOBAL LEADER IN CONNECTIVITY SOLUTIONS

L-com is a value-added supplier of quality, connectivity solutions to global markets. We provide highly personalized customer service and technical support complemented by a vast product inventory for off-the-shelf availability and a commitment to same-day shipments.

L-com custom solutions are also available within our wired and wireless connectivity product platforms offering short lead times to meet the needs of each customer. Our custom capabilities include fiber optic, coaxial and Ethernet cable assemblies as well as adapters, antennas, weatherproof NEMA enclosures and more.

L-com makes it easy and fast to source the products you need through the L-com website or call us directly. Order today and meet your project needs by tomorrow with a broad array of in-stock products.



**SAME-DAY
SHIPPING**



**CUSTOM
CAPABILITIES**



**GLOBAL
CONNECTIVITY**

Contact Us:

+1 (800) 341-5266 | +1 (978) 682-6936

L-com.com | sales@L-com.com



L-com Custom Assembly Capabilities

- Consistent, quality products that meet or exceed specifications and match exact product feature needs
- Unrivaled technical knowledge and support, with expert application assistance available
- Lower minimum order quantity for custom products



L-com Value-Added Services

- Strong inventory position
- Same-day shipping
- Personalized service and technical support
- Robust eCommerce website for easy ordering





TABLE OF CONTENTS

Online Technical Resources	2-3
Antennas.	4-15
Internet of Things	16-18
Wireless Components	19
RF Filters/Splitters.	20-21
Weatherproof Enclosures	22-33
Lightning Protectors.	34-39
PoE Products	40-41
Telecom/Modular.	42-91
D-Subminiature	92-113
USB.	114-135
Firewire, DIN, SCSI, SATA, eSATA	136-141
IEEE-488 GPIB.	142-145
Audio/Video	146-163
Coaxial	164-203
Fiber Optic	204-223
Patch Panels, Racks.	224-245
Ethernet Converters	246-247
Ethernet Switches	248-251
Security	252-253
Test Equipment.	254-259
Product Index	260-261
Terms and Conditions.	262-264



PRODUCTS AND SOLUTIONS FOR EVERY NEED, WHEN YOU NEED THEM

- Vast inventory of over 30,000 in-stock catalog products
- Expert technical and application support
- Modifiable, custom-designed or prototype components
- ISO 9001:2015 and GSA Registered
- Award winning customer service
- Quick response to quotes, designs, prototypes and custom order requests
- Tutorials, product drawings, technical information and more

L-com is the premier source for the connectivity solutions you need, when you need them.

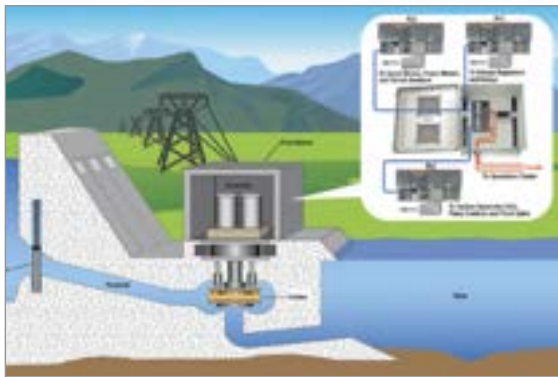
Over 30 years in the wired and wireless connectivity business has given us the expertise to help you solve the tough problems. We offer free technical resources online to help you do your job. Choose from a host of tips, videos, white papers and tools designed to assist you in the planning, design and implementation of your communications network.

Connector Charts

L-com's connector reference charts help you find the exact connector you need. You may not know the name of every connector in the industry, but you know what you want. Compare our detailed images of widely used and not so common connectors to identify the connector you are looking for.

- Audio/Video Connectors
- Fiber Optic Connectors
- Telecom/Modular (Ethernet) Connectors
- Coaxial Connectors
- See more online at **L-com.com**
- D-Subminiature Connectors
- SATA, eSATA, Centronics, SCSI Connectors
- USB Connectors

Coaxial Connectors		
Connector Description	Male	Female
Coaxial 1.6/5.6		
Coaxial BNC 50 Ohm		
Coaxial BNC 75 Ohm		



Application Overviews

L-com provides detailed application diagrams depicting common wired and wireless network applications to help you see how all of our products come together to provide a complete solution. Our application diagrams can be used for reference when planning new networks or when adding on to existing networks.

Wired

- Process Automation Network
- Hydroelectric Dam Network
- Wastewater Treatment Plant Network
- Manufacturing Network Application

Wireless

- Campground Wireless Network
- Gas Pipeline Network
- Warehouse Wireless Network
- Marina Wireless Network

• See more online at **L-com.com**

White Papers

L-com's white paper library consists of wired and wireless topics ranging from choosing the correct antenna for your application to a detailed overview on Industrial Ethernet. These informative white papers can help you decide which products will work best in your application as well as educate you on the principles of different technologies.


Wired

- Cabling Requirements for Harsh Environments
- Power-Over-Ethernet (PoE)
- Building an Ethernet Network
- Specialized Cabling for Military Applications

Wireless

- Antenna Installation Considerations
- Industrial Wireless Mesh Network Architectures
- WiFi Antenna Installation Best Practices

• See more online at **L-com.com**



Product Matrix/Cross Reference Charts

L-com's product matrices and cross reference charts make finding products fast and easy. These easy to use tools are a great resource when trying to narrow down the right product for your application.

- Cable Assembly Cross Reference
- NEMA Enclosure Cross Reference
- Coaxial Adapter Locator
- Surge Protector Cross Reference
- See more online at **L-com.com**

Technical Briefs and Articles


L-com's technical briefs and articles section is broken down by wired and wireless categories to help you find the information you need faster. Topics in this section range from detailed technical articles to concise application charts.

Wired

- Proper Grounding of Outdoor Lightning Protectors
- D-Subminiature Cable Application Guide
- USB Cable Selection Guide
- Ethernet Cable Applications

Wireless

- Designing and Deploying a Wireless Network
- What is a Distributed Antenna System
- Low-Loss Coax Cable Applications
- Common RF Coax Connectors
- See more online at **L-com.com**



Product Wizards

Our intuitive product wizards lead you to the right product every time. Whether looking for a cable assembly, antenna or connector, our wizards can help. Simply choose from pre-loaded drop downs to find the product you are looking for.

- Connectors
- Adapters
- Antennas
- Cable Assemblies
- Enclosures
- Surge Protectors
- Ethernet Converters
- See more online at **L-com.com**

Connectors Product Wizard

Looking to terminate your own cable, but you're not sure the connector you need? L-com makes selecting the right connector easy. Follow just 2 steps below and we'll present the most likely connectors for you. Note: Product images are for representational purposes only.

Step 1

Please select the connector 1.

You have selected D-SUB DB15 FEMALE for Step 1

Continue to step 2 or [clear this selection](#)



Step 2

Please select the connector 2.

You have selected D-SUB DB15 MALE for Step 2

Continue to step 3 or [clear this selection](#)



How To Terminate a Keystone Category 5E/6 RJ45 Tool-Less EIA568A/B Jack



Tips, Tutorials and Videos

L-com's tips, tutorials and videos section includes informative how to videos and detailed technical overview tutorials to help you understand different wired and wireless technologies. Our full color tech tips provide insight on common installation and design techniques as well as answers to FAQs.

- Fiber Optic Tutorial
- USB Tutorial
- Coaxial Cable Tutorial
- How to Mount D-Sub Adapters Video
- Telecom/Modular (Ethernet)
- See more online at **L-com.com**



L-com Blog

We've created a place to interact with customers, colleagues, fellow techies and engineers just like you. Called "The Engineering Hub", L-com's official blog is the place to get insight, facts and trends on anything and everything wired and wireless. It includes tips, tutorials, and hot topics to keep you informed. We highlight technologies including USB, Ethernet, 802.11 wireless networks, Industrial Networking, Fiber Optics and more.

Join the conversation today at **L-com.com/blog**



WIRELESS ANTENNAS

How are Wireless Antennas used?

Wireless antennas are typically connected via low loss coaxial cable either to an amplifier, splitter, filter or directly to a wireless access point or router. For outdoor applications wireless antennas are often attached via mounting clamps to a mast or to the side of a building via mounting brackets. Wireless Antennas used indoors are typically ceiling mounted or sometimes mounted high up on a wall.

Where are Wireless Antennas used?

Wireless antennas are used in many environments and for many applications. Models for both indoor and outdoor use are available as well as specialty antennas such as Marine antennas used in nautical applications.

Wireless antennas are used in both commercial and military/government applications including small office/home office (SOHO) networks, Enterprise (office) networks, supervisory control and data acquisition (SCADA) networks, homeland security, factory automation, mining, oil processing, wireless cafe "hotspots", energy management and control, police, fire and emergency services networks, radio frequency identification (RFID) applications and industrial science and medical (ISM) networks.

Wireless antennas are used in/on buildings, oil rigs, wind turbines, terrestrial vehicles, boats, aircraft and other mobile and stationary platforms.

What are Wireless Antennas?

Wireless antennas are the part of a radio communications system that radiate and/or collect radio frequency energy.

There are two main types of WiFi antennas, Omni Directional and Directional

Omni Directional Antennas provide a 360° donut shaped radiation pattern to provide the widest possible signal coverage in indoor and outdoor wireless applications. An analogy for the radiation pattern would be how an un-shaded incandescent light bulb illuminates a room. Types of Omni Directional Antennas include "Rubber Duck" Antennas often found on access points and routers, Omni Antennas found outdoors and Ceiling Antennas used inside buildings and structures.

Omni Directional Antennas



Directional antennas, as the name implies, focus the wireless signal in a specific direction resulting in a limited coverage area. An analogy for the radiation pattern would be how a vehicle head light illuminates the road. Types of Directional Antennas include Yagi, Patch and Panel Antennas.

Directional Antennas



Parabolic Dish Antennas - Superior Strength Design Ensures Durability

L-com's WiFi parabolic dish antennas feature a high quality aluminum reflector dish for superior strength. The dish is coated in a light gray UV-inhibited polymer for durability and aesthetics. These directional dish antennas can be used in point to point as well as point to multipoint applications. Built to withstand the elements, our dish antennas offer high performance at competitive prices.

When designing these WiFi parabolic dish antennas, our design team factored in requirements such as location usage and environmental extremes. From versatile mounting options to features such as perforated reflectors, these antennas were built to withstand the test of time while maintaining optimal performance.

Item #	Style	Description	1-9	10-24	25-99	100+
--------	-------	-------------	-----	-------	-------	------

2.4 GHz Dish Antenna

HG2414D	3	14 dBi, 260mm Dia, N Female Connector	49.34	45.39	41.45	CALL
---------	---	---------------------------------------	-------	-------	-------	------

2.4 GHz Dual Polarized Dish Antennas

HG2418DPD	4	18 dBi, 400mm Dia, Dual Polarity, with (2) N Female Connectors, MIMO	157.55	144.95	132.34	CALL
-----------	---	--	--------	--------	--------	------

HG2422DPD	4	22 dBi, 600mm Dia, Dual Polarity, with (2) N Female Connectors, MIMO	187.92	172.89	157.85	CALL
-----------	---	--	--------	--------	--------	------

HG2425DPD	4	25 dBi, 900mm Dia, Dual Polarity, with (2) N Female Connectors, MIMO	339.83	312.64	285.46	CALL
-----------	---	--	--------	--------	--------	------

4.9 - 5.8 GHz Dual Polarized Dish Antennas

Because of its superb electrical performance and mechanical stability, the parabolic dish antenna can be used in a wide variety of high performance 4.9 GHz and 5 GHz range (5.1/5.3/5.4/5.8 GHz) wireless applications. The wide band design of this antenna eliminates the need to purchase different antennas for each frequency. This simplifies installations since the same antenna can be used for a wide array of wireless applications. This antenna features 25 - 34 dBi of gain with a 4.8° horizontal beam-width and 4.9° vertical beam-width.

HG4958DP-25D	4	25 dBi, 400mm Dia, Dual Polarity, with (2) N Female Connectors, MIMO	169.91	156.32	142.72	CALL
--------------	---	--	--------	--------	--------	------

HG4958DP-30D	4	30 dBi, 600mm Dia, Dual Polarity, with (2) N Female Connectors, MIMO	200.30	184.28	168.25	CALL
--------------	---	--	--------	--------	--------	------

HG4958DP-34D	4	34 dBi, 900mm Dia, Dual Polarity, with (2) N Female Connectors, MIMO	351.09	323.00	294.92	CALL
--------------	---	--	--------	--------	--------	------

5.1 - 5.8 GHz Dish Antennas

HG5158-23D	4	23 dBi, 400mm Dia, N Female Connector	189.77	174.59	159.41	CALL
------------	---	---------------------------------------	--------	--------	--------	------

HG5158-28D	4	28 dBi, 600mm Dia, N Female Connector	232.95	214.31	195.68	CALL
------------	---	---------------------------------------	--------	--------	--------	------

HG5158-31D	4	31 dBi, 900mm Dia, N Female Connector	312.60	287.59	262.58	CALL
------------	---	---------------------------------------	--------	--------	--------	------

5.8 GHz Dish Antennas

HG5824D	4	24 dBi, 400mm Dia, N Female Connector	189.77	174.59	159.41	CALL
---------	---	---------------------------------------	--------	--------	--------	------

HG5829D	4	29 dBi, 600mm Dia, N Female Connector	232.95	214.31	195.68	CALL
---------	---	---------------------------------------	--------	--------	--------	------

HG5833D	4	33 dBi, 900mm Dia, N Female Connector	339.83	312.64	285.46	CALL
---------	---	---------------------------------------	--------	--------	--------	------

Radome Cover Kits

L-com radome covers are an ideal way to provide additional protection to our parabolic dish antennas. These lightweight radome kits feature fiberglass construction and UV stable gray finish. Drain holes are provided on the radome cover to help prevent moisture build-up inside the dish antenna.

HGR-04	Radome Cover Kit for 400mm Dia Dish	63.12	61.86	60.60	CALL
--------	-------------------------------------	-------	-------	-------	------

HGR-06	Radome Cover Kit for 600mm Dia Dish	76.73	75.20	73.66	CALL
--------	-------------------------------------	-------	-------	-------	------

HGR-09	Radome Cover Kit for 900mm Dia Dish	100.63	98.62	96.60	CALL
--------	-------------------------------------	--------	-------	-------	------

Dish Antenna Replacement Hardware

L-com offers replacement parts for your parabolic dishes. These spare part kits consist of the dish, pole mounting bracket and all of the hardware.

2.4 GHz Dish Replacement Feedhorns

HGFH-222DPD	22 dBi Dual Polarity Dish Replacement Feedhorn	77.23	76.46	75.69	CALL
-------------	--	-------	-------	-------	------

HGFH-225DPD	25 dBi Dual Polarity Dish Replacement Feedhorn	113.79	112.65	111.51	CALL
-------------	--	--------	--------	--------	------

4.9/5.8 GHz Dual Polarity Replacement Dish Feedhorns

HGFH-525DPD	25 dBi Dual Polarity Dish Replacement Feedhorn	83.36	82.53	81.69	CALL
-------------	--	-------	-------	-------	------

HGFH-530DPD	30 dBi Dual Polarity Dish Replacement Feedhorn	97.54	96.56	95.59	CALL
-------------	--	-------	-------	-------	------

HGFH-534DPD	34 dBi Dual Polarity Dish Replacement Feedhorn	146.29	144.83	143.36	CALL
-------------	--	--------	--------	--------	------

5.8 GHz Dish Replacement Feedhorns

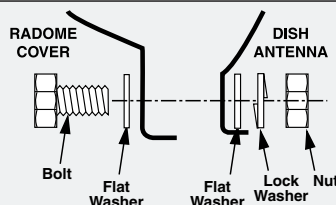
HGFH-524D	24 dBi Parabolic Dish Replacement Feedhorn	77.23	76.46	75.69	CALL
-----------	--	-------	-------	-------	------

HGFH-529D	29 dBi Parabolic Dish Replacement Feedhorn	87.53	86.65	85.78	CALL
-----------	--	-------	-------	-------	------

HGFH-533D	33 dBi Parabolic Dish Replacement Feedhorn	113.64	112.50	111.37	CALL
-----------	--	--------	--------	--------	------

Tip Easily attach a radome cover

L-com's radome kits bolt directly to the dish antennas with the provided stainless steel hardware. Drilling mounting holes in the antenna is not required. The radome cover can be attached to existing antennas already mounted in the field or preassembled to the antenna before mounting.



HG2414D
STYLE
3



HG2425DPD
STYLE
4

Perforated holes in the 900mm diameter dish antennas help reduce wind loading.



HG4958DP-30D
STYLE
4



HG4958DP-34D
STYLE
4




HG5158-23D
STYLE
4




HG5817D
STYLE
5



Fiberglass Cover Kits - Protects against the elements.




HGDH-400



HGFH-525DPD

"STYLE" refers to shape of antenna in series.



"STYLE" refers to shape of antenna in series.

Item #	Style	Description	1-9	10-24	25-99	100+
--------	-------	-------------	-----	-------	-------	------

698 - 960/1710 - 2700 MHz Omni Directional DAS Antennas

L-com's Omni Directional antennas for Distributed Antenna Systems (DAS) are used to distribute Cellular and WiFi signals throughout a building or area.

HG72704U	7	3/4 dBi with N Female Connector	55.68	51.23	46.77	CALL
HG72107U-PRO	6	4/7 dBi with N Female Connector	176.67	162.54	148.40	CALL

800 - 900 MHz Omni Directional Antennas

Our wireless 900 MHz HGV-series Omni Directional antennas are versatile and economical yet maintain high performance standards. These antennas feature a lightweight, compact, all weather operation design and include a pole mounting bracket.

HGV-903U	6	3 dBi, N Female Connector	67.53	63.48	59.43	CALL
HGV-906U	6	6 dBi, N Female Connector	74.67	70.19	65.71	CALL
HG906U-PRO	6	6 dBi, N Female Connector	114.80	105.62	96.43	CALL
HG908U-PRO	6	8 dBi, N Female Connector	167.18	153.81	140.43	CALL

1.9 GHz Omni Directional Antenna

The HyperGain® HG1911U-PRO is a high performance Omni Directional antenna designed for the 1900 MHz band. It is ideally suited for multipoint Personal Communication Services (PCS) and 1.9 GHz cellular band applications where high gain and wide coverage is desired.

HG1911U-PRO	6	11 dBi, N Female Connector (available in 5-Pack)	102.28	94.10	85.92	CALL
-------------	---	--	--------	-------	-------	------

2.4 GHz Omni Directional Antennas

L-com's 2.4 GHz Omni directional antennas are perfect for wide 360° coverage multi point applications. These robust Omni directional antennas are designed for years of outdoor use.

HG2408U-NF	9	8 dBi, 12" (30.5cm) Pigtail with N Female Connector	88.52	81.44	74.36	CALL
HG2408U-NM	9	8 dBi, 12" (30.5cm) Pigtail with N Male Connector	92.05	84.69	77.32	CALL
HG2408U-RBP	9	8 dBi, 12" (30.5cm) Pigtail with RP-BNC Plug Connector	84.41	77.66	70.90	CALL
HG2408U-RSP	9	8 dBi, 12" (30.5cm) Pigtail with RP-SMA Plug Connector	91.16	83.87	76.57	CALL
HG2408U-RTP	9	8 dBi, 12" (30.5cm) Pigtail with RP-TNC Plug Connector	92.90	85.47	78.04	CALL

HGV-2402U	10	2 dBi, N Female Connector	43.47	40.86	38.25	CALL
HGV-2404U	10	4 dBi, N Female Connector	50.65	47.61	44.57	CALL
HGV-2406U	10	6 dBi, N Female Connector	59.65	56.07	52.49	CALL
HGV-2409U	10	8 dBi, N Female Connector	68.65	64.53	60.41	CALL

HG2405UP-NF	11	5 dBi, N Female Connector	46.60	43.80	41.01	CALL
HG2407UP-NF	11	7 dBi, N Female Connector	55.68	52.34	49.00	CALL
HG2409UP-NF	11	9 dBi, N Female Connector	63.65	59.83	56.01	CALL
HG2409U	6*	8.5 dBi, N Male Connector	67.53	63.48	59.43	CALL

HG2409UM-RSP	9*	8.5 dBi, Marine, 3ft (0.9m) Pigtail with RP-SMA Plug Connector	151.92	142.80	133.69	CALL
--------------	----	--	--------	--------	--------	------

HG2409U-PRO	6*	9 dBi, N Female Connector (available in 5-Pack)	88.91	85.35	81.80	CALL
HG2409UDT-PRO	6	9 dBi, 7 Degree Electrical Down-Tilt, N Female Connector (available in 5-Pack)	96.39	92.53	88.68	CALL

HG2411UDT-PRO	6	11 dBi, 8 Degree Electrical Down-Tilt, N Female Connector (available in 5-Pack)	111.30	106.85	102.40	CALL
HG2412U-PRO	6	12 dBi, 12" (30.5cm) Pigtail w/ N Female Connector ANATEL Certified (available in 5-Pack)	135.05	129.65	124.25	CALL

HG2412UP-NF	9	12 dBi, N Female Connector	71.60	67.30	63.01	CALL
-------------	---	----------------------------	-------	-------	-------	------

HG2415U-PRO	6	15 dBi, N Female Connector (available in 5-Pack)	149.67	140.69	131.71	CALL
-------------	---	--	--------	--------	--------	------

* Similar to this style-see online Data Sheet for details.

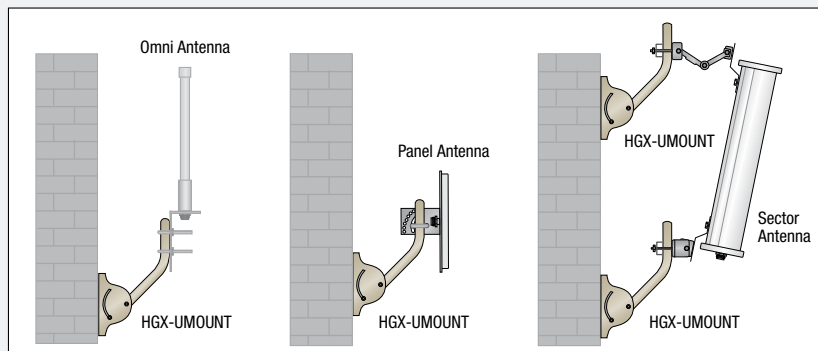
2.4 GHz Dual Polarized Omni Directional Antennas

The Wireless DPU-Series Omni Directional antennas are versatile and offer high performance standards. These antennas feature a dual polarized MIMO design, all weather operation and include integral pole mounting hardware.

HG2406DPU	8	6 dBi, Dual Polarity with (2) N Female Connectors, MIMO	151.92	139.77	127.61	CALL
HG2410DPU	8	10 dBi, Dual Polarity with (2) N Female Connectors, MIMO	225.06	207.06	189.05	CALL
HG2413DPU	8	13 dBi, Dual Polarity with (2) N Female Connectors, MIMO	303.82	279.51	255.21	CALL

Tip Mounting options for L-com's Sector, Panel and Omni WiFi Antennas

If it is not possible to install a WiFi antenna on a mast or pole, you can use the HGX-UMOUNT mounting bracket for side of building installations. In the diagram below two of L-com's HGX-UMOUNT brackets are connected to a HG2414SP-090 sector antenna. This mounting option will work with sector style antennas that have two (one upper and one lower) mounting point and with standard flat panel and Omni antennas using just one HGX-UMOUNT (see diagrams below).



Item #	Style	Description	1-9	10-24	25-99	100+
--------	-------	-------------	-----	-------	-------	------

900 MHz Dual Polarity Omni Antenna

HG9010DPU	19	10 dBi, Dual Polarity Antenna with (2) N Female Connectors	750.00	705.00	660.00	CALL
-----------	----	--	--------	--------	--------	------

2.4 - 5.8 GHz Dual Band Omni Directional Antennas

The L-com Wireless brand of HGV-series Omni Directional antennas are versatile and economical yet maintain high performance standards. These antennas feature a lightweight, compact, all weather operation design and include a pole mounting bracket.

HG2458-06U-PRO	13	6 dBi, Dual Band Omni Antenna, N Female Connector (available in 5-Pack)	123.79	116.36	108.94	CALL
HG2458-09U-PRO	13	9 dBi, Dual Band Omni Antenna, N Female Connector (available in 5-Pack)	135.05	126.95	118.84	CALL

HGV-2458-03U	15	3 dBi, Dual Band, N Female Connector	46.16	43.39	40.62	CALL
HGV-2458-05U	15	5 dBi, Dual Band, N Female Connector	54.03	50.79	47.55	CALL
HGV-2458-07U	15	7 dBi, Dual Band, N Female Connector	63.03	59.25	55.47	CALL

HG245806U-4RTP	14	4/6 dBi, Dual Band, (4) RP-TNC Plug Connectors, MIMO	151.92	139.77	127.61	CALL
HG245806U-4RSP	14	4/6 dBi, Dual Band, (4) RP-SMA Plug Connectors, MIMO	151.92	139.77	127.61	CALL

2.4-5.8 GHz Dual Band/Dual Polarized 4x4 MIMO Omni Directional Antennas

L-com's Wireless 2.4/5 GHz DPU Series are the world's first 802.11ac 4x4 MIMO outdoor Omni Directional, dual polarized/dual frequency antenna line, which features patent-pending technology. These antennas supported MIMO types include 2x2 systems (two streams), 3x3 systems (three streams) and 4x4 systems (4 streams).

HG2458-06DPU	12	6 dBi, Dual Band, Dual Polarized with (4) N Female Connectors	225.06	207.06	189.05	CALL
HG2458-09DPU	12	9 dBi, Dual Band, Dual Polarized with (4) N Female Connectors	281.31	258.81	236.30	CALL
HG2458-11DPU	12	11 dBi, Dual Band, Dual Polarized with (4) N Female Connectors	337.59	310.58	283.58	CALL

2.6 GHz Omni Directional Antenna

The HyperGain HG2609U is a high performance Omni Directional WiFi antenna designed for the 2.6 GHz MMDS band. This compact and lightweight antenna is compatible with IEEE 802.16, 802.20 and WiMAX applications as well as NLOS applications. The HG2609U is ideal for Wireless Internet Service Providers (WISP) offering service in the less crowded 2.6 GHz band and is compatible with Navini™ Ripwave®.

HG2609U	*	8.5 dBi, N Male Connector	82.62	76.01	69.40	CALL
---------	---	---------------------------	-------	-------	-------	------

* See online Data Sheet for style details.

3.5 GHz Omni Directional Antennas

These HyperGain Antennas are professional high gain omni-directional base station WiFi antenna designed and optimized for the 3.5 GHz band. Typical applications include IEEE 802.16e, WiMAX and Mobile WiMAX applications.

HG3509U-PRO	16	9 dBi, N Female Connector	111.30	102.40	93.49	CALL
HG3512UP-NF	16	11.5 dBi, N Female Connector	111.30	104.62	97.94	CALL

4.9 - 5.8 GHz Omni Directional Antennas

Our product line of high quality antennas for the 4940-4990 MHz band (4.9 GHz) offer cost effective solutions designed to meet the applications of Homeland Security and the Public Safety Program in the U.S.

HGV-4958-04U	15	4 dBi, N Female Connector	35.24	33.13	31.01	CALL
HGV-4958-06U	15	6 dBi, N Female Connector	47.28	44.44	41.61	CALL
HGV-4958-09U	15	9 dBi, N Female Connector	73.88	69.45	65.01	CALL
HGV-4958-12U	15	12 dBi, N Female Connector	95.47	89.74	84.01	CALL

5.1 - 5.8 GHz Omni Directional Antennas

L-com's wireless UP-series Omni Directional antennas are versatile and economical yet maintain high performance standards. Designed for operation from 5.1 GHz to 5.8 GHz, these antennas feature an aluminum base and fiberglass all weather operation design and include a pole mounting bracket.

HG5158-06UP-NF	17	6 dBi, N Female Connector	61.37	56.46	51.55	CALL
HG5158-09UP-NF	17	8.5 dBi, N Female Connector	68.86	63.35	57.84	CALL

5.1 - 5.8 GHz Dual Polarized Omni Directional Antennas

The Wireless DP series 5 GHz Omni Directional antennas combine vertical and horizontal polarization in a single enclosure. It is a professional quality antenna designed primarily for MIMO point-to-multipoint applications.

HG5158DP-10U	19	10 dBi, Dual Polarity with (2) N Female Connectors	168.79	158.66	148.54	CALL
HG5158DP-13U	19	13 dBi, Dual Polarity with (2) N Female Connectors	225.06	211.56	198.05	CALL

5.3 - 5.8 GHz Omni Directional Antennas

The wireless U-series 5 GHz Omni Directional antennas are versatile and economical yet maintain high performance standards. These antennas feature an aluminum base and fiberglass all weather operation design and include a pole mounting bracket.

HG5310U	18	5.3 GHz, 10 dBi, N Female Connector	98.67	92.75	86.83	CALL
HG5412U	18	5.4 GHz, 12 dBi, N Female Connector	110.23	105.82	101.41	CALL

HG5806U-PRO	13	5.8 GHz, 6 dBi, N Female Connector (available in 5-Pack)	91.52	87.86	84.20	CALL
HG5809U-PRO	13	5.8 GHz, 9 dBi, N Female Connector (available in 5-Pack)	103.41	99.27	95.14	CALL

HG5808U	18	5.8 GHz, 8 dBi, N Female Connector	95.66	91.83	88.01	CALL
---------	----	------------------------------------	-------	-------	-------	------

HG5812U-PRO	13	5.8 GHz, 12 dBi, N Female Connector (available in 5-Pack)	114.78	110.19	105.60	CALL
-------------	----	---	--------	--------	--------	------

5.8 GHz Omni Directional Down-Tilt Antenna


L-com's HG5811UDT-PRO is a Profession Grade Omni Directional Down-Tilt antenna that can be used for Commercial installations. The antenna features high gain and superior VSWR. The unit is optimized for the 5.8 GHz band applications. The pattern is electrically tilted downward to improve coverage from higher mounting elevations in difficult sites such as apartment complexes and similar installations.

HG5811UDT-PRO	13	11 dBi, 8 Degree Electrical Down-Tilt with N Female Connector	107.95	103.63	99.31	CALL
---------------	----	---	--------	--------	-------	------

5.8 GHz Omni Directional Wireless LAN Antenna

The HG5810U is a very compact yet high performance Omni Directional WiFi antenna designed for the 5.8 GHz ISM and UNII band. It is ideally suited for multipoint and mobile applications where high gain and wide coverage is desired.

HG5810U	17	10 dBi, Wireless LAN, N Female Connector	110.17	105.76	101.36	CALL
---------	----	--	--------	--------	--------	------



"STYLE" refers to shape of antenna in series.



Item #	Description	1-9	10-24	25-99	100+
Portable UHF Antenna					
L-com's portable UHF antenna provides high performance in the UHF frequency range.					
HG110TEL-BNC	0 dBi Tunable Telescopic Portable Antenna 118-174 MHz BNC Connector	31.15	28.66	26.17	CALL

Item #	Description	1-9	10-24	25-99	100+
L-com Embedded/Internal PCB Antennas					
Our embedded/internal antennas are designed to directly integrate into devices requiring wireless capability. By embedding these antennas directly into a device, the need for external antennas is eliminated. In addition to our standard embedded antenna offerings, L-com engineering can also custom design embedded antenna solutions to meet specific customer applications.					
HG902PU-UFL	900 MHz Embedded Omni Directional Antenna, U.FL Connector	11.65	10.72	9.79	CALL
HG2402PU-UFL	2.4 GHz Embedded Omni Directional Antenna, U.FL Connector	11.76	10.82	9.88	CALL
HG2458-05PU-UFL	2.4/5.8 GHz Dual Band Embedded Omni Directional Antenna, U.FL Connector	15.07	13.86	12.66	CALL
HG4958-05PU-UFL	4.9 - 5.8 GHz Embedded Omni Directional Antenna, U.FL Connector	13.99	12.87	11.75	CALL
HG72705FPU-UFL	700-2700 MHz, Flexible Embedded Omni Directional Antenna, U.FL Connector	13.99	12.87	11.75	CALL

L-com Patch and Panel Antennas - Compact and Lightweight

These high performance directional patch and panel antennas are available for indoor and outdoor applications covering multiple popular frequencies. Our patch antennas are lightweight and feature aesthetic UV-stable, UL flame rated plastic radomes which can also be painted to match the room or building structure. Designed to be installed for horizontal or vertical polarization, they can be wall or ceiling mounted, as well as mast mounted using U-bolts.

Designed specifically as cost-effective solutions for today's demanding wireless applications, L-com's patch and panel antenna products offer a unique combination of superior all-weather performance, durability and aesthetics. Applications include IEEE 802.11b/g/n, 900 MHz cellular, RFID, 802.16, 802.20 and WIMAX.

These are low cost high gain antennas that come with their own enclosure space within the antenna radome. Mount your wireless card radio behind the antenna and seal the radome. All come with quick connect Cat5/6 connections. Antenna pigtail cable options are RP-SMA Plug, RP-TNC Plug, MMCX and UFL (with others available).

Item #	Style	Description	1-9	10-24	25-99	100+
700-2700 MHz DAS Panel Antenna						
HG72708XWPPR-NF	24	700-2700 MHz, 7.5/8.4 dBi, Cross Polarized, PIM Rated, MIMO, (2) N Female Connectors	198.87	182.96	167.05	CALL

Item #	Style	Description	1-9	10-24	25-99	100+
900 MHz Patch/Panel Antennas						
HG8909P	23	9 dBi, Heavy Duty Flat Panel with N Female Connector	70.47	66.24	62.01	CALL
HG908P-NF	20	8 dBi, Flat Patch, 8" (20.3cm) Sq., 12" (30.5cm) Pigtail with N Female Connector	74.14	68.21	62.28	CALL
HG908P-SM	20	8 dBi, Flat Patch, 8" (20.3cm) Sq., 12" (30.5cm) Pigtail with SMA Male Connector	74.14	68.21	62.28	CALL

Item #	Style	Description	1-9	10-24	25-99	100+
900 MHz Circular Polarized Patch Antennas						
HG908PCL-NF	20	8 dBi, Left Hand, Circular Polarized, 12" (30.5cm) Pigtail with N Female Connector	58.52	56.18	53.84	CALL
HG908PCL-NM	20	8 dBi, Left Hand, Circular Polarized, 12" (30.5cm) Pigtail with N Male Connector	61.97	59.49	57.01	CALL
HG908PCL-RTP	20	8 dBi, Left Hand, Circular Polarized, 12" (30.5cm) Pigtail with RP-TNC Plug Connector	63.03	60.51	57.99	CALL
HG908PCL-RSP	20	8 dBi, Left Hand, Circular Polarized, 12" (30.5cm) Pigtail with RP-SMA Plug Connector	66.74	64.07	61.40	CALL
HG908PCL-SM	20	8 dBi, Left Hand, Circular Polarized, 12" (30.5cm) Pigtail with SMA Male Plug Connector	57.96	55.64	53.32	CALL
HG908PCR-NF	20	8 dBi, Right Hand, Circular Polarized, 12" (30.5cm) Pigtail with N Female Connector	61.97	59.49	57.01	CALL
HG908PCR-RTP	20	8 dBi, Right Hand, Circular Polarized, 12" (30.5cm) Pigtail with RP-TNC Plug Connector	72.22	69.33	66.44	CALL
HG908PCR-RSP	20	8 dBi, Right Hand, Circular Polarized, 12" (30.5cm) Pigtail with RP-SMA Plug Connector	73.79	70.84	67.89	CALL
HG908PCR-SM	20	8 dBi, Right Hand, Circular Polarized, 12" (30.5cm) Pigtail with SMA Male Plug Connector	67.86	65.15	62.43	CALL

Item #	Style	Description	1-9	10-24	25-99	100+
1.9 GHz Patch Antennas						
HG1908P-NF	20	8 dBi, 4" (10.2cm) Sq., 12" (30.5cm) Pigtail with N Female Connector	56.77	52.23	47.69	CALL
HG1912P-NF	20	12 dBi, 8" (20.3cm) Sq., 12" (30.5cm) Pigtail with N Female Connector	68.86	63.35	57.84	CALL

Item #	Style	Description	1-9	10-24	25-99	100+
2.4 GHz Patch/Panel Antenna						
HG2408P-NF	22	8 dBi, 4" (10.2cm) Round, 10" (25.4cm) Pigtail with N Female Connector	39.78	36.60	33.42	CALL
HG2409PCL-NF	20	8 dBi, 4" (10.2cm) Sq., LH Cir Polarized, 12" (30.5cm) Pigtail with N Female Connector	43.46	39.98	36.51	CALL
HG2409PCR-NF	20	8 dBi, 4" (10.2cm) Sq., RH Cir Polarized, 12" (30.5cm) Pigtail with N Female Connector	40.91	37.64	34.36	CALL
HG2409P-NF	20	8 dBi, 4" (10.2cm) Sq., 12" (30.5cm) Pigtail with N Female Connector	39.40	36.25	33.10	CALL
HG2409XP	20	9 dBi, 8" (20.3cm) Sq., Cross Polarized, (2) N Female Connectors, MIMO	56.23	51.73	47.23	CALL
HG2410DP	21	10 dBi, 4" (10.2cm) Sq., (2) N Female Connectors, MIMO	41.32	38.01	34.71	CALL
HG2412P	21	12 dBi, 4" (10.2cm) Sq., N Female Connector	37.15	34.18	31.21	CALL

Item #	Style	Description	1-9	10-24	25-99	100+
HG2414DP-3NF	20	14 dBi, 12" (30.5cm) Sq., Dual Polarized, (3) N Female Connectors, MIMO	136.37	125.46	114.55	CALL
HG2414P	20	14 dBi, 8" (20.3cm) Sq., N Female Connector	48.87	44.96	41.05	CALL
HG2414P-NF	20	14 dBi, 8" (20.3cm) Sq., 12" (30.5cm) Pigtail with N Female Connector	61.37	56.46	51.55	CALL
HG2416DP	20	16 dBi, 12" (30.5cm) Sq., Dual Polarized, (2) N Female Connectors, MIMO	135.05	124.25	113.44	CALL
HG2416P	20	15.5 dBi, 8" (20.3cm) Sq., N Female Connector	70.38	64.75	59.12	CALL
HG2418P	20	18 dBi, Flat Panel with N Female Connector	80.79	77.56	74.33	CALL

Call for special connectors and cable lengths

Item #	Style	Description	1-9	10-24	25-99	100+
--------	-------	-------------	-----	-------	-------	------

2.4 GHz Wide Angle Patch Antennas

These compact 2.4 GHz WiFi antennas provide 5 dBi Gain with broad horizontal beam width of 135 degrees. They are ideally suited for applications requiring coverage of a wide area such as an office, public hotspot, industrial or warehouse use. These antennas are lightweight and feature an aesthetic UV-stable, white ABS UL Flame Rated radome and can also be painted to match the room or building structure. The HG2405P-135 can be installed for horizontal or vertical polarization.

HG2405P-135-NF	22*	5 dBi, Wide Angle, 12" (30.5cm) N Female Connector	44.13	40.60	37.07	CALL
HG2405P-135-NM	22*	5 dBi, Wide Angle, 4ft (1.2m) N Male Connector	51.25	47.15	43.05	CALL
HG2405P-135-RSP	22*	5 dBi, Wide Angle, 4ft (1.2m) RP-SMA Plug Connector	51.53	47.41	43.29	CALL
HG2405P-135-RTP	22*	5 dBi, Wide Angle, 4ft (1.2m) RP-TNC Plug Connector	48.80	44.90	40.99	CALL
HG2405SD-135-NF	22	5 dBi, Wide Angle Spatial Diversity, 12" (30.5cm) Dual N Female Connectors	60.52	55.68	50.84	CALL
HG2405SD-135-RSP	22	5 dBi, Wide Angle Spatial Diversity, 4ft (1.2m) Dual RP-SMA Plug Connectors	65.76	60.50	55.24	CALL
HG2405SD-135-RTP	22	5 dBi, Wide Angle Spatial Diversity, 4ft (1.2m) Dual RP-TNC Plug Connectors	65.76	60.50	55.24	CALL

*Similar to this antenna, but with one antenna lead.

2.4 - 5.8 GHz Wide Angle Patch Antennas

These compact 2.4 - 5.8 GHz WiFi antennas provide Dual Frequency diversity to improve connectivity and data throughput. They provide wide angle pattern to give the provider excellent area coverage from one antenna site.

HG2458-5P-135-NF	22	5 dBi, Wide Angle, 12" (30.5cm) N Female Connector	60.69	55.83	50.98	CALL
HG2458-5P-135-NM	22	5 dBi, Wide Angle, 4ft (1.2m) N Male Connector	69.68	64.11	58.53	CALL
HG2458-5P-135-RSP	22	5 dBi, Wide Angle, 4ft (1.2m) RP-SMA Plug Connector	68.44	62.96	57.49	CALL
HG2458-5P-135-RTP	22	5 dBi, Wide Angle, 4ft (1.2m) RP-TNC Plug Connector	68.44	62.96	57.49	CALL

2.4 - 5.8 GHz Panel Antennas

HG2458-08DP-4NF	20	8 dBi, 8" (20.3cm) Sq., Dual Polarized, (4) N Female Connectors, MIMO	281.31	258.81	236.30	CALL
HG245808DP-4RTP36	20	8 dBi, 8" (20.3cm) Sq., Dual Polarized, 36" Pigtailed, (4) RP-TNC Plug Connectors, MIMO	253.22	232.96	212.70	CALL
HG2458-09P	20	9 dBi, 8" (20.3cm) Sq., N Female Connector	106.58	98.05	89.53	CALL

HG2458-10DP	21	10 dBi, 8" (20.3cm) Sq., Dual Polarized, (2) N Female Connectors, MIMO	47.28	43.50	39.72	CALL
-------------	----	--	-------	-------	-------	------

HG2458-11XP	20	8/11 dBi, 8" (20.3cm) Sq., Dual Polarized, (2) N Female Connectors, MIMO	56.82	52.27	47.73	CALL
HG2458-11P	20	9/11 dBi, 8" (20.3cm) Sq., N Female Connector	74.58	68.61	62.65	CALL
HG2458-20P	20	20 dBi, 12" (30.5cm) Sq., N Female Connector	168.79	158.66	148.54	CALL
HG2458-10DP-6NF	20	10 dBi, 12" (30.5cm) Sq., Dual Polarized, (6) N Female Connectors, MIMO	182.30	167.72	153.13	CALL
HG2458-14DP-3NF	20	14 dBi, 12" (30.5cm) Sq., Dual Polarized, (3) N Female Connectors, MIMO	168.79	155.29	141.78	CALL
HG2458-14DP-4NF	20	14 dBi, 12" (30.5cm) Sq., Dual Polarized, (4) N Female Connectors, MIMO	180.05	165.65	151.24	CALL

2.4 - 5.8 GHz High Density Panel Antenna

The L-com HG2458-13HDP-4NF High Density Flat Panel Antenna combines four dual band antennas in a single housing. The unit consists of two vertically and two horizontally polarized multi-patch antennas. It is a professional quality antenna designed primarily for MIMO point-to-multipoint and point-to-point applications in the 2.4 GHz and the 4.9-5.8 GHz frequency bands. The unit can be used with APs and Routers with one to four antenna ports.

HG2458-13HDP-4NF	20	11/13 dBi, 12" (30.5cm) Sq., High Density/Dual Polarized, (4) N Female Connectors, MIMO	249.99	229.99	209.99	CALL
------------------	----	---	--------	--------	--------	------

2.6 GHz Patch Antenna

HG2614P-NF	20	14 dBi, 8" (20.3cm) Sq., 12" (30.5cm) Pigtail with N Female Connector	59.09	54.36	49.64	CALL
------------	----	---	-------	-------	-------	------

4.9 - 5.8 GHz Dual Polarized Panel Antennas

The L-com's Flat Panel Antennas combine vertical and horizontal polarization with high gain over multiple frequencies in a single enclosure. It is a professional quality antenna designed primarily for MIMO point-to-multipoint and point-to-point applications in the 4.9 GHz and 5.8 GHz frequency.

HG4958-17DP-3NF	20	17 dBi, 4.9/5.8 GHz, Dual Polarized Panel with (3) N Female Connectors	170.44	156.80	143.17	CALL
HG4958-19DP	20	19 dBi, 4.9/5.8 GHz, Dual Polarized Panel with (2) N Female Connectors	114.78	105.60	96.42	CALL

3.5 GHz, 4.9 GHz, 5.3 GHz, 5.4 GHz, 5.8 GHz and 4.9 - 5.8 GHz Patch/Panel Antennas

L-com's extensive line of patch antennas that cover frequencies from 3.5 to 5.8 GHz are ideal for applications such as WiMAX and public safety. Several of the patch antennas are broadband/multi-band antennas that eliminate the need to purchase different antennas for each frequency being used. This simplifies installations since the same antenna can be used for a wide array of wireless applications.

3.5 GHz Patch/Panel Antenna

HG3516DP	20	16 dBi, Dual Polarized Panel Antenna with (2) N Female Connectors	171.05	157.37	143.68	CALL
----------	----	---	--------	--------	--------	------

4.9 GHz Patch Antennas

HG4953P	20	8 dBi, 4" (10.2cm) Sq., Broadband, SMA Male Connector	69.51	63.95	58.39	CALL
HG4911P	20	11 dBi, 4" (10.2cm) Sq., SMA Female Connector	68.86	63.35	57.84	CALL

5.3 GHz Patch Antenna

HG5311P	20	11 dBi, 4" (10.2cm) Sq., SMA Female Connector	65.03	61.13	57.23	CALL
---------	----	---	-------	-------	-------	------

5.4 GHz Patch/Panel Antenna

HG5419P	20	19 dBi, Broadband Panel, 7" (17.8cm) Sq., N Female Connector	66.20	63.55	60.90	CALL
---------	----	--	-------	-------	-------	------

5.8 GHz Patch Antennas

HG5811P	20	11 dBi, 4" (10.2cm) Sq., SMA Female Connector	68.86	63.35	57.84	CALL
HG5819P	20	19 dBi, 7" (17.8cm) Sq., N Female Connector	67.41	62.02	56.62	CALL
HG5158P	20	8 dBi, 4" (10.2cm) Sq., Broadband, SMA Female Connector	68.86	64.73	60.60	CALL

4.9 - 5.8 GHz Broadband Patch Antennas

HG4958-23P	20	23 dBi, 12" (30.5cm) Sq., Broadband, N Female Connector	112.54	103.54	94.53	CALL
HG4958-07PCL	20	7 dBi, Left Hand Circular Polarized Flat Patch Antenna, SMA Female Connector	82.06	75.50	68.93	CALL
HG4958-07PCR	20	7 dBi, Right Hand Circular Polarized Flat Patch Antenna, SMA Female Connector	86.89	79.94	72.99	CALL

Call for special connectors and cable lengths



"STYLE" refers to shape of antenna in series.



HG903RD-RSP
STYLE
26

HG924-2TP-RSP
STYLE
31

HG905RDR-RSP
STYLE
25

HG2400RDR90-RSP
STYLE
32

HG2400RDR-RSP
STYLE
32

HG2403RD-SM
STYLE
26

HG2402RDR-RSP
STYLE
25

HG2458-5RD-RSP
shown in
tilt position

HG2458-5RD-RSP
STYLE
33

HG2407MGRD
STYLE
29

HG2458MGRD
STYLE
30

HG1903MGRD-SM
STYLE
28

"STYLE" refers to shape of antenna in series.

Item #	Style	Description	1-9	10-24	25-99	100+
--------	-------	-------------	-----	-------	-------	------

900 MHz, 900 MHz - 2.4 GHz, 1.9 GHz, 2.4 GHz, 2.4 - 5.8 GHz and 3.5 GHz Rubber Duck Antennas

These high performance Omni Directional rubber duck antennas provide broad coverage and multiple gain options. L-com's flexible rubber duck antennas feature tilt-and-swivel connectors allowing them to be used vertically, at a right angle, or any angle in-between. Suitable as a replacement RF antenna for radios, wireless video transmitters and receivers, as well as digital spread spectrum radios.

900 MHz Rubber Duck Antennas

HG903RD-RSP	26	3 dBi, Tilt/Swivel RP-SMA Plug Connector	14.64	13.47	12.30	CALL
HG903RD-SM	26	3 dBi, Tilt/Swivel SMA Male Connector	14.64	13.47	12.30	CALL
HG905RD-RSP	26	5 dBi, Tilt/Swivel RP-SMA Plug Connector	28.42	26.15	23.87	CALL
HG905RD-SM	26	5 dBi, Tilt/Swivel SMA Male Connector	28.42	26.15	23.87	CALL

HG905RDR-RSP	25	5 dBi, Rigid RP-SMA Plug Connector	28.42	26.15	23.87	CALL
--------------	----	------------------------------------	-------	-------	-------	------

900 MHz - 2.4 GHz Tri Band/Quad Band WiFi Antenna

HG924-2TP-RSP	31	2 dBi, QUAD Band/WiFi 2.4 GHz Patch, with RP-SMA Plug Connector	22.01	20.69	19.37	CALL
---------------	----	---	-------	-------	-------	------

2.4 GHz Rubber Duck Antennas

HG2400RDR-RSP	32	0 dBi, Stubby Rigid RP-SMA Plug Connector	11.48	10.56	9.64	CALL
HG2400RDR90-RSP	32	0 dBi, Stubby Rigid 90° RP-SMA Plug Connector	12.63	11.62	10.61	CALL

HG2402RD-RSF	26	2 dBi, Tilt/Swivel RP-SMA Plug Connector	8.54	7.86	7.17	CALL
--------------	----	--	------	------	------	------

HG2402RDR-RSP	25	2 dBi, Rigid RP-SMA Plug Connector	9.10	8.37	7.64	CALL
---------------	----	------------------------------------	------	------	------	------

HG2403RD-NM	26	3 dBi, Tilt/Swivel N Male Connector	11.48	10.56	9.64	CALL
HG2403RD-RSF	26	3 dBi, Tilt/Swivel RP-SMA Plug Connector	11.37	10.46	9.55	CALL
HG2403RD-RTF	26	3 dBi, Tilt/Swivel RP-TNC Plug Connector	11.48	10.56	9.64	CALL
HG2403RD-SM	26	3 dBi, Tilt/Swivel SMA Male Connector	11.48	10.56	9.64	CALL
HG2405RD-NM	26	5 dBi, Tilt/Swivel N Male Connector	21.04	19.36	17.67	CALL
HG2405RD-RSP	26	5 dBi, Tilt/Swivel RP-SMA Connector	13.64	12.55	11.46	CALL
HG2405RD-RTP	26	5 dBi, Tilt/Swivel RP-TNC Connector	13.77	12.67	11.57	CALL
HG2407RD-NM	26	7 dBi, Tilt/Swivel N Male Connector	22.01	20.25	18.49	CALL
HG2407RD-RSP	26	7 dBi, Tilt/Swivel RP-SMA Plug Connector	19.52	17.96	16.40	CALL
HG2407RD-RTP	26	7 dBi, Tilt/Swivel RP-TNC Plug Connector	19.52	17.96	16.40	CALL
HG2407RD-SM	26	7 dBi, Tilt/Swivel SMA Male Connector	19.71	18.13	16.56	CALL
HG2409RD-NM	26	9 dBi, Tilt/Swivel N Male Connector	32.44	29.84	27.25	CALL
HG2409RD-RSP	26	9 dBi, Tilt/Swivel RP-SMA Plug Connector	28.42	26.15	23.87	CALL
HG2409RD-RTP	26	9 dBi, Tilt/Swivel RP-TNC Plug Connector	28.70	26.40	24.11	CALL
HG2409RD-SM	26	9 dBi, Tilt/Swivel SMA Male Connector	28.97	26.65	24.33	CALL

2.4 - 5.8 GHz Multi-Band Rubber Duck Antennas

HG2458-5RD-RSP	33	3/5 dBi, Tilt/Swivel RP-SMA Plug Connector	23.64	21.75	19.86	CALL
----------------	----	--	-------	-------	-------	------

HG2458RD-RSP	26	3 dBi, Tilt/Swivel RP-SMA Plug Connector	18.59	17.47	16.36	CALL
HG2458RD-RTP	26	3 dBi, Tilt/Swivel RP-TNC Plug Connector	19.13	17.98	16.83	CALL
HG2458RD-SM	26	3 dBi, Tilt/Swivel SMA Male Connector	18.76	17.63	16.51	CALL
HG2458RD-TM	26	3 dBi, Tilt/Swivel TNC Male Connector	19.13	17.98	16.83	CALL

3.5 GHz Rubber Duck Antenna

HG3505RD-RSP	26	5 dBi, Tilt/Swivel RP-SMA Plug Connector	21.44	19.72	18.01	CALL
--------------	----	--	-------	-------	-------	------

1.9 GHz, 2.4 GHz, 2.4/5.8 GHz Rubber Duck Desktop Mobile Antennas

L-com's Omni Directional rubber duck wireless LAN antennas provide broad coverage and 3-9 dBi gain. These magnetic mount antennas feature a coaxial sleeve design with an Omni Directional pattern. These antennas were designed for IEEE 802.11b/g/n wireless LAN and 1.9 GHz cellular PCS radio applications. Mobile applications for these antennas include service vehicles, public transportation, mining vehicles, as well as numerous other commercial and industrial applications where mobility is required. The magnetic base is suitable for affixing to vehicles or other metal surfaces as well as sitting on a tabletop or shelf.

1.9 GHz Rubber Duck Antenna with Magnetic Mount

HG1903MGRD-SM	28	3 dBi, 5ft (1.5m) Cable with SMA Male Connector	32.21	30.92	29.63	CALL
---------------	----	---	-------	-------	-------	------

2.4 GHz Rubber Duck Antennas with Magnetic Mount

HG2407MGRD-RSP	29	7 dBi, 5ft (1.5m) Cable with RP-SMA Plug Connector	28.76	27.03	25.31	CALL
HG2407MGRD-RTP	29	7 dBi, 5ft (1.5m) Cable with RP-TNC Plug Connector	30.50	28.67	26.84	CALL
HG2409MGRD-RSP	29	9 dBi, 5ft (1.5m) Cable with RP-SMA Plug Connector	39.71	37.33	34.94	CALL
HG2409MGRD-RTP	29	9 dBi, 5ft (1.5m) Cable with RP-TNC Plug Connector	39.71	37.33	34.94	CALL

2.4/5.8 GHz Multi-Band Rubber Duck Antennas with Magnetic Mount

HG2458MGRD-RSP	30	3/5 dBi, 5ft (1.5m) Cable with RP-SMA Plug Connector	37.70	35.44	33.18	CALL
HG2458MGRD-RTP	30	3/5 dBi, 5ft (1.5m) Cable with RP-TNC Plug Connector	34.76	32.67	30.59	CALL


HG2458-7RDR-NM	27	7 dBi, Rigid Rubber Duck with N Male Connector	30.39	27.96	25.53	CALL
----------------	----	--	-------	-------	-------	------

698-2700 MHz Cellular (LTE)/WiFi Multi-Band Rubber Duck Antenna

HG72703RDR-NM	27	3 dBi, Rigid Rubber Duck with N Male Connector	31.23	28.73	26.23	CALL
---------------	----	--	-------	-------	-------	------

Tip Rubber Duck Antennas

Rubber Duck antennas usually come with an articulated "Swivel" joint, permitting the antenna base to pivot 90°. The antenna can also be ordered with a "Rigid" connector base, when the swivel is not required or needed. These antennas are numbered with an "RDR" suffix after the basic part number. The base can also have a "Rigid 90°" connector base which carries the "RDR90" suffix. If your application requires these options, please inquire about special orders at reasonable pricing.



Item #	Style	Description	1-9	10-24	25-99	100+
--------	-------	-------------	-----	-------	-------	------

Sectorial Omni Directional Antennas

L-com's sector antennas are designed for Cell Site installations and include a variety of gain, frequency and radiation patterns. These WiFi antennas feature our unique heavy-duty mounting systems that allow installation from level to over 20° down-tilt. These 120° arrays are available supporting a wide range of applications. These antennas feature stainless steel construction for all-weather operation.

2.4 GHz Sectorial Antenna Arrays

HK2414-120	34	14 dBi, Multi-Feed, Includes (3) 120° Antenna with Mounting Array	681.77	640.86	599.96	CALL
HK2414-120NF	34	14 dBi, Single-Feed, Includes (3) 120° Antenna with Mounting Array, Splitter, 3 Cables	852.22	801.09	749.95	CALL

HK2417-120	34	17 dBi, Multi-Feed, Includes (3) 120° Antenna with Mounting Array	791.65	744.15	696.65	CALL
HK2417-120NF	34	17 dBi, Single-Feed, Includes (3) 120° Antenna with Mounting Array, Splitter, 3 Cables	954.49	897.22	839.95	CALL

HK2420-120NF	34	20 dBi, Single-Feed, Includes (3) 120° Antenna with Mounting Array, Splitter, 3 Cables	1781.65	1674.75	1567.85	CALL
--------------	----	--	---------	---------	---------	------

Sectorial Panel Antennas

L-com's sectorial panel antennas are available in multiple frequencies, gain and 65-180°. They can be used stand alone or in circular groups to maximize coverage and feature heavy-duty plastic radome for all-weather operation, with mounting systems that adjust to pinpoint direction.

698 - 960/1710 - 2700 Sector DAS Antennas

HG72710XP-065	37	10 dBi, 65°, 1710-2700 MHz, Cross Polarized, (2) N Female Connectors, MIMO	241.95	222.59	203.24	CALL
---------------	----	--	--------	--------	--------	------

HG72712P-120	35	12 dBi, 120°, 1710-2700 MHz, N Female Connector	359.79	331.01	302.22	CALL
HG72714P-090	35	13 dBi, 90°, 1710-2700 MHz, N Female Connector	373.85	343.94	314.03	CALL

900 MHz Sectorial Panel Antennas

HG913P-120	35	13 dBi, 120°, N Female Connector	339.83	312.64	285.46	CALL
HG913HSP-120	35	13 dBi, 120°, Horizontal Polarized, N Female Connector	286.95	269.73	252.52	CALL

902-928 MHz Sectorial Panel Antenna

HG9012DP-120	35	12 dBi, 90°, Dual Polarized, (2) N Female Connectors	399.00	375.06	351.12	CALL
--------------	----	--	--------	--------	--------	------

2.4 GHz Sectorial Panel Antennas

HG2412P-180	35	12 dBi, 180°, Sector Panel Antenna, N Female Connector	202.56	186.36	170.15	CALL
-------------	----	--	--------	--------	--------	------

HG2412SXP-120	37	12 dBi, 120°, Spatial Diversity/Cross Polarized, (4) N Female Connectors, MIMO	421.98	388.22	354.46	CALL
---------------	----	--	--------	--------	--------	------

HG2414SP-120	35	14 dBi, 120°, N Female Connector	203.68	187.39	171.09	CALL
--------------	----	----------------------------------	--------	--------	--------	------

HG2415P-180	36	15 dBi, 180°, N Female Connector	382.59	351.98	321.38	CALL
-------------	----	----------------------------------	--------	--------	--------	------

HG2416SXP-090	37	16 dBi, 90°, Spatial Diversity/Cross Polarized, (4) N Female Connectors, MIMO	465.89	428.62	391.35	CALL
---------------	----	---	--------	--------	--------	------

HG2417P-120	35	17 dBi, 120°, N Female Connector	230.69	212.23	193.78	CALL
-------------	----	----------------------------------	--------	--------	--------	------

HG2420P-120	35	20 dBi, 120°, N Female Connector	483.88	445.17	406.46	CALL
-------------	----	----------------------------------	--------	--------	--------	------

90 degree versions are available for most Sectorial Panel Antennas. Call your customer service representative for information.

3.5 GHz Sectorial Panel Antenna

HG3517DP-090	35	17 dBi, 90°, Dual Polarized, (2) N Female Connectors, MIMO	369.30	339.76	310.21	CALL
--------------	----	--	--------	--------	--------	------

5 GHz Sectorial Cross Polarized Antenna

HG5158-16XP-090	35	16 dBi, 90°, Cross Polarized, Dual Polarity, (2) N Female Connectors, MIMO	153.41	141.14	128.86	CALL
-----------------	----	--	--------	--------	--------	------

5 GHz Spatial Diversity Cross Polarized Antenna

HG5816SXP-090	37	16 dBi, 90°, Cross Polarized, Spatial Diversity (4) N Female Connectors, MIMO	493.35	453.88	414.41	CALL
---------------	----	---	--------	--------	--------	------

5.4 GHz Sectorial Panel Antenna

HG5417P-090	35	17 dBi, 90°, N Female Connector	196.58	188.72	180.85	CALL
-------------	----	---------------------------------	--------	--------	--------	------

5.8 GHz Sectorial Panel Antennas

HG5814P-120	35	14 dBi, 120°, Integral N Female Connector	196.92	181.17	165.41	CALL
-------------	----	---	--------	--------	--------	------

HG5817P-090	35	17 dBi, 90°, N Female Connector	202.56	186.36	170.15	CALL
-------------	----	---------------------------------	--------	--------	--------	------

2.4/4.9 - 5.8 GHz Dual Feed/Dual Band Sectorial Panel Antennas

HG2458-13P-180	35	13 dBi, 180°, (2) N Female Connectors, MIMO	421.98	388.22	354.46	CALL
----------------	----	---	--------	--------	--------	------

HG2458-14P-090	35	14 dBi, 90°, (2) N Female Connectors, MIMO	253.19	232.93	212.68	CALL
----------------	----	--	--------	--------	--------	------

4.9 - 5.8 GHz Dual Feed/Dual Polarity Sectorial Panel Antennas

HG5813DP-180	35	13 dBi, 180°, (2) N Female Connectors, MIMO	438.86	403.75	368.64	CALL
--------------	----	---	--------	--------	--------	------

HG4958-17DP-090	35	17 dBi, 90°, (2) N Female Connectors, MIMO	135.05	129.65	124.25	CALL
-----------------	----	--	--------	--------	--------	------

5.1 - 5.8 GHz Dual Polarity Sectorial Panel Antenna

HG5158-19DP-090	35	19 dBi, 90°, (2) N Female Connectors, MIMO	208.18	199.85	191.53	CALL
-----------------	----	--	--------	--------	--------	------



HK2414-120
STYLE
34



HK2417-120
STYLE
34



HG72710XP-065
STYLE
37



HG2412SXP-120
STYLE
37



HG9012DP-120
STYLE
35



HG5158-16XP-090
STYLE
35



HG2415P-180
STYLE
36



HG5816SXP-090
STYLE
37



HG2458-13P-180
STYLE
35



"STYLE" refers to shape of antenna in series.

Item #	Style	Description	1-9	10-24	25-99	100+
--------	-------	-------------	-----	-------	-------	------

380-6000 MHz DAS and Public Safety DAS Antennas

L-com's high performance DAS and Public Safety DAS ceiling mount omni directional antennas are specifically designed to distribute Cellular and WiFi signals throughout a building or area. Public Safety DAS antennas also provide low band coverage for UHF, 600 MHz, 1390-1432 MHz and AWS-3 bands. The Multi-Band design of these omni antennas eliminates the need to purchase different antennas for each frequency.

HG72706DPCUPR-NF	49	700-2700 MHz, 3.5-5.8 dBi, PIM Rated, MIMO, (2) N Female Connectors	109.00	100.28	91.56	CALL
HG75805CUPR-NF	47	700-6000 MHz, 2/5 dBi, PIM Rated, N Female Connector	85.23	78.41	71.59	CALL
HG35805CUPR-NF	51	380-6000 MHz, 2-6.4 dBi, PIM Rated, N Female Connector	142.04	130.68	119.31	CALL
HG72704CU-NF	47	700-2700 MHz, 3/4 dBi, N Female Connector	35.92	33.76	31.61	CALL
HG72704CU-RSP	47	700-2700 MHz, 3/4 dBi, RP-SMA Plug Connector	41.68	39.18	36.68	CALL
HG72705CUPR-NF	47	700-2700 MHz, 2/5 dBi, PIM Rated, N Female Connector	68.86	63.35	57.84	CALL

2.4 GHz/2.4-5.8 GHz Ceiling Antennas - Indoor Single Band/Dual Band/MIMO Antennas

L-com offers a number of Ceiling Antennas in 2.4 GHz and 2.4/5.8 GHz frequencies for many indoor applications. The coverage is 360° and operating with single feed (1 X 1) as well as the new MIMO Multiple feeds (3 X 3 and 6 X 6). MIMO antennas provide the user with a single antenna to couple with the many multiple feed wireless radios operating in 802.11a/b/g/n.

2.4 GHz MIMO Spatial Diversity Ceiling Antennas

HG2403-SDC-3NF	48	3 dBi, Spatial Diversity Ceiling Antenna, (3) N Female Connectors	62.52	60.02	57.52	CALL
HG2403-SDC-3NM	48	3 dBi, Spatial Diversity Ceiling Antenna, (3) N Male Connectors	70.03	67.23	64.43	CALL
HG2403-SDC-3RSP	48	3 dBi, Spatial Diversity Ceiling Antenna, (3) RP-SMA Plug Connectors	69.51	66.73	63.95	CALL
HG2403-SDC-3RTP	48	3 dBi, Spatial Diversity Ceiling Antenna, (3) RP-TNC Plug Connectors	62.52	60.02	57.52	CALL

2.4 - 5.8 GHz Dual Band MIMO Spatial Diversity Ceiling Antennas

HG2458-3SDC-3NF	48	3 dBi, Dual Band Spatial Diversity, (3) N Female Connectors	69.19	65.04	60.89	CALL
-----------------	----	---	-------	-------	-------	------

2.4 - 5.8 GHz Dual Band Ceiling Antenna

HG2458CU-NF	47	3 dBi, Dual Band Ceiling Antenna, N Female Connector	56.23	51.73	47.23	CALL
-------------	----	--	-------	-------	-------	------

CU-1 Series 2.4/5.8 GHz Ceiling Antennas

L-com's CU-1 series are high performance broadband/multi-band ceiling mount WiFi antennas which can be used for a wide array of in-building wireless applications where wide coverage is desired. Ideal for 802.11ac applications, these antennas are designed to mount easily through a single hole in a solid or suspended ceiling.

HG2458CU-1-BM	52	2.4/5.8 GHz 3 dBi Omni Directional Ceiling Antenna - BNC Male Connector	56.23	51.73	47.23	CALL
HG2458CU-1-NF	52	2.4/5.8 GHz 3 dBi Omni Directional Ceiling Antenna - N Female Connector	53.11	48.86	44.61	CALL
HG2458CU-1-NM	52	2.4/5.8 GHz 3 dBi Omni Directional Ceiling Antenna - N Male Connector	56.23	51.73	47.23	CALL
HG2458CU-1-RSP	52	2.4/5.8 GHz 3 dBi Omni Directional Ceiling Antenna - Reverse Polarity SMA Plug Connector	53.11	48.86	44.61	CALL
HG2458CU-1-RTP	52	2.4/5.8 GHz 3 dBi Omni Directional Ceiling Antenna - Reverse Polarity TNC Plug Connector	53.11	48.86	44.61	CALL
HG2458CU-1-SM	52	2.4/5.8 GHz 3 dBi Omni Directional Ceiling Antenna - SMA Male Connector	56.23	51.73	47.23	CALL
HG2458CU-1-TF	52	2.4/5.8 GHz 3 dBi Omni Directional Ceiling Antenna - TNC Female Connector	56.23	51.73	47.23	CALL
HG2458CU-1-TM	52	2.4/5.8 GHz 3 dBi Omni Directional Ceiling Antenna - TNC Male Connector	56.23	51.73	47.23	CALL

Dual Band GPS/Cellular (3G/LTE) Mobile Magnetic Mount Antennas

HG-PCGM01-03FJ	50	28 dBi (GPS) / 3 dBi (Cellular), Magnetic Mount with (2) Fakra Jack Connectors	46.35	42.64	38.93	CALL
HG-PCGM01-03SM	50	28 dBi (GPS) / 3 dBi (Cellular), Magnetic Mount with (2) SMA Male Connectors	45.03	41.43	37.83	CALL

Magnet Mount GPS/GLNSS Antenna

L-com's GPS antenna provides high performance reception of navigational satellites including GPS and GLNSS.

- Low-profile, rugged, compact design
- High-impact UV stabilized Polycarbonate housing, magnet mounting
- IP67 Rated
- High Rejection SAW Filter
- Low current

HG-GPSGL30M-SMA	30 dB Magnet Mount GPS/GLNSS Antenna 1575-1610 MHz	28.85	26.54	24.23	CALL
-----------------	--	-------	-------	-------	------

GPS/GLNSS Timing Antenna

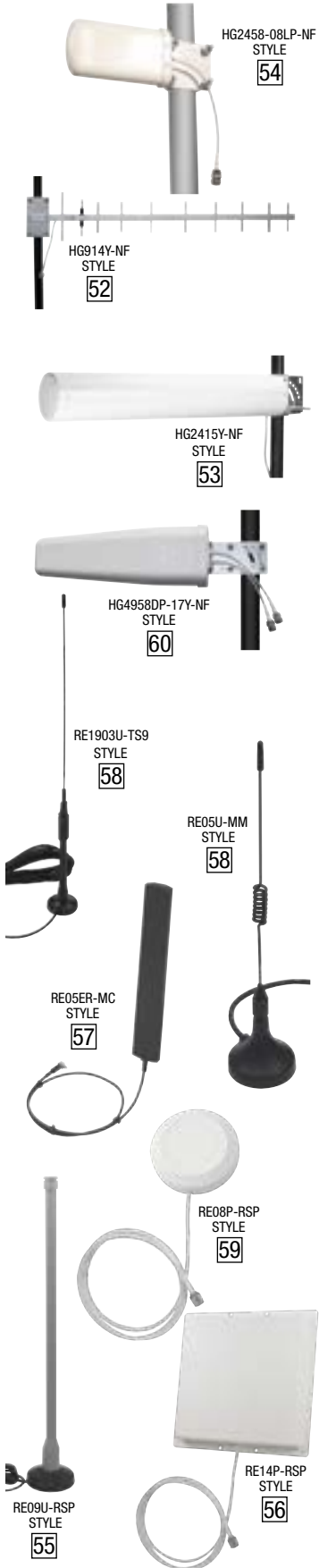
L-com's timing antenna provides accurate reception of satellite timing signals and reference frequencies for use in advanced network applications. These rugged outdoor antennas are suitable for use in harsh environments

- High Selectivity Dual Filter RF Architecture
- Impact Resistant ASA Radome
- IP67 Rated
- Rugged Die-Cast Aluminum Base
- Integrated Bulkhead TNC Jack

HG-GPGLTIM32	32 dBi GPS/GLNSS Timing Antenna 1574-1610 MHz	155.00	142.60	130.20	CALL
HG-GPGLTIM32-MNT	32 dBi GPS/GLNSS Timing Antenna 1574-1610 MHz, with Mounting Kit	196.05	180.37	164.68	CALL

"STYLE" refers to shape of antenna in series.





Item #	Style	Description	1-9	10-24	25-99	100+
--------	-------	-------------	-----	-------	-------	------

L-com's Log Periodic Antenna

L-com's Log Periodic Antenna features high gain with multi-band performance. The radome enclosed antennas are ideal for all weather operation.

2.4 - 5.8 GHz Log Periodic Antenna

HG2458-08LP-NF	54	8 dBi, Radome Enclosed, 9" (22.9cm) Pigtail with N Female Connector	88.91	81.80	74.68	CALL
----------------	----	---	-------	-------	-------	------

L-com Yagi Antennas

L-com offers both radome enclosed and non-radome enclosed long range directional Yagi antennas. These rugged antennas are ideal for all weather operation.

900 MHz Yagi Antennas

HG903YE-NF	52	3 dBi, Aluminum, 15" (38.1cm) Pigtail with N Female Connector	37.50	35.25	33.00	CALL
HG906YE-NF	52	6 dBi, Aluminum, 15" (38.1cm) Pigtail with N Female Connector	41.66	39.16	36.66	CALL
HG909YE-NF	52	9 dBi, Aluminum, 15" (38.1cm) Pigtail with N Female Connector	46.16	43.39	40.62	CALL
HG912YE-NF	52	12 dBi, Aluminum, 15" (38.1cm) Pigtail with N Female Connector	49.53	46.56	43.59	CALL
HG914YE-NF	52	14 dBi, Aluminum, 15" (38.1cm) Pigtail with N Female Connector	59.09	55.54	52.00	CALL
HG909YF-NF	52	9 dBi, Stainless Steel, 18" (45.7cm) Pigtail with N Female Connector	48.41	44.54	40.66	CALL
HG913YF-NF	52	13 dBi, Stainless Steel, 18" (45.7cm) Pigtail with N Female Connector	73.88	67.97	62.06	CALL
HG914YF-NF	52	14 dBi, Aluminum, 12" (30.5cm) Pigtail with N Female Connector	163.18	150.13	137.07	CALL

1.9 GHz Yagi Antenna

HG1912SY-NF	52	12 dBi, Stainless Steel, 7" (17.8cm) Pigtail with N Female Connector	61.97	57.01	52.05	CALL
-------------	----	--	-------	-------	-------	------

2.4 GHz Yagi Antennas

HG2409Y-NF	53	9 dBi, Radome Enclosed, 12" (30.5cm) Pigtail with N Female Connector	58.52	53.84	49.16	CALL
HG2409Y-NM	53	9 dBi, Radome Enclosed, 12" (30.5cm) Pigtail with N Male Connector	69.79	64.21	58.62	CALL
HG2412SY-NF	52	12 dBi, Stainless Steel, 7" (17.8cm) Pigtail with N Female Connector	61.97	57.01	52.05	CALL
HG2412Y-NF	53	12 dBi, Radome Enclosed, 12" (30.5cm) Pigtail with N Female Connector	74.14	68.21	62.28	CALL
HG2412Y-NM	53	12 dBi, Radome Enclosed, 12" (30.5cm) Pigtail with N Male Connector	74.86	68.87	62.88	CALL
HG2415Y-NF	53	14.5 dBi, Radome Enclosed, 12" (30.5cm) Pigtail with N Female Connector	73.16	67.31	61.45	CALL
HG2415Y-NM	53	14.5 dBi, Radome Enclosed, 12" (30.5cm) Pigtail with N Male Connector	73.15	67.30	61.45	CALL

4.9 - 5.8 GHz Dual Polarized Yagi Antenna

HG4958DP-17Y-NF	60	17 dBi, Radome Enclosed, 12" (30.5cm) Pigtail with (2) N Female Connectors	203.68	187.39	171.09	CALL
-----------------	----	--	--------	--------	--------	------

5.8 GHz Yagi Antenna

HG5817Y-NF-1	60	16.5 dBi, Radome Enclosed, 10" (25.4cm) Pigtail with N Female Connector	93.31	85.85	78.38	CALL
--------------	----	---	-------	-------	-------	------

L-com Range Extender Antennas (To see our full line of Range Extender Antennas go to L-com.com)

L-com's range extender antennas can be used to achieve greater range than standard Rubber Duck antennas or a PC card's internal antenna. Full 360° coverage is provided by the Omni Directional antennas and the Patch style range extender antennas feature directional operation. This series supports various applications including 2.4 GHz IEEE 802.11b/g/n wireless LAN, 800-1800 MHz ISM, GSM and RFID.

800-900 MHz Range Extender Antennas

RE905U-NM	58	5 dBi, MAG Mount Omni 4ft (1.2m) Cable N Male Connector	33.39	30.72	28.05	CALL
RE905U-RSP	58	5 dBi, MAG Mount Omni 4ft (1.2m) Cable RP-SMA Plug Connector	29.55	27.19	24.82	CALL
RE905U-SM	58	5 dBi, MAG Mount Omni 4ft (1.2m) Cable SMA Male Connector	29.55	27.19	24.82	CALL
RE905U-TM	58	5 dBi, MAG Mount Omni 4ft (1.2m) Cable TNC Male Connector	33.39	30.72	28.05	CALL

900/1800-1900 MHz Range Extender Antennas

RE1903U-MC	58	3 dBi, MAG Mount Omni 4ft (1.2m) Cable MC-Card Connector	28.14	25.89	23.64	CALL
RE1903U-NM	58	3 dBi, MAG Mount Omni 4ft (1.2m) Cable N Male Connector	29.26	26.92	24.58	CALL
RE1903U-SM	58	3 dBi, MAG Mount Omni 4ft (1.2m) Cable SMA Male Connector	30.57	28.12	25.68	CALL
RE1903U-TM	58	3 dBi, MAG Mount Omni 4ft (1.2m) Cable TNC Male Connector	36.90	33.95	31.00	CALL
RE1903U-TS9	58	3 dBi, MAG Mount Omni 4ft (1.2m) Cable TS9-Plug Connector	29.26	26.92	24.58	CALL

1.2 GHz Range Extender Antenna

RE1208P-SM	56	8 dBi, 8" (20.3cm) Sq., 3ft (0.9m) Pigtail with SMA Male Connector	46.50	42.78	39.06	CALL
------------	----	--	-------	-------	-------	------

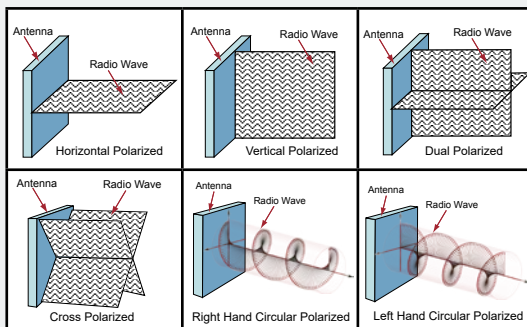
2.4 GHz Range Extender Antennas

RE05ER-MC	57	5 dBi, 19" (22.9cm) Cable with MC-Card Connector	19.84	18.25	16.67	CALL
RE05ER-MM	57	5 dBi, 19" (22.9cm) Cable with MMCX Connector	23.23	21.37	19.51	CALL
RE05U-MM	58	5 dBi, MAG Mount, 4ft (1.2m) Cable with MMCX Connector	18.04	17.32	16.60	CALL
RE05U-RSP	58	5 dBi, MAG Mount, 4ft (1.2m) Cable with RP-SMA Plug Connector	18.19	17.46	16.73	CALL
RE05U-RTP	58	5 dBi, MAG Mount, 4ft (1.2m) Cable with RP-TNC Plug Connector	21.48	20.62	19.76	CALL
RE07U-RSP	58	7 dBi, MAG Mount, 4ft (1.2m) Cable with RP-SMA Plug Connector	20.86	20.03	19.19	CALL
RE07U-RTP	58	7 dBi, MAG Mount, 4ft (1.2m) Cable with RP-TNC Plug Connector	23.51	22.57	21.63	CALL
RE08P-RSP	59	8 dBi, 4" (10.2cm) Round, 4ft (1.2m) Cable with RP-SMA Plug Connector	43.60	40.11	36.62	CALL
RE08P-RTP	59	8 dBi, 4" (10.2cm) Round, 4ft (1.2m) Cable with RP-TNC Plug Connector	47.01	43.25	39.49	CALL
RE09U-RSP	55	9 dBi, MAG Mount, 4ft (1.2m) Cable with RP-SMA Plug Connector	97.53	91.68	85.83	CALL
RE09U-RTP	55	9 dBi, MAG Mount, 4ft (1.2m) Cable with RP-TNC Plug Connector	93.00	87.42	81.84	CALL
RE09P-RSP	56	8 dBi, 4" (10.2cm) Sq., 4ft (1.2m) Cable with RP-SMA Plug Connector	46.36	42.65	38.94	CALL
RE09P-RTP	56	8 dBi, 4" (10.2cm) Sq., 4ft (1.2m) Cable with RP-TNC Plug Connector	47.28	43.50	39.72	CALL
RE11DP-RSP	56	11 dBi, 8" (20.3cm) Sq., Dual Polarized, 3ft (0.9m) Cables w/RP-SMA Plug Connectors	56.38	51.87	47.36	CALL
RE11DP-RTP	56	11 dBi, 8" (20.3cm) Sq., Dual Polarized, 3ft (0.9m) Cables w/RP-TNC Plug Connectors	56.38	51.87	47.36	CALL
RE11DS-RSP	56	11 dBi, 8" (20.3cm) Sq., Dual Spatial, 3ft (0.9m) Cables w/RP-SMA Plug Connectors	56.38	51.87	47.36	CALL
RE11DS-RTP	56	11 dBi, 8" (20.3cm) Sq., Dual Spatial, 3ft (0.9m) Cables w/RP-TNC Plug Connectors	56.38	51.87	47.36	CALL
RE14P-RSP	56	14 dBi, 8" (20.3cm) Sq., 3ft (0.9m) Cable with RP-SMA Plug Connector	59.64	54.87	50.10	CALL
RE14P-RTP	56	14 dBi, 8" (20.3cm) Sq., 3ft (0.9m) Cable with RP-TNC Plug Connector	50.94	46.86	42.79	CALL

"STYLE" refers to shape of antenna in series.

Tip What is Polarity?

Polarization refers to the orientation of the electric field component of an electromagnetic wave with respect to the Earth's surface. An electromagnetic wave is composed of electric and magnetic fields propagating perpendicular to each other. Radio and light are both electromagnetic waves. Electromagnetic waves can propagate with linear, circular or elliptical polarization. Linear polarization is the most popular method used in WiFi communications and can take two forms, vertical and horizontal. Some antennas utilize dual polarity which provides access and interoperability with both vertical and horizontal polarized antennas. Other polarization options include cross polarization where one element is +45° polarized and the other is -45° polarized. The two opposing 45° angle of the elements produces a cross or X orientation. Circular-polarized antennas have equal response to either horizontal or vertical polarized antennas. These antennas are designed to either support right hand or left hand polarization to suit varied wireless connectivity applications.



Item #	Description	1-9	10-24	25-99	100+
--------	-------------	-----	-------	-------	------

Mounting Brackets for Antennas, Amplifiers and Surge Protectors

L-com offers an extensive line of mounting bracket options for its antennas, amplifiers, and surge protectors. Options include wall mount, window mount, mast mount and more. Visit us online at L-com.com for complete bracket dimensions and specifications.

HGX-LPMOUNT01	ALQ2-NMFB Surge Protector Mounting Bracket	7.33	6.74	6.16	CALL
HGX-PMT02	Indoor Antenna Mounting Kit, Small Metal Tilt & Swivel	14.92	13.73	12.53	CALL
HGX-PMT03	Indoor Antenna Mounting Kit, Medium Plastic Tilt & Swivel	17.39	16.00	14.61	CALL
HGX-PMT04	Large Metal Tilt & Swivel Mounting Bracket for Wall or Mast Mounting	27.54	25.34	23.13	CALL
HGX-PMT06	60° Tilt & Swivel Mounting Kit for Mounting to 1.25" to 2" Dia. Masts	13.77	12.67	11.57	CALL
HGX-PMT07	Stationary Mounting Kit for Mounting to 1.25" to 2" Dia. Masts	9.37	8.62	7.87	CALL
HGX-PMT08	Suction Cup Window Mounting Kit for Select L-com Antennas	18.11	16.66	15.21	CALL
HGX-PMT11	Heavy Duty Stationary Mast Mounting Kit for Mounting to 1.25" to 2" Dia.	16.23	14.93	13.63	CALL
HGX-PMT14	Mast Mount Kit for Outdoor Filters/Splitters 1.25" to 2" Dia. Masts	17.34	15.95	14.57	CALL
HGX-PMT15	Indoor Antenna Mounting Kit - Compact Metal Tilt & Swivel	15.07	13.86	12.66	CALL
HGX-PMT23	Heavy Duty Angled Mast Antenna Mount	13.77	12.67	11.57	CALL
HGX-PMT26	Antenna Array Pole Mount Kit for 120 Degree Sectorial Antennas	177.86	163.63	149.40	CALL
HGX-PMT31	Sector Panel Antenna Replacement Mounting Hardware	64.78	59.60	54.42	CALL

HGX-MMOUNT01	Ratchet Style Marine Antenna Mount	18.54	17.06	15.57	CALL
HGX-UMOUNT	Powder Coated Galvanized Steel "DSS-style" Arm-Outdoor Wall Mounting 21"	22.73	21.82	20.91	CALL
HGX-UMOUNT-10PK	Powder Coated Galvanized Steel "DSS-style" Arm-Outdoor Wall Mounting 10 Pack	168.79	162.04	155.29	CALL
HGX-UMOUNT01	Powder Coated Galvanized Steel "DSS-style" Arm-Outdoor Wall Mounting 26.7"	23.18	22.25	21.33	CALL
HGX-UMOUNT01-10PK	Powder Coated Galvanized Steel "DSS-style" Arm-Outdoor Wall Mounting 10 Pack	176.13	169.08	162.04	CALL
HGX-UMOUNT02	Ceiling/Wall Mount for 4.5" Sq. and 8.5" Sq. Patch Antennas	21.60	20.74	19.87	CALL
HGX-UMOUNT04	Universal Corner Mounting Bracket	33.42	32.08	30.75	CALL
HGX-UMOUNT07	Universal Tube Antenna/Satellite Dish Mount	32.44	31.14	29.84	CALL

Ground Plane Antenna Converter Kit

L-com's ground plane kits allow ground dependent antennas to be used in applications where the antenna cannot be mounted on a ground plane. This allows these antennas to achieve optimum performance in these applications. This kit provides for the conversion of 800 and 900 MHz NMO mount antennas into base station antennas.

HG-GPCON-NMON	Base Station Antenna Ground Plane Converter Kit	46.15	42.46	38.77	CALL
---------------	---	-------	-------	-------	------

RET/AISG 8-Pin FS1 Type Male or Female Connectors

Remote Electrical Tilt (RET) antenna systems are designed so that wireless providers can make adjustments remotely to their antenna systems. The Antenna Interface Standards Group (AISG) has created specifications for the control interface for these types of systems. L-com now offers these FS1 type connectors for AISG applications as well as industrial control applications.

AISGM-2000	RET/AISG 8-Pin FS1 Type Connector, Male	21.50	20.64	19.78	CALL
AISGF-2000	RET/AISG 8-Pin FS1 Type Connector, Female	21.50	20.64	19.78	CALL

RET/AISG 6-Conductor Control Cable Assemblies

L-com's 6-Conductor Remote Electrical Tilt (RET)/AISG compatible control cable assemblies are terminated with Male and Female FS1 type DIN connectors. The connectors on these cable assemblies are interchangeable with Amphenol C 901 A/B/C and Binder 423 series connectors.

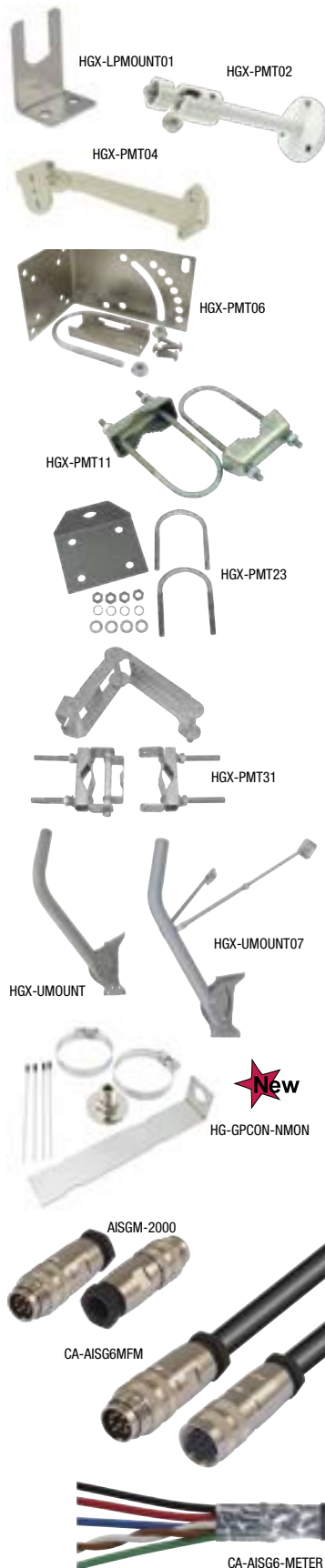
CA-AISG6MFM01	RET/AISG 6-Conductor Control Cable, Male/Female, 1.0m	173.68	168.47	163.26	CALL
CA-AISG6MFM02	RET/AISG 6-Conductor Control Cable, Male/Female, 2.0m	191.22	185.48	179.75	CALL

Item #	Description	List Price
--------	-------------	------------

6-Conductor RET/AISG Control Cable by the Meter

L-com now offers 6-Conductor Remote Electrical Tilt (RET) control cable, by the meter.

CA-AISG6-METER	6-Conductor Control Cable, per Meter	5.74
----------------	--------------------------------------	------



INTERNET of THINGS



Pressure Sensors

To support Internet of Things (IoT) applications, L-com offers a selection of pressure sensors, pressure transmitters, differential pressure sensors and level transmitters that can be used in a number of industries including Utilities, Oil & Gas, Manufacturing, Mining, Water & Wastewater, Factory Automation, Agriculture and more. These IoT sensors provide years of trouble free operation and offer excellent range, accuracy and the ability to operate in harsh environments.

Pressure is an expression of the force per unit area. A pressure sensor is a device that is used to measure the pressure of gases or liquids. Pressure sensors can also be used to indirectly measure other variables such as fluid/gas flow, speed, fluid level and altitude. Pressure sensors contain a pressure transducer that converts a measured pressure into an electrical signal. There are four types of commonly used pressure sensors – Gauge, Sealed Gauge, Differential and Absolute.

Gauge pressure sensors take atmospheric pressure as the reference point. Generally, a gauge pressure sensor has a vented tube connecting to the atmosphere making it the reference pressure point in any pressure measurement.

Sealed Gauge pressure sensors use a pre-determined pressure as the reference point. Sealed gauge pressure sensors are used in high-pressure measurements where atmospheric pressure changes have a very minor impact on the accuracy of the sensor.

Absolute pressure sensors measure pressure that is referenced to a perfect vacuum.

Differential pressure sensors measure the difference in pressure between two points. These gauges have two inlet ports (a high pressure port and a low pressure port) and each port is connected to the media whose differential pressure needs to be measured.

Pressure Transmitters use pressure sensors as the sensing element that measures the pressure in a liquid or gas. Unlike pressure sensors, a pressure transmitter also provides an output signal that is proportional to the measured pressure value on a standard electrical interface. For example, many pressure transmitters provide an output signal in a commonly used 4mA to 20mA electrical interface.

Level Transmitters use pressure sensors as the sensing element that helps determine the level of depth in a liquid. The pressure in the liquid is highly proportional to the depth of the liquid thereby enabling the pressure sensor to accurately measure the level of depth in a liquid.

Pressure Sensors - PS781

The PS781 product family is a highly stable piezo-resistive pressure sensor with wide temperature compensation and zero correction. It contains a highly stable silicon die, stainless steel 316L housing with diameter 19mm. The measured pressure is transmitted onto the silicon die through the 316L diaphragm and inner media. This transforms the measured pressure into an electrical signal. The product features:

- Gauge and Sealed Gauge pressure sensors with ranges as small as 0 to 7kPa and as large as 0 to 70MPa, based on part numbers
- Constant current / Constant Voltage power supply
- Isolated construction, enable to measure various liquids and gases
- Φ19mm standard OEM pressure sensor
- Full stainless steel 316L
- Wide temperature compensation
- Long-term stability ±0.1%FS/year

The PS781 is well suited for numerous applications including gas and liquid pressure measurements for industrial process controls, cooling and air condition systems, as well as aviation and navigation systems.

Item #	Description	List Price
PS781-02GOL1	Highly Stable Pressure Sensor, 0-70kPa, Gauge, Compensated, 19 mm Diameter	59.99
PS781-03GOL1	Highly Stable Pressure Sensor, 0-100kPa, Gauge, Compensated, 19 mm Diameter	59.99
PS781-07GOL1	Highly Stable Pressure Sensor, 0-200kPa, Gauge, Compensated, 19 mm Diameter	59.99
PS781-08GOL1	Highly Stable Pressure Sensor, 0-350kPa, Gauge, Compensated, 19 mm Diameter	59.99
PS781-09GOL1	Highly Stable Pressure Sensor, 0-700kPa, Gauge, Compensated, 19 mm Diameter	59.99
PS781-0AGOL1	Highly Stable Pressure Sensor, 0-35kPa, Gauge, Compensated, 19 mm Diameter	59.99
PS781-0BGOL1	Highly Stable Pressure Sensor, 0-20kPa, Gauge, Compensated, 19 mm Diameter	59.99
PS781-0CGOL1	Highly Stable Pressure Sensor, 0-7kPa, Gauge, Compensated, 19 mm Diameter	63.99
PS781-10GOL1	Highly Stable Pressure Sensor, 0-1,000kPa, Gauge, Compensated, 19 mm Diameter	59.99
PS781-12GOL1	Highly Stable Pressure Sensor, 0-2MPa, Gauge, Compensated, 19 mm Diameter	59.99
PS781-13GOL1	Highly Stable Pressure Sensor, 0-3.5MPa, Gauge, Compensated, 19 mm Diameter	59.99
PS781-14SOL1	Highly Stable Pressure Sensor, 0-7MPa, Sealed Gauge, Compensated, 19 mm Diameter	59.99
PS781-15SOL1	Highly Stable Pressure Sensor, 0-10MPa, Sealed Gauge, Compensated, 19 mm Diameter	59.99
PS781-17SOL1	Highly Stable Pressure Sensor, 0-20MPa, Sealed Gauge, Compensated, 19 mm Diameter	59.99
PS781-18SOL1	Highly Stable Pressure Sensor, 0-35MPa, Sealed Gauge, Compensated, 19 mm Diameter	59.99
PS781-19SOL1	Highly Stable Pressure Sensor, 0-70MPa, Sealed Gauge, Compensated, 19 mm Diameter	59.99



Pressure Sensor - PS783

The PS783 product family is a highly stable piezo-resistive pressure sensor with wide temperature compensation and zero correction. The product features:

- Gauge and Sealed Gauge pressure sensors with ranges as small as 0 to 200kPa and as large as 0 to 70MPa, based on part numbers
- Constant current / Constant Voltage power supply
- Isolated construction, enable to measure various liquids and gases
- With cap Φ16.8mm standard OEM pressure sensor
- Full stainless steel 316L
- Wide temperature compensation
- Long-term stability ±0.1%FS/year

The PS783 is well suited for numerous applications including gas and liquid pressure measurements for industrial process controls, cooling and air condition systems, as well as aviation and navigation systems.

PS783-107GL1	Pressure Sensor, 0-200 kPa, Gauge, Compensated, with Cap 16.8mm Diameter	63.99
PS783-108GL1	Pressure Sensor, 0-350 kPa, Gauge, Compensated, with Cap 16.8mm Diameter	63.99
PS783-109GL1	Pressure Sensor, 0-700 kPa, Gauge, Compensated, with Cap 16.8mm Diameter	63.99
PS783-110GL1	Pressure Sensor, 0-1 MPa, Gauge, Compensated, with Cap 16.8mm Diameter	63.99
PS783-112GL1	Pressure Sensor, 0-2 MPa, Gauge, Compensated, with Cap 16.8mm Diameter	63.99
PS783-113GL1	Pressure Sensor, 0-3.5 MPa, Gauge, Compensated, with Cap 16.8mm Diameter	63.99
PS783-114SL1	Pressure Sensor, 0-7 MPa, Sealed Gauge, Compensated, with Cap 16.8mm Diameter	63.99
PS783-115SL1	Pressure Sensor, 0-10 MPa, Sealed Gauge, Compensated, with Cap 16.8mm Diameter	63.99
PS783-117SL1	Pressure Sensor, 0-20 MPa, Sealed Gauge, Compensated, with Cap 16.8mm Diameter	63.99
PS783-118SL1	Pressure Sensor, 0-35 MPa, Sealed Gauge, Compensated, with Cap 16.8mm Diameter	63.99
PS783-119SL1	Pressure Sensor, 0-70 MPa, Sealed Gauge, Compensated, with Cap 16.8mm Diameter	63.99



Differential Pressure Sensor - PD790

The PD790 product family is a highly stable and reliable piezo-resistive pressure sensor with wide temperature compensation and zero correction. It contains a highly stable silicon die, stainless steel 316L housing with diameter 19mm. The measured differential pressure is transmitted onto the silicon die through the 316L diaphragm and inner media. This transforms the measured pressure into an electrical signal. The product features:

- Differential pressure sensor with ranges as small as 0 to 35kPa and as large as 0 to 3.5MPa, based on part numbers
- Constant current / Constant Voltage power supply
- Isolated construction, enable to measure various liquids and gases
- Φ19mm standard OEM pressure sensor
- Full stainless steel 316L
- Long-term stability ±0.3%FS/year

The PD790 is well suited for numerous applications including gas and liquid pressure measurements for industrial process controls, and venture and eddy-current flow meters.

PD790-02M2	Pressure Sensor, 0-70 kPa, Stainless 316L, High Static Pressure 20MPa, 1.5X Overpressure	333.00
PD790-03M2	Pressure Sensor, 0-100 kPa, Stainless 316L, High Static Pressure 20MPa, 1.5X Overpressure	333.00
PD790-07M2	Pressure Sensor, 0-200 kPa, Stainless 316L, High Static Pressure 20MPa, 1.5X Overpressure	333.00
PD790-08M2	Pressure Sensor, 0-350 kPa, Stainless 316L, High Static Pressure 20MPa, 1.5X Overpressure	333.00
PD790-09M2	Pressure Sensor, 0-700 kPa, Stainless 316L, High Static Pressure 20MPa, 1.5X Overpressure	333.00
PD790-0AM2	Pressure Sensor, 0-35 kPa, Stainless 316L, High Static Pressure 20MPa, 1.5X Overpressure	333.00
PD790-10M2	Pressure Sensor, 0-1 MPa, Stainless 316L, High Static Pressure 20MPa, 1.5X Overpressure	333.00
PD790-12M2	Pressure Sensor, 0-2 MPa, Stainless 316L, High Static Pressure 20MPa, 1.5X Overpressure	333.00
PD790-13M2	Pressure Sensor, 0-3.5 MPa, Stainless 316L, High Static Pressure 20MPa, 1.5X Overpressure	333.00



Pressure Sensors - PS8808

The PS8808 Digital Output Pressure Transducer product family is a piezoresistive pressure sensor with 316L stainless steel corrugated diaphragm and isolated oil-filling construction. The sensing package utilizes silicone oil to transfer pressure from the 316L stainless steel diaphragm to the sensing die. The pressure is transformed to an analog electrical signal. With an integrated circuit for temperature compensation and nonlinear correction, it provides output data conforming to I²C interface protocol. The product features:

- Gauge pressure sensor with ranges as small as 0 to 10kPa and as large as 0 to 3.5MPa, based on part numbers
- Constant current / Constant Voltage power supply
- Isolated construction, enable to measure various liquids and gases
- Full stainless steel 316L
- Long-term stability ±0.3%FS/year

The PS8808 is well suited for numerous applications including gas and liquid pressure measurements for industrial process control, cooling and air conditioning systems, as well as aviation and navigation systems.



Item #	Description	List Price
PS8808-1000k3CBNG	Pressure Sensor, 0-1MPa, Gauge, 3.3VDC, I2C Signal	87.50
PS8808-100k3CBNG	Pressure Sensor, 0-100kPa, Gauge, 3.3VDC, I2C Signal	87.50
PS8808-10k3CBNG	Pressure Sensor, 0-10kPa, Gauge, 3.3VDC, I2C Signal	87.50
PS8808-1600k3CBNG	Pressure Sensor, 0-1.6MPa, Gauge, 3.3VDC, I2C Signal	87.50
PS8808-2000k3CBNG	Pressure Sensor, 0-2MPa, Gauge, 3.3VDC, I2C Signal	87.50
PS8808-200k3CBNG	Pressure Sensor, 0-200kPa, Gauge, 3.3VDC, I2C Signal	87.50
PS8808-3500k3CBNG	Pressure Sensor, 0-3.5MPa, Gauge, 3.3VDC, I2C Signal	87.50
PS8808-350k3CBNG	Pressure Sensor, 0-350kPa, Gauge, 3.3VDC, I2C Signal	87.50
PS8808-35k3CBNG	Pressure Sensor, 0-35kPa, Gauge, 3.3VDC, I2C Signal	87.50
PS8808-700k3CBNG	Pressure Sensor, 0-700kPa, Gauge, 3.3VDC, I2C Signal	87.50

Pressure Transmitter - PT989

The PT989 product family is a highly stable and reliable pressure transmitter with span and zero correction. PT989 pressure transmitter comes in a compact size, and is lightweight and stable. The product features:

- Gauge and Sealed Gauge pressure transmitters with ranges as small as 0 to 5psi and as large as 0 to 5000psi, based on part numbers
- Constant current / Constant Voltage power supply
- Isolated construction, enable to measure various liquids and gases
- Full stainless steel 316L
- Long-term stability ±0.3%FS/year

The PT989 is well suited for numerous applications in metallurgy, mining, chemicals, water supply and waste management.



PT989100PV1E22B1C10G	Pressure Transmitter, 0-100psi, 4-20mA out, 11-28V, Stainless 316L, NPT1/2 M, DIN43650, Plug, Gauge	337.00
PT989-100PV1J22B1C10G	Pressure Transmitter, 0-100psi, 0-5V out, 24V, Stainless 316L, NPT1/2 M, DIN43650, Plug, Gauge	337.00
PT989100PV6K22B1C10G	Pressure Transmitter, 0-100psi, 0.5-4.5V out, 5V, Stainless 316L, NPT1/2 M, DIN43650, Plug, Gauge	337.00
PT989-15PV1E22B1C10G	Pressure Transmitter, 0-15psi, 4-20mA out, 11-28V, Stainless 316L, NPT1/2 M, DIN43650, Plug, Gauge	337.00
PT989-15PV1J22B1C10G	Pressure Transmitter, 0-15psi, 0-5V out, 11-28V, Stainless 316L, NPT1/2 M, DIN43650, Plug, Gauge	337.00
PT989-15PV6K22B1C10G	Pressure Transmitter, 0-15psi, 0.5-4.5V out, 5V, Stainless 316L, NPT1/2 M, DIN43650, Plug, Gauge	337.00
PT989200PV1E22B1C10G	Pressure Transmitter, 0-200psi, 4-20mA out, 11-28V, Stainless 316L, NPT1/2 M, DIN43650, Plug, Gauge	337.00
PT989-200PV1J22B1C10G	Pressure Transmitter, 0-200psi, 0-5V out, 24V, Stainless 316L, NPT1/2 M, DIN43650, Plug, Gauge	337.00
PT989200PV6K22B1C10G	Pressure Transmitter, 0-200psi, 0.5-4.5V out, 5V, Stainless 316L, NPT1/2 M, DIN43650, Plug, Gauge	337.00
PT989-30PV1E22B1C10G	Pressure Transmitter, 0-30psi, 4-20mA out, 11-28V, Stainless 316L, NPT1/2 M, DIN43650, Plug, Gauge	337.00
PT989-30PV1J22B1C10G	Pressure Transmitter, 0-30psi, 0-5V out, 11-28V, Stainless 316L, NPT1/2 M, DIN43650, Plug, Gauge	337.00
PT989-30PV6K22B1C10G	Pressure Transmitter, 0-30psi, 0.5-4.5V out, 5V, Stainless 316L, NPT1/2 M, DIN43650, Plug, Gauge	337.00
PT989-5000PV1J22B1C10S	Pressure Transmitter, 0-5kpsi, 0-5V out, 24V, SS 316L, NPT1/2 M, DIN43650, Plug, Sealed Gauge	337.00
PT989-5kPV1E22B1C10S	Pressure Transmitter, 0-200psi, 4-20mA out, 11-28V, SS 316L, NPT1/2 M, DIN43650, Plug, Sealed Gauge	337.00
PT989-5kPV6K22B1C10S	Pressure Transmitter, 0-5kpsi, 0.5-4.5V out, 5V, SS 316L, NPT1/2 M, DIN43650, Plug, Sealed Gauge	337.00
PT989-5PV1E22B1C10G	Pressure Transmitter, 0-5psi, 4-20mA out, 11-28V, Stainless 316L, NPT1/2 M, DIN43650, Plug, Gauge	337.00
PT989-5PV1J22B1C10G	Pressure Transmitter, 0-5psi, 0-5V out, 11-28V, Stainless 316L, NPT1/2 M, DIN43650, Plug, Gauge	337.00
PT989-5PV6K22B1C10G	Pressure Transmitter, 0-5psi, 0.5-4.5V out, 5V, Stainless 316L, NPT1/2 M, DIN43650, Plug, Gauge	337.00

Level Transmitter - LT989W

The LT989W product family is a highly stable, reliable and fully sealed submersible level transmitter. LT989W level transmitter comes in a compact size, and is lightweight and stable. The product features:

- Level ranges as small as 0 to 5m and as large as 0 to 100m, based on part numbers
- Sensor housing IP68
- Isolated construction, enable to measure various media
- Stainless steel
- Long-term stability ±20mmH2O/year

The LT989W is well suited for numerous applications in metallurgy, mining, chemicals, water supply and waste management.



LT989W-100M105V1E22	Level Transmitter, 0-100mH2O/OIL 0.5%, 4-20mA out, 11-28V, Stainless 316L, 105m Polyethylene	454.00
LT989W-100M105V6K22	Level Transmitter, 0-100mH2O/OIL 0.5%, 0.5-4.5V out, Stainless 316L, 105m Polyethylene,	454.00
LT989W-10M15V1E22	Level Transmitter, 0-10mH2O/OIL 0.5%, 4-20mA out, 11-28V, Stainless 316L, 15m Polyethylene	364.00
LT989W-10M15V6K22	Level Transmitter, 0-10mH2O/OIL 0.5%, 0.5-4.5V out, Stainless 316L, 10m Polyethylene,	364.00
LT989W-15M20V1E22	Level Transmitter, 0-15mH2O/OIL 0.5%, 4-20mA out, 11-28V, Stainless 316L, 20m Polyethylene	369.00
LT989W-15M20V6K22	Level Transmitter, 0-15mH2O/OIL 0.5%, 0.5-4.5V out, Stainless 316L, 20m Polyethylene,	369.00
LT989W-20M25V1E22	Level Transmitter, 0-20mH2O/OIL 0.5%, 4-20mA out, 11-28V, Stainless 316L, 25m Polyethylene	374.00
LT989W-20M25V6K22	Level Transmitter, 0-20mH2O/OIL 0.5%, 0.5-4.5V out, Stainless 316L, 25m Polyethylene,	374.00
LT989W-30M35V1E22	Level Transmitter, 0-30mH2O/OIL 0.5%, 4-20mA out, 11-28V, Stainless 316L, 35m Polyethylene	384.00
LT989W-30M35V6K22	Level Transmitter, 0-30mH2O/OIL 0.5%, 0.5-4.5V out, Stainless 316L, 35m Polyethylene,	384.00
LT989W-50M55V1E22	Level Transmitter, 0-50mH2O/OIL 0.5%, 4-20mA out, 11-28V, Stainless 316L, 55m Polyethylene	404.00
LT989W-50M55V6K22	Level Transmitter, 0-50mH2O/OIL 0.5%, 0.5-4.5V out, Stainless 316L, 55m Polyethylene,	404.00
LT989W-5M10V1E22	Level Transmitter, 0-5mH2O/OIL 0.5%, 4-20mA out, 11-28V, Stainless 316L, 10m Polyethylene	362.00
LT989W-5M10V6K22	Level Transmitter, 0-5mH2O/OIL 0.5%, 0.5-4.5V out, Stainless 316L, 10m Polyethylene,	362.00

Pressure Transmitter - PT9503

The PT9503 product family is a highly stable and reliable pressure transmitter with span and zero correction. It is a cost-effective product which adopts micro-fused technology pressure sensor and special designed amplifier circuit. With linear correction and temperature compensation, it can effectively resist water hammer effect, solve the problem of momentary overload pressure and also could meet different needs for pressure measurements and control in various environmental conditions. The product features:

- Pressure ranges as large as 0 to 2MPa, based on part numbers
- Micro-fused technology, dry-type structure
- Water hammer preventing and cracking resistant
- Temperature compensation and linear correction

The PT9503 is well suited for numerous applications in Smart Agriculture, Firefighting, irrigation, and water supply and waste management.



PT9503-1000KV6KB2C6	Pressure Transmitter, 0-1MPa, 5V Supply, 0.5-4.5V signal, Cable Electrical Connection NPT1/4 M	84.99
PT9503-1600KV6KB2C6	Pressure Transmitter, 0-1.6MPa, 5V Supply, 0.5-4.5V signal, Cable Electrical Connection NPT1/4 M	84.99
PT9503-2000KV6KB2C6	Pressure Transmitter, 0-2MPa, 5V Supply, 0.5-4.5V signal, Cable Electrical Connection NPT1/4 M	84.99
PT9503-600KV6KB2C6	Pressure Transmitter, 0-0.6MPa, 5V Supply, 0.5-4.5V signal, Cable Electrical Connection NPT1/4 M	84.99

Item #	Description	List Price
--------	-------------	------------

L-com USB Wireless Adapter

The L-com WLAN-LCUSB2458 USB wireless adapter is designed to provide high-speed and unrivaled wireless performance for your PC or Laptop. With a faster wireless connection, you can get better Internet service, decrease download time, improve gaming performance.

WLAN-LCUSB2458	L-com USB 2.0 Wireless 802.11a/b/g/n Adapter with 5 dBi Antenna	40.62
----------------	---	-------



WLAN-LCUSB2458

PLANET WDP Series 802.11ac and 802.11n Wireless Access Points

PLANET's WDP series access points supports IEEE 802.11a/b/g/n/ac dual band standards. These high speed PoE access points are feature packed and easy to setup. Order some today and move up to 802.11ac speeds.

PT-WDAP-1750AC-FCC	PLANET WDP-1750AC-FCC 1750Mbps Dual Band Wall Mount Enterprise Wireless Access Point	252.46
PT-WDAP-8350	PLANET WDP-8350 600Mbps IP66 Rated Outdoor Dual Band CPE	967.09



PT-WDAP-8350

PT-WAP-252N

PLANET CPE/Access Points

PLANET's outdoor CPE/APs are designed to provide a highly-stable, better performance and cost-effective wireless solution in outdoor wireless deployment. With the same transmission power, it offers better significant range and excellent throughput than those of the traditional wireless devices. Available in 2.4 GHz 802.11n models with internal antennas.

PT-WAP-252N	PLANET 2.4 GHz 300Mbps 802.11n Outdoor Wireless AP (IP67, 802.3af/at PoE), (2) Type N Connectors	194.29
-------------	--	--------



PT-WRE-1200-US

PLANET 802.11ac Range Extender

PLANET's WRE-1200, an 802.11ac Dual-band WiFi Range Extender with universal wall plug design is easy to install and connects to your router wirelessly. The WRE-1200 supports Gigabit Ethernet connectivity and conforms to IEEE 802.11a/b/g/n/ac Dual Band standard technology.

PT-WRE-1200-US	PLANET 1200Mbps 802.11ac Dual Band Wall Plug WiFi Range Extender	62.59
----------------	--	-------

EN-ENH1750EXT



EnGenius® 802.11ac Series Access Points/Routers/Bridges/Adapters

With speeds up to 3 times faster than 802.11n, the IEEE standard 802.11ac provides better performance and quality in wireless communications. The following wireless EnGenius products in this section all feature 802.11ac capability.

EN-ECB1750	EnGenius ECB1750 802.11ac 3 x 3 Dual-Band High-Power Access Point/Client Bridge	495.34
EN-EAP1750H	EnGenius EAP1750H 802.11ac 3 x 3 Dual-Band Ceiling-Mount Access Point/WDS	432.43
EN-ENS1200	EnGenius ENS1200 802.11ac Dual-Band AC1200 Outdoor Access Point	416.79
EN-ENS1750	EnGenius ENS1750 802.11ac Dual-Band AC1750 Outdoor Access Point	520.99
EN-ENH1750EXT	EnGenius ENH1750EXT 802.11ac High-Power, Long-Range, Ruggedized 3 x 3 Dual-Band AC1750 Outdoor Access Point	1121.61



EN-EPG600

EnGenius® Cloud IoT Routers and Gateways

EnGenius Cloud Internet of Things (IoT) Solutions are designed to make your family, your home or your business more secure; the way you communicate effortless and less costly; your music, photos, video and documents safer and quicker to store and retrieve.

EN-EPG600	EnGenius EPG600 Intelligent Phone Gateway	156.29
EN-EPG5000	EnGenius EPG5000 Dual-Band IoT Intelligent Cloud Gateway	187.55
EN-EBK1000	EnGenius EBK1000 EnGuardian Kit with HD720P IP Camera and Dual-Band IoT Gateway	333.43



EN-EPG5000



EN-EBK1000

EnGenius® ENH Series Outdoor Access Point/Client Bridge

The ENH series Business-Class Long-Range Wireless-N Outdoor Access Point/Client Bridge is an affordable, high-performance, secure wireless networking solution. Designed for outdoor deployments that require secure and robust wireless coverage.

EN-ENH210	EnGenius ENH210 802.11n 2.4GHz Wireless Outdoor Access Point/Client Bridge	291.76
EN-ENH500	EnGenius ENH500 Long Range 11n 5GHz Wireless Outdoor Access Point/Client Bridge	113.82
EN-ENH710EXT	EnGenius ENH710EXT High-Powered, Dual Band Ruggedized N600 Outdoor Access Point	550.49
EN-ENH900EXT	EnGenius ENH900EXT 802.11b/g/n Dual-Band 3 x 3 Ruggedized Outdoor Access Point/Client Bridge	812.76



EN-ENH500



EN-ENS202EXT

EnGenius® ENS Series Outdoor Access Point/Client Bridge

The ENS series is a long-range Wireless-N Outdoor Access Point/Client Bridge operating in the 2.4/5 GHz frequency bands at data rates of 300Mbps. ENS high power output of up to 400mW is ideal for high-speed wireless connection for building-to-building deployments.

EN-ENS202	EnGenius ENS202 High-Powered, Long-Range 2.4 GHz Wireless N300 Outdoor Client Bridge	94.67
EN-ENS202EXT	EnGenius ENS202EXT High-Powered, Long-Range 2.4 GHz Wireless N300 Outdoor Access Point	110.91

802.11 Wireless Standards - Commonly Known as WiFi

IEEE Standard	802.11a	802.11b	802.11g	802.11n	802.11ac
Year Adopted	1999	1999	2003	2009	2014
Frequency	5 GHz	2.4 GHz	2.4 GHz	2.4/5 GHz	5 GHz
Max. Data Rate	54 Mbps	11 Mbps	54 Mbps	600 Mbps	1 Gbps
Typical Range Indoors*	100 ft.	100 ft.	125 ft.	225 ft.	90 ft.
Typical Range Outdoors*	400 ft.	450 ft.	450 ft.	825 ft.	1,000 ft.

*Range estimates are typical and require line of sight.




RF FILTERS/SPLITTERS

What are RF Filters?

RF Filters reduce out of band interference and improve performance of co-located equipment. An RF Filter will only pass the signal within the frequency band and channel of interest and reduce the interference of signals outside your channel. Interference is usually caused by transmission sources near the channel you are transmitting on.

L-com's RF Filters are available in full band versions or fixed channel versions and provide excellent adjacent channel rejection. All filters feature rugged aluminum construction and are available for indoor or outdoor applications.

Typical RF Filter Application




2.4 GHz Bandpass Channel Filter Application

What are RF Splitters/Combiners?

An RF Splitter/Combiner is a transmission component which divides or combine signals between two or more ports. Typically they are used for connecting more than one antenna to a single radio and can also be used to connect multiple radios to a single antenna using the same frequency.

Typical RF Splitter Application




4-Way Signal Splitter Application


What are RF Diplexers?

An RF Diplexer is a device that combines two signals onto a single transmission line. In general the two signals operate at different frequencies. L-com's Diplexers are designed to split 2.4 GHz and 5 GHz from a single radio feed to separate 2.4 GHz and 5 GHz antennas. Many dual-band 802.11a/b/g radios share a single antenna. These devices split these signals so that two separate 2.4 GHz and 5 GHz antennas can be used to improve performance. In addition, L-com Diplexers can also be used to combine 2.4 GHz or 5 GHz signals onto a single cable.

Typical RF Diplexer Applications



Dual Band Radio Application



Dual Band Antenna Application

Item #	Style	Description	1-9	10-24	25-99	100+
--------	-------	-------------	-----	-------	-------	------

800-2600 MHz Broadband Signal Splitters

SCW02N-1	72	2-Way, Type N Female Connectors	121.14	113.87	106.60	CALL
SCW03N	72	3-Way, Type N Female Connectors	81.87	75.32	68.77	CALL
SCW04N	72	4-Way, Type N Female Connectors	106.06	97.58	89.09	CALL

900 MHz Signal Splitters

SC902N	74	2-Way, Type N Female Connectors	90.71	83.45	76.20	CALL
SC903N	74	3-Way, Type N Female Connectors	91.12	83.83	76.54	CALL

2.4 GHz Signal Splitters

SC2402N	73	2-Way, Type N Female Connectors	66.65	61.32	55.99	CALL
SC2402RTM	73	2-Way, RP-TNC Jack Connectors	85.76	78.90	72.04	CALL
SC2403N	74	3-Way, Type N Female Connectors	87.32	80.33	73.35	CALL
SC2403RTM	74	3-Way, RP-TNC Jack Connectors	101.36	93.25	85.14	CALL
SC2404N	74	4-Way, Type N Female Connectors	90.54	83.30	76.05	CALL

3.5 GHz Signal Splitters

SC3502N	73	2-Way, Type N Female Connectors	75.56	69.52	63.47	CALL
SC3504N	74	4-Way, Type N Female Connectors	95.18	87.57	79.95	CALL

5.8 GHz Signal Splitters

SC5802N	73	2-Way, Type N Female Connectors	129.77	119.39	109.01	CALL
SC5804N	74	4-Way, Type N Female Connectors	210.13	193.32	176.51	CALL

900 MHz Full Band Ultra High Q 4-Pole Indoor and Outdoor Bandpass Filters

L-com's 900 MHz 4-Pole ultra-high Q full band filters are designed for full band applications. By reducing interference outside the 915 MHz band such as from cellular and paging signals, improved performance in noisy environments can be achieved.

BPF900	75	4-Pole, Indoor, Full Band	134.62	126.54	118.47	CALL
BPF900A	77	4-Pole, Outdoor, Full Band	200.03	188.03	176.03	CALL

2.4 GHz 802.11b/g Compatible Ultra High Q 4-Pole and 8-Pole WiFi Bandpass Channel Filters

L-com's indoor and outdoor 2.4 GHz ultra-high Q WiFi channel filters are ideal for co-located equipment installations. Available in seven versions for channels 1, 3, 6, 9, 11, 13 and 14, they provide excellent adjacent channel rejection. By reducing interference from both inside and outside the band, improved performance of co-located equipment can be achieved.

2.4 GHz Filters

BPF24-401	75	4-Pole, Indoor, Channel 1	98.57	92.66	86.74	CALL
BPF24-403	75	4-Pole, Indoor, Channel 3	98.57	92.66	86.74	CALL
BPF24-406	75	4-Pole, Indoor, Channel 6	98.57	92.66	86.74	CALL
BPF24-409	75	4-Pole, Indoor, Channel 9	98.57	92.66	86.74	CALL
BPF24-411	75	4-Pole, Indoor, Channel 11	98.57	92.66	86.74	CALL
BPF24-801	76	8-Pole, Indoor, Channel 1	133.49	125.48	117.47	CALL
BPF24-801A	80	8-Pole, Outdoor, Channel 1	174.72	164.24	153.75	CALL
BPF24-803	76	8-Pole, Indoor, Channel 3	133.50	125.49	117.48	CALL
BPF24-806	76	8-Pole, Indoor, Channel 6	133.49	125.48	117.47	CALL
BPF24-806A	80	8-Pole, Outdoor, Channel 6	172.01	161.69	151.37	CALL
BPF24-809	76	8-Pole, Indoor, Channel 9	129.71	121.93	114.14	CALL
BPF24-809A	80	8-Pole, Outdoor, Channel 9	174.72	164.24	153.75	CALL
BPF24-811	76	8-Pole, Indoor, Channel 11	133.56	125.55	117.53	CALL
BPF24-811A	80	8-Pole, Outdoor, Channel 11	174.72	164.24	153.75	CALL
BPF24-813	76	8-Pole, Indoor, Channel 13	133.49	125.48	117.47	CALL
BPF24-813A	80	8-Pole, Outdoor, Channel 13	165.02	155.12	145.22	CALL
BPF24-814	76	8-Pole, Indoor, Channel 14	133.49	125.48	117.47	CALL
BPF2400	75	4-Pole, Indoor, Full Band	134.64	126.56	118.48	CALL
BPF2400A	78	4-Pole, Outdoor, Full Band	198.07	186.19	174.30	CALL

4.9 GHz and 5.8 GHz Full Band Ultra High Q 4-Pole Bandpass Filters

L-com's 4.9 GHz and 5.8 GHz 4-Pole ultra high Q full band channel filters are ideal for co-located equipment installations. These filters are designed for full band applications. By reducing interference outside the respective bands (4900 MHz or 5800 MHz depending on model), improved performance on the co-located equipment can be achieved.

4.9 GHz Filters

BPF4900A	77	4-Pole, Outdoor/Indoor, Full Band	196.10	184.33	172.57	CALL
----------	----	-----------------------------------	--------	--------	--------	------

5.8 GHz Filters

BPF5800A	77	4-Pole, Outdoor/Indoor, Full Band	200.02	188.02	176.02	CALL
----------	----	-----------------------------------	--------	--------	--------	------


2.4/5 GHz Diplexers

L-com's 2.4/5 GHz diplexers are designed to split 2.4 GHz and 5 GHz from a single radio feed to separate 2.4 GHz and 5 GHz antennas. They can also be used to combine those frequencies into a single cable. Our diplexers are available for indoor and outdoor applications and feature Type N Female connectors.

DP245-NF	73	2.4/5 GHz, Outdoor, Type N Female Connectors	85.26	78.44	71.62	CALL
DP2458-NF	79	2.4/5 GHz, Indoor, Type N Female Connectors	178.30	164.04	149.77	CALL

Accessories

ANM-TERM1		Type N Male, 50 Ohm Terminator, 0-6 GHz	11.22	10.32	9.42	CALL
HGX-PMT14		Splitter Mast Mount Kit, 1-1/4" (3.2cm) to 2" (5.1cm) Diameter	17.34	15.95	14.57	CALL
HGX-AMOUNT02		Splitter Wall/Enclosure Mounting Kit	20.04	18.44	16.83	CALL



"STYLE" refers to type of enclosure in series.



WEATHERPROOF INDUSTRIAL ENCLOSURES

Ideal for Wired and Wireless Applications

L-com's Weatherproof Industrial Enclosures are ideal for Municipal/State/Federal wired and remote sensor applications (Water Management, Traffic controls,

Utility monitoring stations, etc.); secure WLAN WiFi equipment installations; Industrial Data and Control Systems in factories and manufacturing plants; SCADA applications and field installations; indoor and outdoor or hot and cold temperature environments where equipment and critical systems need power, connectivity, protection and security for the system operator. They are also great for solar powered applications, use in corrosive environments, sub-zero installations for monitoring and reporting, hotspot applications and protection of equipment from theft or

damage. Available with the widest range of enclosure options including heat, cooling and Power over Ethernet interfaces of anyone in the industry. In addition to our standard enclosure products listed below, we can custom manufacture enclosures based on customer requirements for large-scale projects. L-com enclosures offer the quality built, professionally integrated NEMA Enclosures for the systems user with the largest "OFF-THE-SHELF" configured enclosures product offerings of any supplier in the world.

Industrial NEMA Enclosures

Industrial NEMA Enclosures from L-com are extremely configurable to meet your EXACT equipment protection needs.

- With weatherproofing for climate and environmental protection
- For outdoor and indoor applications
- To operate in hot and/or cold temperatures
- With the ability to withstand harsh environments
- To protect electrical and/or electronic equipment
- For wired or wireless technologies
- To deploy and secure equipment
- To deliver power and data to equipment

Many Standard Configurations Available

Starting from simple enclosures to powered enclosures with cooling and heat, L-com makes it easy to find the exact enclosure you need from our standard selection.

L-com Custom Modifications

In most cases, our standard enclosures can be adapted with options or custom modifications to suit a customer's specific need. Below is a sampling of the many alterations that L-com can provide:

- Any number of ports added to the enclosure
- Ports can be of any specific size to accommodate both data and power feeds
- Custom cut-outs for glands, etc.
- Mounting plates and brackets (metallic or non-metallic)
- Pre-wired and/or pre-terminated enclosures
- Temperature controls for setting heating and cooling to maintain a desired temperature
- Custom insulation
- Specific color requirements
- Digital Printing is available on our FRP line of enclosures. www.l-com.com/multimedia/datasheets/DS_DIGITAL-PRINTING.PDF

L-com Enclosure Benefits

Our Industrial NEMA Enclosures are the most flexible and configurable in the industry. Choose from our huge selection of standard sizes and features or we can provide a custom enclosure for you.

- Largest selection of models available
- More options than you'll find elsewhere
- Fiberglass (FRP), plastic ABS, Polycarbonate and metallic enclosures offered
- Competitively priced for high value/performance ratio
- Quick turn-around time for custom modifications
- Ability to include enclosures as part of a total L-com "Engineered Solution", where other L-com products and engineering services are employed to deliver a product or system solution for your specific application

L-com's NEMA ENCLOSURE

NEMA and weatherproof enclosure products feature ABS, Fiberglass and Steel NEMA rated designs and are available with a wide range of sizes and options including: heat, cooling, AC or DC power, and Power over Ethernet (PoE) interfaces.

DEFAULT TEMPERATURE SETTING	ON	OFF
UL Solid State Fan Controller Temp Range	93°F / 34°C	84°F / 29°C
UL Model Solid State Heater Controller Temp Range	16°F / -9°C	25°F / -4°C
PoE & Non-UL Fan only Solid State Fan Controller Temp Range	90°F / 32°C	81°F / 27°C
Power Saver Model Fan# 2 Solid State Fan Controller Temp Range	100°F / 38°C	91°F / 33°C
Heater only Solid State Heater Controller Temp Range	40°F / 4°C	49°F / 9°C
Mechanical Fan Thermostat Controller Temp Range	120°F / 49°C	90°F / 32°C
Mechanical Heater Thermostat Controller Temp Range	40°F / 4°C	60°F / -15°C

NEMA/IEC

NEMA, (National Electrical Manufacturers Association) and the IEC (International Electrotechnical Commission) are two standards groups, which have devised two different rating systems for enclosures, which define the enclosures resistance to dust, moisture, water immersion and ice. The IEC rating is referred to as the IP or Ingress Protection rating. The table below outlines NEMA and IEC IP enclosure ratings. This chart only works in one direction from NEMA to IEC. An IP rating only considers protection against ingress of solid foreign objects and ingress of water.

NEMA enclosure type no.	ENCLOSURE CONSTRUCTION DEFINITIONS	IEC enclosure class
1	Enclosures constructed for indoor use to provide a degree of protection to personnel against access to hazardous parts and to provide a degree of protection of the equipment inside the enclosure against ingress of solid foreign objects (falling dirt).	IP20
2	Enclosures constructed for indoor use to provide a degree of protection to personnel against access to hazardous parts; to provide a degree of protection of the equipment inside the enclosure against ingress of solid foreign objects (falling dirt); and to provide a degree of protection with respect to harmful effects on the equipment due to the ingress of water (dripping and light splashing).	IP22
3	Enclosures constructed for either indoor or outdoor use to provide a degree of protection to personnel against access to hazardous parts; to provide a degree of protection of the equipment inside the enclosure against ingress of solid foreign objects (falling dirt and windblown dust); to provide a degree of protection with respect to harmful effects on the equipment due to the ingress of water (rain, sleet, snow); and that will be undamaged by the external formation of ice on the enclosure.	IP55
3R	Enclosures constructed for either indoor or outdoor use to provide a degree of protection to personnel against access to hazardous parts; to provide a degree of protection of the equipment inside the enclosure against ingress of solid foreign objects (falling dirt); to provide a degree of protection with respect to harmful effects on the equipment due to the ingress of water (rain, sleet, snow); and that will be undamaged by the external formation of ice on the enclosure.	IP24
3S	Enclosures constructed for either indoor or outdoor use to provide a degree of protection to personnel against access to hazardous parts; to provide a degree of protection of the equipment inside the enclosure against ingress of solid foreign objects (falling dirt and windblown dust); to provide a degree of protection with respect to harmful effects on the equipment due to the ingress of water (rain, sleet, snow); and for which the external mechanism(s) remain operable when ice laden.	IP55
4	Enclosures constructed for either indoor or outdoor use to provide a degree of protection to personnel against access to hazardous parts; to provide a degree of protection of the equipment inside the enclosure against ingress of solid foreign objects (falling dirt and windblown dust); to provide a degree of protection with respect to harmful effects on the equipment due to the ingress of water (rain, sleet, snow, splashing water, and hose directed water); and that will be undamaged by the external formation of ice on the enclosure.	IP66
4X	Enclosures constructed for either indoor or outdoor use to provide a degree of protection to personnel against access to hazardous parts; to provide a degree of protection of the equipment inside the enclosure against ingress of solid foreign objects (windblown dust); to provide a degree of protection with respect to harmful effects on the equipment due to the ingress of water (rain, sleet, snow, splashing water, and hose directed water); that provides an additional level of protection against corrosion; and that will be undamaged by the external formation of ice on the enclosure.	IP66
5	Enclosures constructed for indoor use to provide a degree of protection to personnel against access to hazardous parts; to provide a degree of protection of the equipment inside the enclosure against ingress of solid foreign objects (falling dirt and settling airborne dust, lint, fibers, and flyings); and to provide a degree of protection with respect to harmful effects on the equipment due to the ingress of water (dripping and light splashing).	IP53
6	Enclosures constructed for either indoor or outdoor use to provide a degree of protection to personnel against access to hazardous parts; to provide a degree of protection of the equipment inside the enclosure against ingress of solid foreign objects (falling dirt); to provide a degree of protection with respect to harmful effects on the equipment due to the ingress of water (hose directed water and the entry of water during occasional temporary submersion at a limited depth); and that will be undamaged by the external formation of ice on the enclosure.	IP67
6P	Enclosures constructed for either indoor or outdoor use to provide a degree of protection to personnel against access to hazardous parts; to provide a degree of protection of the equipment inside the enclosure against ingress of solid foreign objects (falling dirt); to provide a degree of protection with respect to harmful effects on the equipment due to the ingress of water (hose directed water and the entry of water during prolonged submersion at a limited depth); that provides an additional level of protection against corrosion and that will be undamaged by the external formation of ice on the enclosure.	IP68
12	Enclosures constructed (without knockouts) for indoor use to provide a degree of protection to personnel against access to hazardous parts; to provide a degree of protection of the equipment inside the enclosure against ingress of solid foreign objects (falling dirt and circulating dust, lint, fibers, and flyings); and to provide a degree of protection with respect to harmful effects on the equipment due to the ingress of water (dripping and light splashing).	IP54
12K	Enclosures constructed (with knockouts) for indoor use to provide a degree of protection to personnel against access to hazardous parts; to provide a degree of protection of the equipment inside the enclosure against ingress of solid foreign objects (falling dirt and circulating dust, lint, fibers, and flyings); and to provide a degree of protection with respect to harmful effects on the equipment due to the ingress of water (dripping and light splashing).	IP54
13	Enclosures constructed for indoor use to provide a degree of protection to personnel against access to hazardous parts; to provide a degree of protection of the equipment inside the enclosure against ingress of solid foreign objects (falling dirt and circulating dust, lint, fibers, and flyings); to provide a degree of protection with respect to harmful effects on the equipment due to the ingress of water (dripping and light splashing); and to provide a degree of protection against the spraying, splashing, and seepage of oil and non-corrosive coolants.	IP54

NEMA RATED ENCLOSURES

Standard Enclosure Part Numbering System

The chart to the right is provided as a reference to help you understand L-com's standard enclosure part numbers. From a single number, you can obtain information such as enclosure series, size, power options and enclosure options.

Please note that all option combinations may not be available. Some option combinations may be offered as custom. Please contact our sales team to discuss your requirements.

FOOT NOTES:

- 1 = Available in NBV Series Enclosures, blank, non-power versions only
- 2 = Part numbers without Power and Enclosure Options indicate blank non-powered enclosures
- 3 = Available in NB141207 VAC Powered Series Enclosures only
- 4 = NB, NBB, NBC, NBG, NBN, NBV and NBW Series Enclosures in blank non-powered configurations are UL Listed
- 5 = Available in NBG Series Enclosures, blank, non-powered versions only

ENCLOSURE SERIES		ENCLOSURE SIZE		POWER OPTIONS		ENCLOSURE OPTIONS	
CODE	DESCRIPTION	CODE	SIZE (HxWxD Inches)	CODE	OPTIONS	CODE	OPTIONS
NB	Gray FRP w/SS Hinge & Latch	533	5 x 3 x 3'	0	Non-Powered	V	Vented
NBB	Black FRP w/SS Hinge & Latch	553	5 x 5 x 3'	1	120 VAC	H	Heater
NBC	Gray FRP w/Corner Screws	554	5 x 5 x 4'	2	240 VAC	F	Cooling Fan(s)
NBE	Gray ABS w/ABS Hinge & Latch (Economy Enclosure)	060604	6 x 6 x 4	4	Power-over-Ethernet (PoE)	S	Solid State Heat/Fan Controller
NBG	Gray FRP w/FRP Hinge & SS Latch	733	7 x 3 x 3'	5	12 VDC	D	Dual Fans
NBMS	Mild (Carbon Steel) Painted Gray with Stainless Steel Latches	753	7 x 5 x 3'	E	Universal Power Outlet	N	Insulated (Sub-Zero Applications)
NBN	Gray FRP w/FRP Hinge & Corner Screw	755	7 x 5 x 5'			AF	PoE 802.3af Compliant
NBP	Gray ABS w/ABS Hinge & Latch	773	7 x 7 x 3'			T	Includes Terminal Block
NBPC	Dark Gray Polycarbonate with Stainless Steel Latches	080604	8 x 6 x 4			DR	Includes DIN Mounting Rails
NBS	Carbon Steel (Painted Gray) w/SS Hinge & Clamps	100805	10 x 8 x 5			UL	UL Listed Enclosure ^{3,4}
NBSS	Brushed Stainless Steel with Stainless Steel Latch	121005	12 x 10 x 5			KIT	Non-Powered w/Blank Aluminum Plate
NBV	Gray Valox® w/Non-Metallic Corner Screws	121007	12 x 10 x 7			KIT01	Non-Powered w/Blank Non-Metallic Plate
NBW	Gray FRP w/SS Hinge & Latch (Windowed Lid)	141004	14 x 10 x 4				
NBBW	Black FRP w/SS Hinge & Latch (Windowed Lid)	141006	14 x 10 x 6				
			14 x 12 x 6				
			14 x 12 x 7				
			16 x 14 x 6				
			18 x 16 x 8				
			20 x 16 x 11				
			24 x 16 x 9 ⁵				

KEY

- SS = Stainless Steel
- FRP = Fiberglass Reinforced Polyester
- ABS = Acrylonitrile Butadiene Styrene

PART NUMBER KEY

N B N 1 4 1 2 0 7 - 1 H F S

- ENCLOSURE SERIES
2-4 CHARACTERS
- ENCLOSURE SIZE
6 CHARACTERS
- POWER OPTIONS²
1 CHARACTER
- ENCLOSURE OPTIONS²
2-5 CHARACTERS

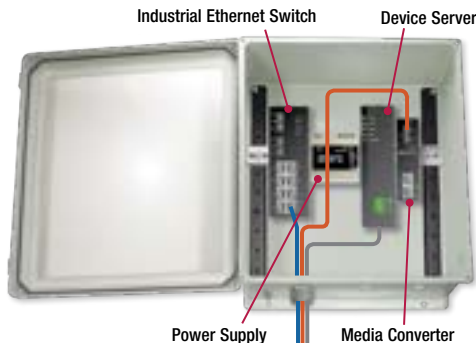
L-com Industrial Enclosures - Designed to Address all your Wired and Wireless Networking Applications

The examples below show just two of the many ways these enclosures can be utilized.

Model: NBW181608-00DR

18x16x8 Inch Windowed Enclosure with DIN Rails


This model features a lid with a Lexan window which provides visibility of the internal equipment inside the enclosure. The DIN rails provide mounting points for DIN mountable equipment, such as the Ethernet equipment shown in this example.



Model: NB141207-10F

14x12x7 Inch Enclosure with Cooling Fan

This model features four standard surge protected 120 VAC outlets and a terminal strip to supply power to internal equipment. The thermostat-controlled cooling fan provides high airflow and allows air to be pushed or pulled through the enclosure. This helps prevent overheating of the internal equipment mounted in the enclosure, such as the wireless Access Point shown in this example.



Item #	Size	Description	List Price
--------	------	-------------	------------

Standard Unmodified Enclosures

L-com's non-powered NEMA rated enclosures are perfect for housing both wired and wireless communications equipment. They are available in Valox®, FRP (Fiberglass Reinforced Polyester), ABS (Plastic) and Carbon Steel.

NBV533	5x3x3"	Gray Valox®, Non-Powered, Non-Metallic Enclosure, Removable Cover with Non-Metallic Screws, UL Listed	40.00
NBV553	5x5x3"	Gray Valox®, Non-Powered, Non-Metallic Enclosure, Removable Cover with Non-Metallic Screws, UL Listed	46.00
NBV554	5x5x4"	Gray Valox®, Non-Powered, Non-Metallic Enclosure, Removable Cover with Non-Metallic Screws, UL Listed	47.00
NBC060604	6x6x4"	Gray FRP, Non-Powered, Removable Lid, No Mounting Plate, UL Listed	103.00
NBN060604	6x6x4"	Gray FRP, Non-Powered, Non-Metallic Hinges, No Mounting Plate, UL Listed	124.00
NBV733	7x3x3"	Gray Valox®, Non-Powered, Non-Metallic Enclosure, Removable Cover with Non-Metallic Screws, UL Listed	58.00
NBV753	7x5x3"	Gray Valox®, Non-Powered, Non-Metallic Enclosure, Removable Cover with Non-Metallic Screws, UL Listed	62.00
NBV755	7x5x5"	Gray Valox®, Non-Powered, Non-Metallic Enclosure, Removable Cover with Non-Metallic Screws, UL Listed	64.00
NBV773	7x7x3"	Gray Valox®, Non-Powered, Non-Metallic Enclosure, Removable Cover with Non-Metallic Screws, UL Listed	71.00
NB080604	8x6x4"	Gray FRP, Non-Powered, No Mounting Plate, UL Listed	98.00
NBC080604	8x6x4"	Gray FRP, Non-Powered, Removable Lid, No Mounting Plate, UL Listed	103.00
NBN080604	8x6x4"	Gray FRP, Non-Powered, Non-Metallic Hinges, No Mounting Plate, UL Listed	125.00
NB100805	10x8x5"	Gray FRP, Non-Powered, No Mounting Plate, UL Listed,	105.00
NBB100805	10x8x5"	Black FRP, Non-Powered, No Mounting Plate, UL Listed	151.00
NBC100805	10x8x5"	Gray FRP, Non-Powered, Removable Lid, No Mounting Plate, UL Listed	110.00
NBN100805	10x8x5"	Gray FRP, Non-Powered, Non-Metallic Hinges, No Mounting Plate, UL Listed	131.00
NB121005	12x10x5"	Gray FRP, Non-Powered, No Mounting Plate, UL Listed	108.00
NBB121005	12x10x5"	Black FRP, Non-Powered, No Mounting Plate, UL Listed	154.00
NBC121005	12x10x5"	Gray FRP, Non-Powered, Removable Lid, No Mounting Plate, UL Listed	113.00
NBN121005	12x10x5"	Gray FRP, Non-Powered, Non-Metallic Hinges, No Mounting Plate, UL Listed	134.00
NBW121005	12x10x5"	Gray FRP, Non-Powered, Windowed Lid, No Mounting Plate	145.00
NBMS121006	12x10x6"	Gray Mild Steel, Non-Powered, No Mounting Plate	268.00
NBSS121006	12x10x6"	Brushed Stainless Steel, Non-Powered, No Mounting Plate, UL Listed	378.00
NB121007	12x10x7"	Gray FRP, Non-Powered, No Mounting Plate, UL Listed	114.98
NBE141006	14x10x6"	Gray ABS, Non-Powered, No Mounting Plate	45.00
NBC141206	14x12x6"	Gray FRP, Non-Powered, Removable Lid, No Mounting Plate, UL Listed	151.00
NBN141206	14x12x6"	Gray FRP, Non-Powered, Non-Metallic Hinges, No Mounting Plate, UL Listed	172.00
NBPC141206	14x12x6"	Dark Gray Polycarbonate, Non-Powered, No Mounting Plate, UL Listed	188.00
NBS141206	14x12x6"	Gray Carbon Steel, Non-Powered, No Mounting Plate	215.00
NB141207	14x12x7"	Gray FRP, Non-Powered, No Mounting Plate, UL Listed	118.00
NBB141207	14x12x7"	Black FRP, Non-Powered, No Mounting Plate, UL Listed	164.00
NBW141207	14x12x7"	Gray FRP, Windowed Lid, No Mounting Plate	176.00
NBBW141207	14x12x7"	Black FRP, Windowed Lid, No Mounting Plate	222.00
NBMS141207	14x12x7"	Gray Mild Steel, Non-Powered, No Mounting Plate	288.00
NBSS141207	14x12x7"	Brushed Stainless Steel, Non-Powered, No Mounting Plate, UL Listed	398.00
NB161406	16x14x6"	Gray FRP, Non-Powered, No Mounting Plate, UL Listed	178.00
NBC161406	16x14x6"	Gray FRP, Non-Powered, Removable Lid, No Mounting Plate, UL Listed	183.00
NBN161406	16x14x6"	Gray FRP, Non-Powered, Non-Metallic Hinges, No Mounting Plate, UL Listed	204.00
NB181608	18x16x8"	Gray FRP, Non-Powered, No Mounting Plate, UL Listed	185.00
NBB181608	18x16x8"	Black FRP, Non-Powered, No Mounting Plate, UL Listed	231.00
NBN181608	18x16x8"	Gray FRP, Non-Powered, Non-Metallic Hinges, No Mounting Plate, UL Listed	245.00
NBW181608	18x16x8"	Gray FRP, Windowed Lid, No Mounting Plate	313.00
NBPC181610	18x16x10"	Dark Gray Polycarbonate, Non-Powered, No Mounting Plate, UL Listed	263.00
NB201611	20x16x11"	Gray FRP, Non-Powered, No Mounting Plate, UL Listed	430.00
NBG241609	24x16x9"	Gray FRP, Non-Powered, No Mounting Plate, UL Listed	535.00



NBV533



NB080604



NBPC141206



NBBW141207



NBPC181610



NBC141206-00V



NBPC141206-02



NBPC181610-00V



NBPC181610-03V



NBC080604-KIT01

Item #	Size	Description	List Price
--------	------	-------------	------------

Modified Enclosures With Modified Mounting Plates

NB121005-01	12x10x5"	Gray FRP, Non-Powered, Aluminum Mounting Plate	173.00
NB121005-00V	12x10x5"	Gray FRP, Non-Powered, Vented Lid, Aluminum Mounting Plate	193.00

NBMS121006-01	12x10x6"	Gray Mild Steel, Non-Powered, Aluminum Mounting Plate	333.00
NBSS121006-01	12x10x6"	Brushed Stainless Steel, Non-Powered, Aluminum Mounting Plate	443.00
NBMS121006-00V	12x10x6"	Gray Mild Steel, Non-Powered, Vented Lid, Aluminum Mounting Plate	385.00
NBSS121006-00V	12x10x6"	Brushed Stainless Steel, Non-Powered, Vented Lid, Aluminum Mounting Plate	531.00

NBC141206-01	14x12x6"	Gray FRP, Non-Powered, Removable Lid, Aluminum Mounting Plate	216.00
NBPC141206-01	14x12x6"	Dark Gray Polycarbonate, Non-Powered, Aluminum Mounting Plate	253.00
NBC141206-00V	14x12x6"	Gray FRP, Non-Powered, Removable Vented Lid, Aluminum Mounting Plate	236.00
NBPC141206-00V	14x12x6"	Dark Gray Polycarbonate, Non-Powered, Vented Lid, Aluminum Mounting Plate	273.00

NB141207-01	14x12x7"	Gray FRP, Non-Powered, Aluminum Mounting Plate	183.00
NB141207-01-UL	14x12x7"	Gray FRP, Non-Powered, Aluminum Mounting Plate, UL Listed	233.00
NBMS141207-01	14x12x7"	Gray Mild Steel, Non-Powered, Aluminum Mounting Plate	353.00
NBSS141207-01	14x12x7"	Brushed Stainless Steel, Non-Powered, Aluminum Mounting Plate	463.00
NB141207-00V	14x12x7"	Gray FRP, Non-Powered, Vented Lid, Aluminum Mounting Plate	203.00
NBMS141207-00V	14x12x7"	Gray Mild Steel, Non-Powered, Vented Lid, Aluminum Mounting Plate	413.00
NBSS141207-00V	14x12x7"	Brushed Stainless Steel, Non-Powered, Vented Lid, Aluminum Mounting Plate	576.00

NB181608-01	18x16x8"	Gray FRP, Non-Powered, Aluminum Mounting Plate	253.00
NB181608-00V	18x16x8"	Gray FRP, Non-Powered, Vented Lid, Aluminum Mounting Plate	273.00

NBPC181610-01	18x16x10"	Dark Gray Polycarbonate, Non-Powered, Aluminum Mounting Plate	331.00
NBPC181610-00V	18x16x10"	Dark Gray Polycarbonate, Non-Powered, Vented Lid, Aluminum Mounting Plate	351.00

Modified Enclosures with No Mounting Plates

NB121005-02	12x10x5"	Gray FRP, Non-Powered, No Mounting Plate	138.00
-------------	----------	--	--------

NBMS121006-02	12x10x6"	Gray Mild Steel, Non-Powered, No Mounting Plate	298.00
NBSS121006-02	12x10x6"	Brushed Stainless Steel, Non-Powered, No Mounting Plate	408.00

NBC141206-02	14x12x6"	Gray FRP, Non-Powered, Removable Lid, No Mounting Plate	181.00
NBPC141206-02	14x12x6"	Dark Gray Polycarbonate, Non-Powered, Removable Lid, No Mounting Plate	218.00
NBPC141206-03V	14x12x6"	Dark Gray Polycarbonate, Non-Powered, Vented Lid, No Mounting Plate	238.00

NB141207-02	14x12x7"	Gray FRP, Non-Powered, No Mounting Plate	148.00
NBMS141207-02	14x12x7"	Mild Steel, Non-Powered, No Mounting Plate	318.00
NBMS141207-03V	14x12x7"	Mild Steel, Non-Powered, Vented Lid, No Mounting Plate	378.00
NB141207-03V	14x12x7"	Gray FRP, Non-Powered, Vented Lid, No Mounting Plate	168.00
NBSS141207-02	14x12x7"	Brushed Stainless Steel, Non-Powered, No Mounting Plate	428.00
NBSS141207-03V	14x12x7"	Brushed Stainless Steel, Non-Powered, Vented Lid, No Mounting Plate	541.00

NB181608-02	18x16x8"	Gray FRP, Non-Powered, No Mounting Plate	215.00
NB181608-03V	18x16x8"	Gray FRP, Non-Powered, Vented Lid, No Mounting Plate	235.00

NBPC181610-02	18x16x10"	Dark Gray Polycarbonate, Non-Powered, No Mounting Plate	293.00
NBPC181610-03V	18x16x10"	Dark Gray Polycarbonate, Non-Powered, Vented Lid, No Mounting Plate	313.00

Standard Unmodified Enclosure Kits with Mounting Plates

L-com's non-powered NEMA rated enclosures are perfect for housing both wired and wireless communications equipment. We offer our standard unmodified enclosures as kit options consisting of the base enclosure & a mounting plate. -KIT consists of a blank aluminum mounting plate and the -KIT01 consists of a non-metallic marine "Starboard" mounting plate that can be screwed into directly without the need for pre-drilling any holes. The kit options are available in FRP (Fiberglass Reinforced Polyester), ABS (Plastic) and Carbon Steel.

NBC060604-KIT	6x6x4"	Gray FRP, Non-Powered, Removable Lid, Blank Aluminum Mounting Plate, UL Listed	133.00
NBC060604-KIT01	6x6x4"	Gray FRP, Non-Powered, Removable Lid, Blank Starboard Mounting Plate, UL Listed	135.00
NBN060604-KIT	6x6x4"	Gray FRP, Non-Powered, Non-Metallic Hinges, Blank Aluminum Mounting Plate, UL Listed	154.00
NBN060604-KIT01	6x6x4"	Gray FRP, Non-Powered, Non-Metallic Hinges, Blank Starboard Mounting Plate, UL Listed	156.00
NB080604-KIT	8x6x4"	Gray FRP, Non-Powered, Blank Aluminum Mounting Plate, UL Listed	128.00
NB080604-KIT01	8x6x4"	Gray FRP, Non-Powered, Blank Starboard Mounting Plate, UL Listed	130.00
NBC080604-KIT	8x6x4"	Gray FRP, Non-Powered, Removable Lid, Blank Aluminum Mounting Plate, UL Listed	133.00
NBC080604-KIT01	8x6x4"	Gray FRP, Non-Powered, Removable Lid, Blank Starboard Mounting Plate, UL Listed	135.00
NBN080604-KIT	8x6x4"	Gray FRP, Non-Powered, Non-Metallic Hinges, Blank Aluminum Mounting Plate, UL Listed	155.00
NBN080604-KIT01	8x6x4"	Gray FRP, Non-Powered, Non-Metallic Hinges, Blank Starboard Mounting Plate, UL Listed	157.00

NBC100805-KIT	10x8x5"	Gray FRP, Non-Powered, Removable Lid, Blank Aluminum Mounting Plate, UL Listed	140.00
NBC100805-KIT01	10x8x5"	Gray FRP, Non-Powered, Removable Lid, Blank Starboard Mounting Plate, UL Listed	142.00
NB100805-KIT	10x8x5"	Gray FRP, Non-Powered, Blank Aluminum Mounting Plate, UL Listed	135.00
NB100805-KIT01	10x8x5"	Gray FRP, Non-Powered, Blank Starboard Mounting Plate, UL Listed	137.00
NBB100805-KIT	10x8x5"	Black FRP, Non-Powered, Blank Aluminum Mounting Plate, UL Listed	181.00
NBB100805-KIT01	10x8x5"	Black FRP, Non-Powered, Blank Starboard Mounting Plate, UL Listed	183.00
NBN100805-KIT	10x8x5"	Gray FRP, Non-Powered, Non-Metallic Hinges, Blank Aluminum Mounting Plate, UL Listed	161.00
NBN100805-KIT01	10x8x5"	Gray FRP, Non-Powered, Non-Metallic Hinges, Blank Starboard Mounting Plate, UL Listed	163.00

Item #	Size	Description	List Price
--------	------	-------------	------------

Standard Unmodified Enclosure Kits with Mounting Plates (continued)

NB121005-KIT	12x10x5"	Gray FRP, Non-Powered, Blank Aluminum Mounting Plate, UL Listed	138.00
NB121005-KIT01	12x10x5"	Gray FRP, Non-Powered, Blank Starboard Mounting Plate, UL Listed	140.00
NBB121005-KIT	12x10x5"	Black FRP, Non-Powered, Blank Aluminum Mounting Plate, UL Listed	184.00
NBB121005-KIT01	12x10x5"	Black FRP, Non-Powered, Blank Starboard Mounting Plate, UL Listed	186.00
NBC121005-KIT	12x10x5"	Gray FRP, Non-Powered, Removable Lid, Blank Aluminum Mounting Plate, UL Listed	143.00
NBC121005-KIT01	12x10x5"	Gray FRP, Non-Powered, Removable Lid, Blank Starboard Mounting Plate, UL Listed	145.00
NBN121005-KIT	12x10x5"	Gray FRP, Non-Powered, Non-Metallic Hinges, Blank Aluminum Mounting Plate, UL Listed	164.00
NBN121005-KIT01	12x10x5"	Gray FRP, Non-Powered, Non-Metallic Hinges, Blank Starboard Mounting Plate, UL Listed	166.00
NBW121005-KIT	12x10x5"	Gray FRP, Windowed Lid, Blank Aluminum Mounting Plate, UL Listed	175.00
NBW121005-KIT01	12x10x5"	Gray FRP, Windowed Lid, Blank Starboard Mounting Plate, UL Listed	177.00



NBN121005-KIT

NBMS121006-KIT	12x10x06"	Gray Mild Steel, Non-Powered, Blank Aluminum Mounting Plate	296.00
NBSS121006-KIT	12x10x06"	Brushed Stainless Steel, Non-Powered, Blank Aluminum Mounting Plate, UL Listed	406.00
NBMS121006-KIT01	12x10x06"	Gray Mild Steel, Non-Powered, Blank Starboard Mounting Plate	298.00
NBSS121006-KIT01	12x10x06"	Brushed Stainless, Non-Powered, Blank Starboard Mounting Plate, UL Listed	408.00



NBPC141206-KIT

NBE141006-KIT	14x10x6"	Gray ABS, Non-Powered, Blank Aluminum Mounting Plate	75.00
NBE141006-KIT01	14x10x6"	Gray ABS, Non-Powered, Blank Starboard Mounting Plate	77.00
NBE141006-KIT03	14x10x6"	Gray ABS, Non-Powered, Blank Universal Mounting Plate	56.98

NBC141206-KIT	14x12x6"	Gray FRP, Non-Powered, Removable Lid, Blank Aluminum Mounting Plate, UL Listed	181.00
NBC141206-KIT01	14x12x6"	Gray FRP, Non-Powered, Removable Lid, Blank Starboard Mounting Plate, UL Listed	183.00
NBPC141206-KIT	14x12x6"	Dark Gray Polycarbonate, Non-Powered, Blank Aluminum Mounting Plate, UL Listed	216.00
NBN141206-KIT	14x12x6"	Gray FRP, Non-Powered, Non-Metallic Hinges, Blank Aluminum Mounting Plate, UL Listed	202.00
NBN141206-KIT01	14x12x6"	Gray FRP, Non-Powered, Non-Metallic Hinges, Blank Starboard Mounting Plate, UL Listed	204.00
NBPC141206-KIT01	14x12x6"	Dark Gray Polycarbonate, Non-Powered, Blank Starboard Mounting Plate, UL Listed	218.00

NB141207-KIT	14x12x7"	Gray FRP, Non-Powered, Blank Aluminum Mounting Plate, UL Listed	148.00
NBB141207-KIT	14x12x7"	Black FRP, Non-Powered, Blank Aluminum Mounting Plate UL Listed	194.00
NBW141207-KIT	14x12x7"	Gray FRP, Windowed Lid, Blank Aluminum Mounting Plate, UL Listed	206.00
NBBW141207-KIT	14x12x7"	Black FRP, Windowed Lid, Blank Aluminum Mounting Plate	252.00
NBMS141207-KIT	14x12x7"	Gray Mild Steel, Non-Powered, Blank Aluminum Mounting Plate	316.00
NBSS141207-KIT	14x12x7"	Brushed Stainless Steel, Non-Powered, Blank Aluminum Mounting Plate, UL Listed	426.00
NB141207-KIT01	14x12x7"	Gray FRP, Non-Powered, Blank Starboard Mounting Plate, UL Listed	150.00
NBB141207-KIT01	14x12x7"	Black FRP, Non-Powered, Blank Starboard Mounting Plate UL Listed	196.00
NBW141207-KIT01	14x12x7"	Gray FRP, Windowed Lid, Blank Starboard Mounting Plate, UL Listed	208.00
NBBW141207-KIT01	14x12x7"	Black FRP, Windowed Lid, Blank Starboard Mounting Plate	254.00
NBMS141207-KIT01	14x12x7"	Gray Mild Steel, Non-Powered, Blank Starboard Mounting Plate	318.00
NBSS141207-KIT01	14x12x7"	Brushed Stainless Steel, Non-Powered, Blank Starboard Mounting Plate, UL Listed	428.00



NBB141207-100

NB161406-KIT	16x14x6"	Gray FRP, Non-Powered, Blank Aluminum Mounting Plate, UL Listed	216.00
NB161406-KIT01	16x14x6"	Gray FRP, Non-Powered, Blank Starboard Mounting Plate, UL Listed	218.00
NBC161406-KIT	16x14x6"	Gray FRP, Non-Powered, Removable Lid, Blank Aluminum Mounting Plate, UL Listed	221.00
NBC161406-KIT01	16x14x6"	Gray FRP, Non-Powered, Removable Lid, Blank Starboard Mounting Plate, UL Listed	223.00
NBN161406-KIT	16x14x6"	Gray FRP, Non-Powered, Non-Metallic Hinges, Blank Aluminum Mounting Plate, UL Listed	242.00
NBN161406-KIT01	16x14x6"	Gray FRP, Non-Powered, Non-Metallic Hinges, Blank Starboard Mounting Plate, UL Listed	244.00



NBPC181610-KIT01

NB181608-KIT	18x16x8"	Gray FRP, Non-Powered, Blank Aluminum Mounting Plate, UL Listed	223.00
NB181608-KIT01	18x16x8"	Gray FRP, Non-Powered, Blank Starboard Mounting Plate, UL Listed	225.00
NBB181608-KIT	18x16x8"	Black FRP, Non-Powered, Blank Aluminum Mounting Plate, UL Listed	269.00
NBB181608-KIT01	18x16x8"	Black FRP, Non-Powered, Blank Starboard Mounting Plate, UL Listed	271.00
NBN181608-KIT	18x16x8"	Gray FRP, Non-Powered, Non-Metallic Hinges, Blank Aluminum Mounting Plate, UL Listed	283.00
NBN181608-KIT01	18x16x8"	Gray FRP, Non-Powered, Non-Metallic Hinges, Blank Starboard Mounting Plate, UL Listed	285.00
NBW181608-KIT	18x16x8"	Gray FRP, Windowed Lid, Blank Aluminum Mounting Plate, UL Listed	351.00
NBW181608-KIT01	18x16x8"	Gray FRP, Windowed Lid, Blank Starboard Mounting Plate, UL Listed	353.00



NB201611-KIT01

NBPC181610-KIT	18x16x10"	Dark Gray Polycarbonate, Non-Powered, Blank Aluminum Mounting Plate, UL Listed	299.00
NBPC181610-KIT01	18x16x10"	Dark Gray Polycarbonate, Non-Powered, Blank Starboard Mounting Plate, UL Listed	309.00

NB201611-KIT	20x16x11"	Gray FRP, Non-Powered, Blank Aluminum Mounting Plate	470.00
NB201611-KIT01	20x16x11"	Gray FRP, Non-Powered, Blank Starboard Mounting Plate	472.00

NBG241609-KIT	24x16x9"	Gray FRP, Non-Powered, Blank Aluminum Mounting Plate	601.00
NBG241609-KIT01	24x16x9"	Gray FRP, Non-Powered, Blank Starboard Mounting Plate	603.00
NBG241609-KIT02	24x16x9"	Gray FRP, Non-Powered, Aluminum Mounting Plate and Front Swing Plate	814.00



NBC141206-1HO



NBPC141206-100



NB181608-100-UL



NBPC141206-1HO



NBPC181610-1HO

Item #	Size	Description	List Price
--------	------	-------------	------------

120 VAC Powered Enclosures

L-com's brand of NEMA rated enclosures are perfect for housing both wired and wireless equipment. We offer a wide selection of enclosures set up to be used for 120VAC power applications.

NB121005-100	12x10x5"	Gray FRP, 120 VAC, Aluminum Mounting Plate	238.00
NBMS121006-100	12x10x6"	Gray Mild Steel, 120 VAC, Aluminum Mounting Plate	398.00
NBSS121006-100	12x10x6"	Brushed Stainless Steel, 120 VAC, Aluminum Mounting Plate	508.00
NBP141004-100	14x10x4"	Gray ABS, 120 VAC Outlet, Hook and Loop Mounting Pad	64.98
NBP141004-100-4	14x10x4"	Gray ABS, 120 VAC Outlet, Hook and Loop Mounting Pad, 4 Pack	248.00
NBE141006-100	14x10x6"	Gray ABS, 120 VAC, Aluminum Mounting Plate	175.00
NBC141206-100	14x12x6"	Gray FRP, Removable Lid, 120 VAC, Aluminum Mounting Plate	281.00
NBPC141206-100	14x12x6"	Dark Gray Polycarbonate, Removable Lid, 120 VAC, Aluminum Mounting Plate	318.00
NBS141206-100	14x12x6"	Gray Carbon Steel, 120 VAC, Aluminum Mounting Plate	312.00
NB141207-100T	14x12x7"	Gray FRP, 120 VAC, with Terminal Block Installed	188.00
NB141207-100T-UL	14x12x7"	Gray FRP, 120 VAC, with Terminal Block Installed, UL Listed	238.00
NB141207-100	14x12x7"	Gray FRP, 120 VAC, Aluminum Mounting Plate	248.00
NBB141207-100	14x12x7"	Black FRP, 120 VAC, Aluminum Mounting Plate	294.00
NB141207-100-UL	14x12x7"	Gray FRP, 120 VAC, UL Listed	298.00
NBW141207-100	14x12x7"	Gray FRP, Windowed Lid, 120 VAC, Duplex Power Outlets	306.00
NBMS141207-100	14x12x7"	Gray Mild Steel, 120 VAC, Aluminum Mounting Plate	418.00
NBSS141207-100	14x12x7"	Brushed Stainless Steel, 120 VAC, Aluminum Mounting Plate	528.00

NB181608-100	18x16x8"	Gray FRP, 120 VAC, Aluminum Mounting Plate	315.00
NB181608-100-UL	18x16x8"	Gray FRP, 120 VAC, Aluminum Mounting Plate, UL Listed	365.00
NBB181608-100	18x16x8"	Black FRP, 120 VAC, Aluminum Mounting Plate	361.00
NBW181608-100	18x16x8"	Gray FRP, Windowed Lid, 120 VAC, Aluminum Mounting Plate	443.00
NBPC181610-100	18x16x10"	Dark Gray Polycarbonate, 120 VAC, Aluminum Mounting Plate	393.00
NB201611-100	20x16x11"	Gray FRP, 120 VAC, Aluminum Mounting Plate	560.00

120 VAC Heated Enclosures

L-com's brand of NEMA rated enclosures are perfect for housing both wired and wireless equipment. In addition to providing 120VAC Power we also offer Heated versions with Mechanical Thermostat Controlled or Solid State Controlled Heaters.

NB121005-1HO	12x10x5"	Gray FRP, 120 VAC, Aluminum Mounting Plate, Heated	243.00
NBMS121006-1HO	12x10x6"	Gray Mild Steel, 120 VAC, Aluminum Mounting Plate, Heated	398.00
NBSS121006-1HO	12x10x6"	Brushed Stainless Steel, 120 VAC, Aluminum Mounting Plate, Heated	508.00
NBC141206-1HO	14x12x6"	Gray FRP, Removable Lid, 120 VAC, Aluminum Mounting Plate, Heated	291.00
NBPC141206-1HO	14x12x6"	Dark Gray Polycarbonate, 120 VAC, Aluminum Mounting Plate, Heated	328.00
NBS141206-1HO	14x12x6"	Gray Carbon Steel, 120 VAC, Aluminum Mounting Plate, Heated	374.98
NB141207-1HO	14x12x7"	Gray FRP, 120 VAC, Aluminum Mounting Plate, Heated	258.00
NB141207-1HOS	14x12x7"	Gray FRP, 120 VAC, Aluminum Mounting Plate, Solid State Controlled Heater	283.00
NBB141207-1HO	14x12x7"	Black FRP, 120 VAC, Aluminum Mounting Plate, Heated	304.00
NBW141207-1HO	14x12x7"	Gray FRP, Windowed Lid, 120 VAC, Aluminum Mounting Plate, Heated	316.00
NBMS141207-1HO	14x12x7"	Gray Mild Steel, 120 VAC, Aluminum Mounting Plate, Heated	428.00
NBSS141207-1HO	14x12x7"	Brushed Stainless Steel, 120 VAC, Aluminum Mounting Plate, Heated	538.00
NB181608-1HO	18x16x8"	Gray FRP, 120 VAC, Aluminum Mounting Plate, Heated	355.00
NBB181608-1HO	18x16x8"	Black FRP, 120 VAC, Aluminum Mounting Plate, Heated	401.00
NBW181608-1HO	18x16x8"	Gray FRP, Windowed Lid, 120 VAC, Aluminum Mounting Plate, Heated	483.00
NB181608-1HOS	18x16x8"	Gray FRP, 120 VAC, Aluminum Mounting Plate, Solid State Controlled Heater	380.00
NBPC181610-1HO	18x16x10"	Dark Gray Polycarbonate, 120 VAC, Aluminum Mounting Plate, Heated	433.00
NB201611-1HO	20x16x11"	Gray FRP, 120 VAC, Aluminum Mounting Plate, Heated	600.00

Item #	Size	Description	List Price
--------	------	-------------	------------

120 VAC Heated & Cooled Enclosures

NB121005-1HF	12x10x5"	Gray FRP, 120 VAC, Aluminum Mounting Plate, Heat/Cooling Fan	273.00
NB121005-1HF-1	12x10x5"	Gray FRP, 120 VAC, Aluminum Mounting Plate, Heat/Cooling Fan (85° fan turn-on)	298.00
NB121005-1HFS	12x10x5"	Gray FRP, 120 VAC, Aluminum Mounting Plate, Solid State Controlled Heat/Cooling Fan	313.00

NBMS121006-1HF	12x10x6"	Gray Mild Steel, 120 VAC, Aluminum Mounting Plate, Heat/Cooling Fan	465.00
NBSS121006-1HF	12x10x6"	Brushed Stainless Steel, 120 VAC, Aluminum Mounting Plate, Heat/Cooling Fan	611.00
NBMS121006-1HF-1	12x10x6"	Gray Mild Steel, 120 VAC, Aluminum Mounting Plate, Heat/Cooling Fan (85° fan turn-on)	490.00
NBSS121006-1HF-1	12x10x6"	Brushed Stainless Steel, 120 VAC, Aluminum Mounting Plate, Heat/Cooling Fan (85° fan turn-on)	636.00
NBMS121006-1HFS	12x10x6"	Gray Mild Steel, 120 VAC, Aluminum Mounting Plate, Solid State Controlled Heat/Cooling Fan	505.00
NBSS121006-1HFS	12x10x6"	Brushed Stainless Steel, 120 VAC, Aluminum Mounting Plate, Solid State Controlled Heat/Cooling Fan	651.00

NBPC141206-1HF	14x12x6"	Dark Gray Polycarbonate, 120 VAC, Aluminum Mounting Plate, Heat/Cooling Fan	358.00
NBPC141206-1HF-1	14x12x6"	Dark Gray Polycarbonate, 120 VAC, Aluminum Mounting Plate, Heat/Cooling Fan (85° fan turn-on)	383.00
NBPC141206-1HFS	14x12x6"	Dark Gray Polycarbonate, 120 VAC, Aluminum Mounting Plate, Solid State Controlled Heat/Cooling Fan	398.00
NBPC141206-1HFA2	14x12x6"	Dark Gray Polycarbonate, 120 VAC, Aluminum Mounting Plate, Heat/Cooling Fan (User Adjustable)	508.00

NB141207-1HF	14x12x7"	Gray FRP, 120 VAC, Aluminum Mounting Plate, Heat/Cooling Fan	288.00
NBB141207-1HF	14x12x7"	Black FRP, 120 VAC, Aluminum Mounting Plate, Heat/Cooling Fan	334.00
NBMS141207-1HF	14x12x7"	Gray Mild Steel, 120 VAC, Aluminum Mounting Plate, Heat/Cooling Fan	498.00
NBSS141207-1HF	14x12x7"	Brushed Stainless Steel, 120 VAC, Aluminum Mounting Plate, Heat/Cooling Fan	661.00
NB141207-1HF-1	14x12x7"	Gray FRP, 120 VAC, Aluminum Mounting Plate, Heat/Cooling Fan (85° fan turn-on)	313.00
NBMS141207-1HF-1	14x12x7"	Gray Mild Steel, 120 VAC, Aluminum Mounting Plate, Heat/Cooling Fan (85° fan turn-on)	523.00
NBSS141207-1HF-1	14x12x7"	Brushed Stainless Steel, 120 VAC, Aluminum Mounting Plate, Heat/Cooling Fan (85° fan turn-on)	686.00
NB141207-1HFS	14x12x7"	Gray FRP, 120 VAC, Aluminum Mounting Plate, Solid State Controlled Heat/Cooling Fan	328.00
NBB141207-1HFS	14x12x7"	Black FRP, 120 VAC, Aluminum Mounting Plate, Solid State Controlled Heat/Cooling Fan	374.00
NB141207-1HFS-UL	14x12x7"	Gray FRP, 120 VAC, Aluminum Mounting Plate, Solid State Controlled Heat/Cooling Fan, UL Listed	378.00
NBMS141207-1HFS	14x12x7"	Gray Mild Steel, 120 VAC, Aluminum Mounting Plate, Solid State Controlled Heat/Cooling Fan	538.00
NBSS141207-1HFS	14x12x7"	Brushed Stainless Steel, 120 VAC, Aluminum Mounting Plate, Solid State Controlled Heat/Cooling Fan	701.00
NB141207-1HFA2	14x12x7"	Gray FRP, 120 VAC, Aluminum Mounting Plate, Heat/Cooling Fan (User Adjustable)	438.00
NBMS141207-1HFA2	14x12x7"	Gray Mild Steel, 120 VAC, Aluminum Mounting Plate, Heat/Cooling Fan (User Adjustable)	648.00
NBSS141207-1HFA2	14x12x7"	Brushed Stainless Steel, 120 VAC, Aluminum Mounting Plate, Heat/Cooling Fan (User Adjustable)	811.00

NB181608-1HF	18x16x8"	Gray FRP, 120 VAC, Aluminum Mounting Plate, Heat/Dual Cooling Fans	415.00
NBB181608-1HF	18x16x8"	Black FRP, 120 VAC, Aluminum Mounting Plate, Heat/Dual Cooling Fans	456.00
NB181608-1HF-1	18x16x8"	Gray FRP, 120 VAC, Aluminum Mounting Plate, Heat/Dual Cooling Fans (85° fan turn-on)	440.00
NB181608-1HFS	18x16x8"	Gray FRP, 120 VAC, Aluminum Mounting Plate, Solid State Controlled Heat/Dual Cooling Fans	455.00
NBB181608-1HFS	18x16x8"	Black FRP, 120 VAC, Aluminum Mounting Plate, Solid State Controlled Heat/Dual Cooling Fans	496.00
NB181608-1HFA2	18x16x8"	Gray FRP, 120 VAC, Aluminum Mounting Plate, Heat/Dual Cooling Fans (User Adjustable)	565.00

NBPC181610-1HF	18x16x10"	Dark Gray Polycarbonate, 120 VAC, Aluminum Mounting Plate, Heat/Dual Cooling Fans	493.00
NBPC181610-1HF-1	18x16x10"	Dark Gray Polycarbonate, 120 VAC, Aluminum Mounting Plate, Heat/Dual Cooling Fans (85° fan turn-on)	518.00
NBPC181610-1HFS	18x16x10"	Dark Gray Polycarbonate, 120 VAC, Aluminum Mounting Plate, Solid State Controlled Heat/Dual Cooling Fans	533.00
NBPC181610-1HFA2	18x16x10"	Dark Gray Polycarbonate, 120 VAC, Aluminum Mounting Plate, Heat/Dual Cooling Fans (User Adjustable)	643.00

NB201611-1HF	20x16x11"	Gray FRP, 120 VAC, Aluminum Mounting Plate, Heat/Dual Cooling Fans	655.00
NB201611-1HF-1	20x16x11"	Gray FRP, 120 VAC, Aluminum Mounting Plate, Heat/Dual Cooling Fans (85° fan turn-on)	695.00
NB201611-1HFS	20x16x11"	Gray FRP, 120 VAC, Aluminum Mounting Plate, Solid State Controlled Heat/Dual Cooling Fans	695.00
NB201611-1HFA2	20x16x11"	Gray FRP, 120 VAC, Aluminum Mounting Plate, Heat/Dual Cooling Fans (User Adjustable)	805.00

120 VAC Vented/Passive Cooled Enclosures

L-com's brand of NEMA rated enclosures are perfect for housing both wired and wireless equipment. In addition to 120 VAC Power we have vented versions available to provide passive cooling.

NB121005-10V	12x10x5"	Gray FRP, 120 VAC, Aluminum Mounting Plate, Vented Lid	258.00
--------------	----------	--	--------

NBMS121006-10V	12x10x6"	Gray Mild Steel, 120 VAC, Aluminum Mounting Plate, Vented Lid	450.00
NBSS121006-10V	12x10x6"	Brushed Stainless Steel, 120 VAC, Aluminum Mounting Plate, Vented Lid	596.00

NBP141004-10V	14x10x4"	Gray ABS, 120 VAC, Outlet, Hook & Loop Mounting Pad, Vented Lid, No Rain Shields	109.98
NBP141004-10VW	14x10x4"	Gray ABS, 120 VAC, Outlet, Hook & Loop Mounting Pad, Vented Lid, with Rain Shields	119.98

NBE141006-10V	14x10x6"	Gray ABS, 120 VAC, Aluminum Mounting Plate, Vented Lid	195.00
---------------	----------	--	--------

NBC141206-10V	14x12x6"	Gray FRP, 120 VAC, Aluminum Mounting Plate, Removable Vented Lid	301.00
NBPC141206-10V	14x12x6"	Dark Gray Polycarbonate, 120 VAC, Aluminum Mounting Plate, Vented Lid	338.00

NB141207-10V	14x12x7"	Gray FRP, 120 VAC, Aluminum Mounting Plate, Vented Lid	268.00
NBB141207-10V	14x12x7"	Black FRP, 120 VAC, Aluminum Mounting Plate, Vented Lid	314.00
NBMS141207-10V	14x12x7"	Gray Mild Steel, 120 VAC, Aluminum Mounting Plate, Vented Lid	478.00
NBSS141207-10V	14x12x7"	Brushed Stainless Steel, 120 VAC, Aluminum Mounting Plate, Vented Lid	641.00

NB181608-10V	18x16x8"	Gray FRP, 120 VAC, Aluminum Mounting Plate, Vented Lid	335.00
NBB181608-10V	18x16x8"	Black FRP, 120 VAC, Aluminum Mounting Plate, Vented Lid	381.00

NBPC181610-10V	18x16x10"	Dark Gray Polycarbonate, 120 VAC, Aluminum Mounting Plate, Vented Lid	413.00
----------------	-----------	---	--------

NB201611-10V	20x16x11"	Gray FRP, 120 VAC, Aluminum Mounting Plate, Vented Lid	580.00
--------------	-----------	--	--------





NB121005-10F



NBPC141206-10FS



NB141207-10FSD



NB181608-10FS-UL



NB141207-2HF

Item #	Size	Description	List Price
--------	------	-------------	------------

120 VAC Active Cooled Enclosure

L-com's brand of NEMA rated enclosures are perfect for housing both wired and wireless equipment. In addition to providing 120VAC Power and venting, we also offer active cooling versions with Mechanical Thermostat Controlled or Solid State Controlled Cooling Fan(s).

NB121005-10F	12x10x5"	Gray FRP, 120 VAC, Aluminum Mounting Plate, Cooling Fan	268.00
NB121005-10F-1	12x10x5"	Gray FRP, 120 VAC, Aluminum Mounting Plate, Cooling Fan (85° fan turn-on)	293.00

NBMS121006-10F	12x10x6"	Gray Mild Steel, 120 VAC, Aluminum Mounting Plate, Cooling Fan	460.00
NBSS121006-10F	12x10x6"	Brushed Stainless Steel, 120 VAC, Aluminum Mounting Plate, Cooling Fan	606.00
NBMS121006-10F-1	12x10x6"	Gray Mild Steel, 120 VAC, Aluminum Mounting Plate, Cooling Fan (85° fan turn-on)	485.00
NBSS121006-10F-1	12x10x6"	Brushed Stainless Steel, 120 VAC, Aluminum Mounting Plate, Cooling Fan (85° fan turn-on)	631.00

NBP141004-10F	14x10x4"	Gray ABS, 120 VAC, Outlet, Hook & Loop Mounting Pad, Cooling Fan, No Rain Shields	124.98
NBP141004-10FW	14x10x4"	Gray ABS, 120 VAC, Outlet, Hook & Loop Mounting Pad, Cooling Fan, with Rain Shields	134.98
NBE141006-10F	14x10x4"	Gray ABS, 120 VAC, Outlet, Hook & Loop Mounting Pad, Cooling Fan	205.00

NBPC141206-10F	14x12x6"	Dark Gray Polycarbonate, 120 VAC, Aluminum Mounting Plate, Cooling Fan	348.00
NBPC141206-10F-1	14x12x6"	Dark Gray Polycarbonate, 120 VAC, Aluminum Mounting Plate, Cooling Fan (85° fan turn-on)	373.00
NBPC141206-10FS	14x12x6"	Dark Gray Polycarbonate, 120 VAC, Aluminum Mounting Plate, Solid State Controlled Cooling Fan	373.00
NBPC141206-10FSD	14x12x6"	Dark Gray Polycarbonate, 120 VAC, Alum Mounting Plate, Dual Solid State (Power Saver) Controlled Cooling Fans	393.00

NB141207-10F	14x12x7"	Gray FRP, 120 VAC, Aluminum Mounting Plate, Cooling Fan	278.00
NBB141207-10F	14x12x7"	Black FRP, 120 VAC, Aluminum Mounting Plate, Cooling Fan	324.00
NBMS141207-10F	14x12x7"	Gray Mild Steel, 120 VAC, Aluminum Mounting Plate, Cooling Fan	488.00
NBSS141207-10F	14x12x7"	Brushed Stainless Steel, 120 VAC, Aluminum Mounting Plate, Cooling Fan	651.00
NB141207-10F-1	14x12x7"	Gray FRP, 120 VAC, Aluminum Mounting Plate, Cooling Fan (85° fan turn-on)	303.00
NBMS141207-10F-1	14x12x7"	Gray Mild Steel, 120 VAC, Aluminum Mounting Plate, Cooling Fan (85° fan turn-on)	513.00
NBSS141207-10F-1	14x12x7"	Brushed Stainless Steel, 120 VAC, Aluminum Mounting Plate, Cooling Fan (85° fan turn-on)	676.00
NB141207-10FS	14x12x7"	Gray FRP, 120 VAC, Aluminum Mounting Plate, Solid State Controlled Cooling Fan	303.00
NBB141207-10FS	14x12x7"	Black FRP, 120 VAC, Aluminum Mounting Plate, Solid State Controlled Cooling Fan	349.00
NB141207-10FS-UL	14x12x7"	Gray FRP, 120 VAC, Aluminum Mounting Plate, Solid State Controlled Cooling Fan, UL Listed	353.00
NBMS141207-10FS	14x12x7"	Gray Mild Steel, 120 VAC, Aluminum Mounting Plate, Solid State Controlled Cooling Fan	513.00
NBSS141207-10FS	14x12x7"	Brushed Stainless Steel, 120 VAC, Aluminum Mounting Plate, Solid State Controlled Cooling Fan	676.00
NB141207-10FSD	14x12x7"	Gray FRP, 120 VAC, Aluminum Mounting Plate, Dual Individually Controlled Cooling Fans, Solid State Controllers	323.00
NBMS141207-10FSD	14x12x7"	Gray Mild Steel, 120 VAC, Alum Mounting Plate, Dual Individually Controlled Cooling Fans, Solid State Controllers	533.00
NBSS141207-10FSD	14x12x7"	Brushed Stainless Steel, 120 VAC, Alum Mounting Plate, Dual Individually Controlled Cooling Fans, SS Controllers	696.00

NB181608-10F	18x16x8"	Gray FRP, 120 VAC, Aluminum Mounting Plate, Dual Cooling Fans	370.00
NB181608-10F-1	18x16x8"	Gray FRP, 120 VAC, Aluminum Mounting Plate, Dual Cooling Fans (85° fan turn-on)	395.00
NBB181608-10F	18x16x8"	Black FRP, 120 VAC, Aluminum Mounting Plate, Dual Cooling Fans	416.00
NB181608-10FS	18x16x8"	Gray FRP, 120 VAC, Aluminum Mounting Plate, Dual Solid State Controlled Cooling Fans	395.00
NB181608-10FS-UL	18x16x8"	Dark Gray FRP, 120 VAC, Aluminum Mounting Plate, Dual Solid State Controlled Cooling Fans, UL Listed	445.00
NBB181608-10FS	18x16x8"	Black FRP, 120 VAC, Aluminum Mounting Plate, Solid State Controlled Dual Cooling Fans	441.00
NB181608-10FSX	18x16x8"	Gray FRP, 120 VAC, Aluminum Mounting Plate, Dual Individually Controlled Cooling Fans, Solid State Controllers	405.00

NBPC181610-10F	18x16x10"	Dark Gray Polycarbonate, 120 VAC, Aluminum Mounting Plate, Dual Cooling Fans	448.00
NBPC181610-10F-1	18x16x10"	Dark Gray Polycarbonate, 120 VAC, Aluminum Mounting Plate, Dual Cooling Fans (85° fan turn-on)	473.00
NBPC181610-10FS	18x16x10"	Dark Gray Polycarbonate, 120 VAC, Aluminum Mounting Plate, Dual Solid State Controlled Cooling Fans	473.00
NBPC181610-10FSX	18x16x10"	Dark Gray Polycarbonate, 120 VAC, Alum Mounting Plate, Dual Individually Controlled Cooling Fans, SS Controllers	483.00

NB201611-10F	20x16x11"	Gray FRP, 120 VAC, Aluminum Mounting Plate, Dual Cooling Fans	615.00
NB201611-10F-1	20x16x11"	Gray FRP, 120 VAC, Aluminum Mounting Plate, Dual Cooling Fans (85° fan turn-on)	640.00
NB201611-10FS	20x16x11"	Gray FRP, 120 VAC, Aluminum Mounting Plate, Dual Solid State Controlled Cooling Fans	640.00

240 VAC Powered Enclosures

Specially designed for 240 Volt applications, the L-com NEMA enclosures are perfect for use with 240 Volt communications and control equipment.

NB141207-20F	14x12x7"	Gray FRP, 240 VAC, Terminal Block Aluminum Mounting Plate, Cooling Fan	263.00
NB141207-2H0	14x12x7"	Gray FRP, 240 VAC, Terminal Block Aluminum Mounting Plate, Heated	243.00
NB141207-2HF	14x12x7"	Gray FRP, 240 VAC, Terminal Block Aluminum Mounting Plate, Heated, Cooling Fan	273.00

NB181608-20F	18x16x8"	Gray FRP, 240 VAC, Terminal Block Aluminum Mounting Plate, Dual Cooling Fans	355.00
NB181608-2H0	18x16x8"	Gray FRP, 240 VAC, Terminal Block Aluminum Mounting Plate, Heated	340.00
NB181608-2HF	18x16x8"	Gray FRP, 240 VAC, Terminal Block Aluminum Mounting Plate, Heated, Dual Cooling Fans	395.00

Item #	Size	Description	List Price
--------	------	-------------	------------

Universal AC Powered/Heated/Cooled Enclosures

L-com offers an extensive selection of AC powered NEMA rated Industrial Weatherproof Enclosures in addition to our standard 120VAC enclosures we also offer these versions with a Universal 120-240VAC outlet installed to provide flexibility when installing.

NBPC141206-E00	14x12x6"	Dark Gray Polycarbonate, 120-240 VAC, Universal Outlet, Aluminum Mounting Plate	318.00
NBPC141206-EH0	14x12x6"	Dark Gray Polycarbonate, 240 VAC, Universal Outlet, Aluminum Mounting Plate, Heated	328.00
NBPC141206-E0V	14x12x6"	Dark Gray Polycarbonate, 120-240 VAC, Universal Outlet, Aluminum Mounting Plate, Vented Lid	338.00
NBPC141206-E0F	14x12x6"	Dark Gray Polycarbonate, 240 VAC, Universal Outlet, Aluminum Mounting Plate, Cooling Fan	348.00
NBPC141206-EHF	14x12x6"	Dark Gray Polycarbonate, 240 VAC, Universal Outlet, Aluminum Mounting Plate, Heat and Cooling Fan	358.00



NB141207-E00	14x12x7"	Gray FRP, 120-240 VAC, Universal Outlet, Aluminum Mounting Plate	248.00
NBMS141207-E00	14x12x7"	Gray Mild Steel, 120-240 VAC, Universal Outlet, Aluminum Mounting Plate	418.00
NBSS141207-E00	14x12x7"	Brushed Stainless Steel, 120-240 VAC, Universal Outlet, Aluminum Mounting Plate	528.00
NB141207-EH0	14x12x7"	Gray FRP, 240 VAC, Universal Outlet, Aluminum Mounting Plate, Heated	258.00
NBMS141207-EH0	14x12x7"	Gray Mild Steel, 240 VAC, Universal Outlet, Aluminum Mounting Plate, Heated	428.00
NBSS141207-EH0	14x12x7"	Brushed Stainless Steel, 240 VAC, Universal Outlet, Aluminum Mounting Plate, Heated	538.00
NB141207-E0V	14x12x7"	Gray FRP, 120-240 VAC, Universal Outlet, Aluminum Mounting Plate, Vented Lid	268.00
NBMS141207-E0V	14x12x7"	Gray Mild Steel, 120-240 VAC, Universal Outlet, Aluminum Mounting Plate, Vented Lid	478.00
NBSS141207-E0V	14x12x7"	Brushed Stainless Steel, 120-240 VAC, Universal Outlet, Aluminum Mounting Plate, Vented Lid	641.00
NB141207-E0F	14x12x7"	Gray FRP, 240 VAC, Universal Outlet, Aluminum Mounting Plate, Cooling Fan	278.00
NBMS141207-E0F	14x12x7"	Gray Mild Steel, 240 VAC, Universal Outlet, Aluminum Mounting Plate, Cooling Fan	488.00
NBSS141207-E0F	14x12x7"	Brushed Stainless Steel, 240 VAC, Universal Outlet, Aluminum Mounting Plate, Cooling Fan	651.00
NB141207-EHF	14x12x7"	Gray FRP, 240 VAC, Universal Outlet, Aluminum Mounting Plate, Heat and Cooling Fan	288.00
NBMS141207-EHF	14x12x7"	Gray Mild Steel, 240 VAC, Universal Outlet, Aluminum Mounting Plate, Heat and Cooling Fan	498.00
NBSS141207-EHF	14x12x7"	Brushed Stainless Steel, 240 VAC, Universal Outlet, Aluminum Mounting Plate, Heat and Cooling Fan	661.00



NB181608-E00	18x16x8"	Gray FRP, 120-240 VAC, Universal Outlet, Aluminum Mounting Plate	315.00
NB181608-EH0	18x16x8"	Gray FRP, 240 VAC, Universal Outlet, Aluminum Mounting Plate, Heated	355.00
NB181608-E0V	18x16x8"	Gray FRP, 120-240 VAC, Universal Outlet, Aluminum Mounting Plate, Vented Lid	335.00
NB181608-E0F	18x16x8"	Gray FRP, 240 VAC, Universal Outlet, Aluminum Mounting Plate, Vented Lid, Dual Cooling Fans	370.00
NB181608-EHF	18x16x8"	Gray FRP, 240 VAC, Universal Outlet, Aluminum Mounting Plate, Vented Lid, Heat and Dual Cooling Fans	410.00



NBPC181610-E00	18x16x10"	Dark Gray Polycarbonate, 120-240 VAC, Universal Outlet, Aluminum Mounting Plate	393.00
NBPC181610-EH0	18x16x10"	Dark Gray Polycarbonate, 240 VAC, Universal Outlet, Aluminum Mounting Plate, Heated	433.00
NBPC181610-E0V	18x16x10"	Dark Gray Polycarbonate, 120-240 VAC, Universal Outlet, Aluminum Mounting Plate, Vented Lid	413.00
NBPC181610-E0F	18x16x10"	Dark Gray Polycarbonate, 240 VAC, Universal Outlet, Aluminum Mounting Plate, Vented Lid, Dual Cooling Fans	448.00
NBPC181610-EHF	18x16x10"	Dark Gray Polycarbonate, 240 VAC, Universal Outlet, Alum Mounting Plate, Vented Lid, Heat & Dual Cooling Fans	488.00

PoE Enclosures

These enclosures feature an integrated Power-over-Ethernet (PoE) interface making them ideal for use with PoE enabled devices.

NBP141004-40V	14x10x4"	Gray ABS, PoE Interface, Hook & Loop Mounting Pad, Vented Lid, No Rain Shields	139.98
NBP141004-40VW	14x10x4"	Gray ABS, PoE Interface, Hook & Loop Mounting Pad, Vented Lid, with Rain Shields	149.98
NBP141004-40F	14x10x4"	Gray ABS, PoE Interface, Hook & Loop Mounting Pad, Cooling Fan, No Rain Shields	154.98
NBP141004-40FW	14x10x4"	Gray ABS, PoE Interface, Hook & Loop Mounting Pad, Cooling Fan, with Rain Shields	164.98



NB141207-400	14x12x7"	Gray FRP, 802.3af Compatible PoE Interface, Aluminum Mounting Plate, Cat5 Surge Protection	208.00
NB141207-40V	14x12x7"	Gray FRP, 802.3af Compatible PoE Interface, Aluminum Mounting Plate, Cat5 Surge Protection, Vented Lid	228.00
NB141207-40F	14x12x7"	Gray FRP, PoE Interface, Aluminum Mounting Plate, Cooling Fan	238.00
NB141207-40FAF	14x12x7"	Gray FRP, 802.3af Compatible PoE Interface, Aluminum Mounting Plate, Cooling Fan	248.00
NB141207-40FS	14x12x7"	Gray FRP, PoE Interface, Aluminum Mounting Plate, Solid State Controlled Cooling Fan	268.00
NB141207-40FSAF	14x12x7"	Gray FRP, 802.3af Compatible PoE Interface, Aluminum Mounting Plate, Solid State Controlled Cooling Fan	278.00
NB141207-4HON	14x12x7"	Gray FRP, PoE Interface, Aluminum Mounting Plate, Sub-zero Insulated Enclosure, Heated	343.00



NB181608-400	18x16x8"	Gray FRP, 802.3af Compatible Aluminum Mounting Plate, Cat5 Surge Protection	275.00
NB181608-40V	18x16x8"	Gray FRP, 802.3af Compatible Aluminum Mounting Plate, Cat5 Surge Protection, Vented Lid	295.00
NB181608-40F	18x16x8"	Gray FRP, Aluminum Mounting Plate, Dual Cooling Fans	330.00
NB181608-40FAF	18x16x8"	Gray FRP, 802.3af Compatible Aluminum Mounting Plate, Dual Cooling Fans	340.00
NB181608-40FS	18x16x8"	Gray FRP, Aluminum Mounting Plate, Dual Solid State Controlled Cooling Fans	355.00
NB181608-40FSAF	18x16x8"	Gray FRP, 802.3af Compatible Aluminum Mounting Plate, Dual Solid State Controlled Cooling Fans	365.00



NBPC141206-000DR



NB141207-00VDR




NBPC181610-00VDR



NBG241609-KIT02



NBW121005



NBBW141207-KIT

Item #	Size	Description	List Price
--------	------	-------------	------------

DIN Rail Mount Enclosures

L-com offers an extensive selection of NEMA rated Industrial Weatherproof Enclosures enclosures including versions with Aluminum mounting rails which allow you to install our Pre-cut DIN 3 Mounting Rails.

NB121005-000DR	12x10x5"	Gray FRP, Aluminum Mounting Rails	168.00
----------------	----------	-----------------------------------	--------

NBMS121006-000DR	12x10x6"	Gray Mild Steel, Aluminum Mounting Rails	328.00
------------------	----------	--	--------

NBSS121006-000DR	12x10x6"	Brushed Stainless Steel, Aluminum Mounting Rails	438.00
------------------	----------	--	--------

NBPC141206-000DR	14x12x6"	Dark Gray Polycarbonate, Aluminum Mounting Rails	248.00
------------------	----------	--	--------

NBPC141206-00VDR	14x12x6"	Dark Gray Polycarbonate, Vented Lid, Aluminum Mounting Rails	268.00
------------------	----------	--	--------

NB141207-000DR	14x12x7"	Gray FRP, Aluminum Mounting Rails	178.00
----------------	----------	-----------------------------------	--------

NBW141207-000DR	14x12x7"	Gray FRP, Windowed Lid, Aluminum Mounting Rails	236.00
-----------------	----------	---	--------

NBMS141207-000DR	14x12x7"	Gray Mild Steel, Aluminum Mounting Rails	348.00
------------------	----------	--	--------

NBSS141207-000DR	14x12x7"	Brushed Stainless Steel, Aluminum Mounting Rails	458.00
------------------	----------	--	--------

NB141207-00VDR	14x12x7"	Gray FRP, Vented Lid, Aluminum Mounting Rails	198.00
----------------	----------	---	--------

NBMS141207-00VDR	14x12x7"	Gray Mild Steel, Vented Lid, Aluminum Mounting Rails	408.00
------------------	----------	--	--------

NBSS141207-00VDR	14x12x7"	Brushed Stainless Steel, Vented Lid, Aluminum Mounting Rails	571.00
------------------	----------	--	--------

NB181608-000DR	18x16x8"	Gray FRP, Aluminum Mounting Rails	250.00
----------------	----------	-----------------------------------	--------

NB181608-00VDR	18x16x8"	Gray FRP, Vented Lid, Aluminum Mounting Rails	270.00
----------------	----------	---	--------

NBW181608-000DR	18x16x8"	Gray FRP, Windowed Lid, Aluminum Mounting Rails	378.00
-----------------	----------	---	--------

NBPC181610-000DR	18x16x10"	Dark Gray Polycarbonate, Aluminum Mounting Rails	328.00
------------------	-----------	--	--------

NBPC181610-00VDR	18x16x10"	Dark Gray Polycarbonate, Vented Lid, Aluminum Mounting Rails	348.00
------------------	-----------	--	--------

12 VDC Powered Enclosures

NB141207-500	14x12x7"	Gray FRP, 12 VDC Terminal Block, Aluminum Mounting Plate	188.00
--------------	----------	--	--------

NB141207-50V	14x12x7"	Gray FRP, 12 VDC Terminal Block, Aluminum Mounting Plate, Vented Lid	208.00
--------------	----------	--	--------

NB141207-50F	14x12x7"	Gray FRP, 12 VDC Terminal Block, Aluminum Mounting Plate, Cooling Fan	218.00
--------------	----------	---	--------

NB181608-500	18x16x8"	Gray FRP, 12 VDC Terminal Block, Aluminum Mounting Plate	258.00
--------------	----------	--	--------

NB181608-50V	18x16x8"	Gray FRP, 12 VDC Terminal Block, Aluminum Mounting Plate, Vented Lid	278.00
--------------	----------	--	--------

NB181608-50F	18x16x8"	Gray FRP, 12 VDC Terminal Block, Aluminum Mounting Plate, Dual Cooling Fan	313.00
--------------	----------	--	--------

Weatherproof NEMA 4X Enclosure with Back and Front Mounting Plate

NBG241609-KIT02	24x16x9"	Gray FRP, Non-Powered, Aluminum Mounting Plate and Front Swing Plate	814.00
-----------------	----------	--	--------

Windowed Industrial Enclosures

NBW121005	12x10x5"	Gray FRP, Windowed Lid, No Mounting Plate	145.00
-----------	----------	---	--------

NBW121005-KIT	12x10x5"	Gray FRP, Windowed Lid, Blank Aluminum Mounting Plate	175.00
---------------	----------	---	--------

NBW121005-KIT01	12x10x5"	Gray FRP, Windowed Lid, Blank Starboard Mounting Plate	177.00
-----------------	----------	--	--------

NBW141207	14x12x7"	Gray FRP, Windowed Lid, No Mounting Plate	176.00
-----------	----------	---	--------

NBW141207-KIT	14x12x7"	Gray FRP, Windowed Lid, Blank Aluminum Mounting Plate	206.00
---------------	----------	---	--------

NBW141207-KIT01	14x12x7"	Gray FRP, Windowed Lid, Blank Starboard Mounting Plate	208.00
-----------------	----------	--	--------

NBW141207-100	14x12x7"	Gray FRP, Windowed Lid, 120 VAC, Aluminum Mounting Plate	306.00
---------------	----------	--	--------

NBW141207-1H0	14x12x7"	Gray FRP, Windowed Lid, 120 VAC, Aluminum Mounting Plate, Heated	316.00
---------------	----------	--	--------

NBW141207-000DR	14x12x7"	Gray FRP, Windowed Lid, Aluminum Mounting Rails	236.00
-----------------	----------	---	--------

NBBW141207	14x12x7"	Black FRP, Windowed Lid, No Mounting Plate	222.00
------------	----------	--	--------

NBBW141207-KIT	14x12x7"	Black FRP, Windowed Lid, Blank Aluminum Mounting Plate	252.00
----------------	----------	--	--------

NBW181608	18x16x8"	Gray FRP, Windowed Lid, No Mounting Plate	313.00
-----------	----------	---	--------

NBW181608-KIT	18x16x8"	Gray FRP, Windowed Lid, Blank Aluminum Mounting Plate	351.00
---------------	----------	---	--------

NBW181608-KIT01	18x16x8"	Gray FRP, Windowed Lid, Blank Starboard Mounting Plate	353.00
-----------------	----------	--	--------

NBW181608-100	18x16x8"	Gray FRP, Windowed Lid, 120 VAC, Aluminum Mounting Plate	443.00
---------------	----------	--	--------

NBW181608-1H0	18x16x8"	Gray FRP, Windowed Lid, 120 VAC, Aluminum Mounting Plate, Heated	483.00
---------------	----------	--	--------

NBW181608-000DR	18x16x8"	Gray FRP, Windowed Lid, Aluminum Mounting Rails	378.00
-----------------	----------	---	--------

Item #	Description	List Price
--------	-------------	------------

NID (Network Interface Device) Enclosure

NID331-11	Gray Polycarbonate NID Enclosure with One Brass Post and Cable Grommeted Opening	10.98
NID342-22	Gray Polycarbonate NID Enclosure with Two Brass Posts and Two Cable Grommeted Openings	12.98

Enclosure Mounting Plates, Mounting Brackets and Accessories

HGX-AMOUNT02	Mounting Bracket for Amplifiers, PoE Products, Power Supplies	20.04
HGX-LPMOUNT01	ALQ2-NMNFBS Surge Protector Mounting Bracket	7.33
HGX-MMOUNT01	Ratchet Style Marine Antenna Mount	18.54

HGX-NPLATE01	Blank Aluminum Mounting Plate, for NB141207 Series Enclosure	28.00
HGX-NPLATE08	Blank Non-Metallic Mounting Plate for NB141207 Series Enclosure	30.00
HGX-NPLATE09	Blank Non-Metallic Mounting Plate for NB181608 Series Enclosure	38.00
HGX-NPLATE14	Blank Aluminum Mounting Plate for NB241609 Series Enclosure	64.00
HGX-NPLATE15	Blank Non-Metallic Mounting Plate for NB2401609 Series Enclosure	66.00
HGX-NPLATE20	Blank Aluminum Mounting Plate for NBE141006/NB121005 Series Enclosure	28.00
HGX-NPLATE21	Blank Non-Metallic Mounting Plate for NBE141006/NB121005 Series Enclosure	30.00
HGX-NPLATE22	Blank Aluminum Mounting Plate for NB080604 Series Enclosure	28.00
HGX-NPLATE23	Blank Non-Metallic Mounting Plate for NB080604 Series Enclosure	30.00
HGX-NPLATE24	Blank Aluminum Mounting Plate for NB100805 Series Enclosure	28.00
HGX-NPLATE25	Blank Non-Metallic Mounting Plate for NB100805 Series Enclosure	30.00
HGX-NPLATE26	Blank Aluminum Mounting Plate for NB161406 Series Enclosure	36.00
HGX-NPLATE27	Blank Non-Metallic Mounting Plate for NB161406 Series Enclosure	38.00
HGX-NPLATE30	Blank Aluminum Mounting Plate for NB06	28.00
HGX-NPLATE31	Blank Non-Metallic Mounting Plate for NB06	30.00
HGX-NPLATE33	Blank Starboard Mounting Plate for NB20	40.00
HGX-NPLATE34	Blank Aluminum Mounting Plate for NB20	38.00
NB12-RP100	Enclosure 1210xx-100 & 141006-100 Replacement Plate	135.00

DIN-35-NB12	35mm DIN Rail for NB12 Enclosures	2.98
DIN-35-NB14	35mm DIN Rail for NB14 Enclosures	3.98
DIN-35-NB18	35mm DIN Rail for NB18 Enclosures	4.98

Universal Pole Mounting Kit

HGX-PMT13	Universal Pole Mounting Kit, 3" to 4" Diameter Poles	52.52
HGX-PMT16	Universal Pole Mounting Kit, 1.25" to 2" Diameter Poles	50.33
HGX-PMT17	Universal Pole Mounting Kit NBP141004, 3" to 12" Diameter Poles	52.98
HGX-PMT28	Universal Pole Mounting Kit, 4" to 7" Diameter Poles	62.37
HGX-PMT29	Universal Pole Mounting Kit, 7" to 9" Diameter Poles	62.37
HGX-PMT30	Universal Pole Mounting Kit, 9" to 11" Diameter Poles	62.37

PoE Enclosure Accessory

BT-CAT5-NB12	12-Port Rack Mount DC Injector for NB141207-4H0N Series Enclosures	2194.46
--------------	--	---------

Vent Replacement Kits


NB14-18-VHW-KIT	Vent Hardware Kit For NB14/NB18	4.98
NB20-VHW-KIT	Vent Hardware Kit For NB20 Enclosures	4.98
NB14-18-VR-KIT	Vent Replacement Kit For NB14/NB18	7.98
NB20-VR-KIT	Vent Replacement Kit For NB20 Enclosures	7.98
NBPC-V3	Outdoor Vent - Labyrinth Non Metallic Vent	19.00
NBPC-V4	Aluminum Vent - Louvered Aluminum Vent	21.00

Fan Hardware Kits

NB14-18-FHW-KIT	Fan Hardware Kit For NB14/NB18	4.98
NB14-18-FRK-10F	Fan Replacement Kit-14/18" Enclosure 120 VAC	24.98
NB14-18-FRK-20F	Fan Replacement Kit-14/18" Enclosure 240 VAC	28.98
NB14-18-FRK-40F	Fan Replacement Kit-14/18" Enclosure 48 VDC	29.98
NB14-18-FRK-50F	Fan Replacement Kit-14/18" Enclosure 12 VDC	24.98
NB20-FHW-KIT	Fan Hardware Kit For NB20 Enclosure	4.98
NB20-FRK-10F	Fan Replacement Kit-20" Enclosure 120 VAC	24.98
NB20-FRK-20F	Fan Replacement Kit-20" Enclosure 240 VAC	28.98
NB20-FRK-40F	Fan Replacement Kit-20" Enclosure 48 VDC	29.98
NB20-FRK-50F	Fan Replacement Kit-20" Enclosure 12 VDC	24.98
NBPC-FV1	Fan Shroud Vent Filter Kit Gray - One Piece	52.00
NBPC-FV2	Fan Shroud Vent Filter Kit Gray - Two Pieces	99.00
NBPC-V1	Fan Shroud Kit - One Piece (Includes Gasket And Screws)	33.00
NBPC-V2	Fan Shroud Kit - Two Pieces (Includes Gasket And Screws)	62.00

Hardware

NB-CG0.5	PC HUB Cord Grip w/ Lock Nut (.138-.236)	5.50
NB-CG0.6	PC HUB Cord Grip w/ Lock Nut (.157-.315)	5.50
NB-CG0.7	PC HUB Cord Grip w/ Lock Nut (.197-.394)	6.50
NB-CG0.8	PC HUB Cord Grip w/ Lock Nut (.236-.472)	6.50
NB-CG0.88	PC HUB Cord Grip w/ Lock Nut (.394-.551)	7.50
NB-CG1.1	PC HUB Cord Grip w/ Lock Nut (.512-.709)	8.50
NB-CG1.5	PC HUB Cord Grip w/ Lock Nut (.709-.984)	17.00
NB-CG0.66	NPT Cord Grip w/ Lock Nut (.197-.394)	6.50
NB-CG0.84	NPT Cord Grip w/ Lock Nut (.394-.551)	6.50
NB-CG1.0	NPT Cord Grip w/ Lock Nut (.512-.709)	9.50
NB-CG1.3	NPT Cord Grip w/ Lock Nut (.709-.984)	14.00
NB-HPLG-050	Liquid Tight Hole Plug (.080-.200)	3.50
NB-HPLG-063	Liquid Tight Hole Plug (.130-.375)	3.50
NB-HPLG-075	Liquid Tight Hole Plug (.175-.400)	3.50
NB-HPLG-088	Liquid Tight Hole Plug (.130-.450)	3.50
NB-HPLG-100	Liquid Tight Hole Plug (.200-.715)	4.50
NB-HPLG-110	Liquid Tight Hole Plug (.250-.765)	4.50
NBPC14-W-LID	Clear Replacement Hinge Cover for 1412 Enclosure	86.00
NBPC18-W-LID	Clear Replacement Hinge Cover for 1816 Enclosure	129.00
NBPC14-LID	Gray Replacement Hinge Cover for 1412 Enclosure	81.00
NBPC18-LID	Gray Replacement Hinge Cover for 1816 Enclosure	124.00
NBPC-BPKG	Back Panel Adjustment Kit-Gray	34.00





LIGHTNING/SURGE PROTECTORS

What are Lightning and Surge Protectors?

Lightning and surge protectors are devices whose purpose is to eliminate transients on a conductor which are induced by nearby lightning activity. They are used to prevent damage to valuable electronic equipment from these high-voltage surges and spikes.

How are Lightning and Surge Protectors used?

A lightning and surge protector is used inline between devices such as antennas and amplifiers and radios or between connections on Ethernet switches and routers. They are connected via copper cabling (Coaxial, UTP etc.).

Where are Lightning and Surge Protectors used?

Lightning and surge protectors are used in many different applications including outdoor wireless networks, indoor Ethernet network installations and in any instance where the potential for a power surge could damage or destroy communications equipment.



Don't let lightning destroy your network!

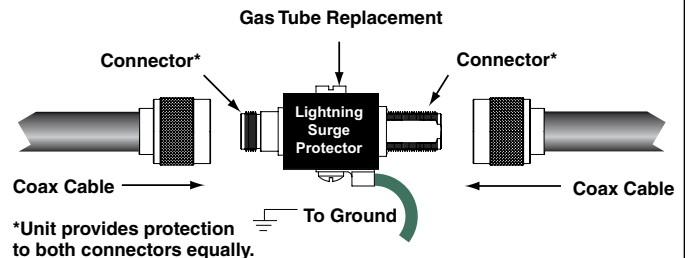
A single bolt of lightning carrying up to 100 million volts of electricity has the power to rip through roofs, explode brick walls and destroy electronic networking/communications equipment as well as industrial equipment. Don't be fooled into a false sense of security if you never receive direct strikes. Indirect lightning strikes on telephone and power lines can be just as catastrophic! Protect your valuable communications equipment with L-com's surge protectors.

Coaxial Lightning and Surge Protectors

L-com's coaxial lightning and surge protectors are available in two types, Quarter Wave and Gas Discharge models.

Quarter Wave coaxial protectors are designed to pass the desired frequency while suppressing lightning surges, much like a signal filter. Lightning strike electrical surges which operate at low frequencies are diverted through the protector's short-circuit to the ground.

Gas Discharge coaxial protectors are a type of lightning arrestor which employs a replaceable gas discharge tube, which is a component containing a small amount of gas. The gas tube dumps extremely high amounts of surge energy directly to the ground of the protector. L-com coaxial lightning protectors are available for 0-3 GHz operation or 0-6 GHz operation.



Data Line Lightning and Surge Protectors

The use of surge protectors to protect sensitive equipment from lightning strikes and surges on Ethernet data lines has become more important than ever with the advent of faster standards like 100 and 1000 Base-T Ethernet. The faster data speeds have required equipment manufacturers to use fragile high speed components.

Designed for Cat5, Cat5e and Cat6 applications, L-com's data line protectors are available in different power levels. From low power models for typical hub or client installations to high-power, 3-stage protectors designed for maximum surge protection.




In addition to our data line protectors, we offer protectors for Telephone, DSL, T1, RS422/485, RS232, 4-20 mA Current Loop, AC/DC and Video applications.

Three Stage Data Line Protector

Weatherproof Analog Pan-Tilt-Zoom (PTZ) Video Camera Lightning and Surge Protectors

Outdoor video security equipment is often mounted on top of buildings and light poles, areas more vulnerable to lightning strikes. This can damage not only the video cameras, but the controllers as well. The AL-VDP series is designed to provide lightning and surge protection for analog PTZ video cameras. These protectors incorporate individual protection circuits for the analog video line, RS485 control line and AC/DC power lines.



Grounding Note:

Proper grounding of lightning and surge protectors is required to ensure proper operation. Connecting the ground lug on the protectors to an earth ground is the recommended method. Please refer to the National Electric Code (or your local codes) for additional information or contact a licensed electrician for assistance.

Item #	Power Rating	Description	1-9	10-24	25-99	100+
--------	--------------	-------------	-----	-------	-------	------

L-com Data Line Lightning and Surge Protectors

L-com's Cat5/5e/6 lightning protectors are designed to protect expensive wired and wireless 10/100 and 10/100/1000 Base-T Ethernet systems. These robust lightning protectors are also great to use in Power over Ethernet (PoE) camera installations.

Category 5 Data Line 10/100 Base-T Protectors

HGLN-CAT5-2	✓	Indoor, Shielded RJ45	50.16	47.15	44.14	CALL
AL-CAT5VW-1	✓	Weather Resistant, RJ45	49.89	46.90	43.90	CALL
HGLN-CAT5J	✓✓	Indoor, Shielded RJ45	49.41	46.45	43.48	CALL
HGLND-CAT5J	✓✓✓	Indoor DIN Mount, Shielded RJ45	58.35	54.85	51.35	CALL
CMSP-CAT5-2	✓✓✓	Indoor Wall Mount, 2-Port, Shielded RJ45	60.82	55.95	51.09	CALL
CMSP-CAT5-4	✓✓✓	Indoor Wall Mount, 4-Port, Shielded RJ45	110.17	101.36	92.54	CALL
CMSP-CAT5-8	✓✓✓	Indoor Wall Mount, 8-Port, Shielded RJ45	183.64	176.29	168.95	CALL
AL-CAT5JW	✓✓✓	Weather Resistant, RJ45	49.66	46.68	43.70	CALL
AL-CAT5SJW	✓✓✓	Weather Resistant, Shielded RJ45	46.57	43.78	40.98	CALL
AL-CAT5PW	✓✓✓	Weather Resistant, Punch Down Terminal Block	44.06	41.42	38.77	CALL
AL-CAT5SW	✓✓✓	Weather Resistant, Screw Terminal Block	47.18	44.35	41.52	CALL
AL-CAT5W	✓✓✓✓	Weatherproof, RJ45/Screw Terminal Block	78.16	73.47	68.78	CALL
ALS-CAT5W	✓✓✓✓	Compact Weatherproof, Shielded RJ45	62.37	58.63	54.89	CALL
AL-CAT5W-4	✓✓✓✓	Weatherproof, 4-Port, Shielded RJ45	153.03	143.85	134.67	CALL
HGLN-CAT5-HP	✓✓✓✓	Indoor, High Power, Shielded RJ45	78.78	74.05	69.33	CALL
HGLND-CAT5-HP	✓✓✓✓	Indoor DIN Mount, High Power, Shielded RJ45	88.97	83.63	78.29	CALL
AL-CAT5HPJW	✓✓✓✓	Weather Resistant, High Power, Shielded RJ45	65.39	61.47	57.54	CALL
AL-CAT5SHPW	✓✓✓✓	Weatherproof, High Power, Shielded RJ45	85.67	80.53	75.39	CALL
ALW-CAT5HPJ	✓✓✓✓	Weatherproof Metal Enclosure, High Power, Shielded RJ45	93.94	86.42	78.91	CALL
ALW-CAT5HPW-4	✓✓✓✓	Weatherproof, 4-Port, High Power, Screw Terminal Block	244.86	230.17	215.48	CALL

Category 5e Data Line 10/100 Base-T Protectors

AL-CAT5EW	✓✓	Weatherproof, Screw Terminal Block	72.79	68.42	64.06	CALL
HGLN-CAT5EJW	✓✓✓	Indoor, Shielded RJ45	62.37	58.63	54.89	CALL
HGLND-CAT5EJW	✓✓✓	Indoor DIN Mount, Shielded RJ45	72.77	68.40	64.04	CALL
AL-CAT5EPW	✓✓✓	Weather Resistant, Punch Down Terminals	56.12	52.75	49.39	CALL
AL-CAT5EJW	✓✓✓	Weather Resistant, Shielded RJ45	56.12	52.75	49.39	CALL
ALS-CAT5EJWP	✓✓✓	Compact Weatherproof, Shielded RJ45	74.99	70.49	65.99	CALL
ALW-CAT5EJ	✓✓✓	Weatherproof Metal Enclosure, Shielded RJ45	88.13	81.08	74.03	CALL
ALW-CAT5EP	✓✓✓	Weatherproof Metal Enclosure, Punch Down Terminals	86.50	79.58	72.66	CALL
AL-CAT5HPW	✓✓✓	Weatherproof, High Power, Screw Terminal Block	90.41	84.99	79.56	CALL

Category 6 Data Line 10/100/1000 Base-T Protectors

HGLN-CAT6	✓	Indoor, Shielded RJ45	56.12	52.75	49.39	CALL
HGLN-CAT6J	✓✓	Indoor, Shielded RJ45, PoE Compatible	54.52	51.25	47.98	CALL
HGLND-CAT6J	✓✓	Indoor DIN Mount, Shielded RJ45	61.18	57.51	53.84	CALL
CMSP-CAT6-2	✓✓	Indoor Wall Mount, 2-Port, Shielded RJ45	86.50	79.58	72.66	CALL
CMSP-CAT6-4	✓✓	Indoor, 4-Port, Shielded RJ45	120.05	110.45	100.84	CALL
AL-CAT6JW	✓✓	Weather Resistant, RJ45	45.26	42.54	39.83	CALL
AL-CAT6PW	✓✓	Weather Resistant, Punch Down Terminal Block	46.57	43.78	40.98	CALL
AL-CAT6W	✓✓	Weatherproof, Screw Terminal Block	68.60	64.48	60.37	CALL
HGLND-CAT6-HP	✓✓✓	Indoor DIN Mount, High Power, Shielded RJ45	91.45	85.96	80.48	CALL
HGLN-CAT6-HP	✓✓✓	Indoor, High Power, Shielded RJ45	82.01	77.09	72.17	CALL
AL-CAT6HPJW	✓✓✓	Weather Resistant, High Power, Shielded RJ45	71.67	67.37	63.07	CALL
ALS-CAT6HPW	✓✓✓	Compact Weatherproof, High Power, Shielded RJ45	84.02	78.98	73.94	CALL
ALW-CAT6HPJ	✓✓✓	Weatherproof Metal Enclosure, High Power, Shielded RJ45	94.25	86.71	79.17	CALL
HGLN-CAT6JT	✓✓✓	Indoor, Differential Gas Tube, Shielded RJ45	64.85	60.96	57.07	CALL
ALS-CAT6JT	✓✓✓	Compact Weatherproof, Differential Gas Tube, Shielded RJ45	72.84	68.47	64.10	CALL
CMSP-CAT6T-2	✓✓✓	Indoor Wall Mount, 2-Port Differential Gas Tube, Shielded RJ45	92.69	85.27	77.86	CALL
CMSP-CAT6T-4	✓✓✓	Indoor, 4-Port, Differential Gas Tube, Shielded RJ45	156.08	143.59	131.11	CALL

Category 6a Data Line 10/100/1000/10G Base-T Protectors

L-com's CAT6a lightning and surge protectors provide superior protection with improved frequency response for 10/100/1000/10000 (10G) Base-T Ethernet networks. They are designed for use with CAT6a Ethernet cabling, but can also be used with CAT5, CAT5e and CAT6 cabling.

AL-CAT6AJW	✓✓	Weather Resistant, RJ45 (CAT6a)	57.32	53.88	50.44	CALL
------------	----	---------------------------------	-------	-------	-------	------

15V and 24V PoE Compatible Data Line Lightning and Surge Protectors


The lightning protectors in this section are designed to be compatible with PoE equipment requiring 15V and 24V. Note, these protectors are not intended for use with standard 48V PoE equipment.

HGLN-CAT5J24	✓✓✓	Indoor, Cat5, 15V/24V PoE, Shielded RJ45	62.35	58.61	54.87	CALL
AL-CAT5SJW24	✓✓✓	Weather Resistant, Cat5, 15V/24V PoE, Shielded RJ45	49.89	46.90	43.90	CALL
AL-CAT5W-4-24	✓✓✓	Weatherproof, 4-Port, Cat5, 15V/24V PoE, Shielded RJ45	150.31	141.29	132.27	CALL
HGLN-CAT5EJW24	✓✓✓	Indoor, Cat5e, 15V/24V PoE, Shielded RJ45	66.12	62.15	58.19	CALL
AL-CAT5EJW24	✓✓✓	Weather Resistant, Cat5e, 15V/24V PoE, Shielded RJ45	59.88	56.29	52.69	CALL
ALW-CAT5EJ24	✓✓✓	Weatherproof Metal Enclosure, Cat5e 15V/24V PoE, Shielded RJ45	86.50	79.58	72.66	CALL

Rack Mount Ethernet and Telephone/DSL Protectors

The RMSP series lightning and surge protectors provides multiple line protection in a standard 19" rack panel. Available in 4/12/24 port versions, the RMSP series mounts into any standard 19" (48.3cm) rack system and may be installed in the rear of the rack where they are normally required of line in and out.

RMSP-CAT5S-4	✓✓✓	Category 5 10/100 Base-T, 19" (48.3cm) 1U Panel, 4-Port	133.74	128.39	123.04	CALL
RMSP-CAT5S-12	✓✓✓	Category 5 10/100 Base-T, 19" (48.3cm) 2U Panel, 12-Port	211.32	202.87	194.41	CALL
RMSP-CAT5-24	✓✓✓	Category 5 10/100 Base-T, 19" (48.3cm) 1U Panel, 24-Port	472.88	453.96	435.05	CALL
RMSP-CAT6-4	✓✓✓	Category 6 10/100/1000 Base-T, 19" (48.3cm) 1U Panel, 4-Port	134.16	128.79	123.43	CALL
RMSP-CAT6-12	✓✓✓	Category 6 10/100/1000 Base-T, 19" (48.3cm) 2U Panel, 12-Port	279.05	267.89	256.73	CALL
RMSP-CAT6T-4	✓✓✓✓	Category 6 10/100/1000 Base-T, 19" (48.3cm) 1U Panel, High Power, 4-Port	149.90	143.90	137.91	CALL
RMSP-CAT6T-12	✓✓✓✓	Category 6 10/100/1000 Base-T, 19" (48.3cm) 2U Panel, High Power, 12-Port	286.97	275.49	264.01	CALL
RMSP-DT-4	✓✓✓	Telephone/DSL, 19" (48.3cm) 1U Panel, High Power, 4-Port	222.77	213.86	204.95	CALL
RMSP-DT-12	✓✓✓	Telephone/DSL, 19" (48.3cm) 2U Panel, High Power, 12-Port	668.42	641.68	614.95	CALL



The lightning bolts next to the part numbers indicate Power Rating.
 ✓ = Low Power
 ✓✓✓✓ = High Power



WPCAT5

WPDTJ



HGLND-D1-DT



C MSP-DT-4



ALW-DSL5



HGLND-D1-05



AL-D15P1228AW



ALS-D25P12DW



AL-CL2-12



HGLN-AISG1

The lightning bolts next to the part numbers indicate Power Rating.
 ⚡ = Low Power
 ⚡⚡⚡⚡⚡ = High Power

Item #	Power Rating	Description	1-9	10-24	25-99	100+
WPCAT5	⚡⚡⚡	Wall Plate, Cat5, Shielded RJ45/RJ45	47.94	46.02	44.10	CALL
WPCAT6	⚡⚡	Wall Plate, Cat6, Shielded RJ45/RJ45	55.27	53.06	50.85	CALL
WPDTJ	⚡⚡⚡⚡	Wall Plate, Telephone/DSL, RJ11/RJ11	57.53	55.23	52.93	CALL
WPDTJ	⚡⚡⚡⚡	Wall Plate, Telephone/DSL, RJ11/Punch Terminal	35.13	33.72	32.32	CALL

Telephone/DSL/T1 Protectors

L-com's Telephone, DSL and T1 lightning and surge protectors are perfect for indoor and outdoor installations. There are multiple styles to choose from including screw terminal, punch down and RJ11.

AL-D4W-DT	⚡⚡⚡	Weather Resistant, Phone/DSL, T1/E1/J1, Screw Terminal	61.19	57.52	53.85	CALL
AL-D4W-DP	⚡⚡⚡	Weather Resistant, Phone/DSL, T1/E1/J1, Punch Down Terminal	56.12	52.75	49.39	CALL
HGLN-D1-DT	⚡⚡⚡⚡	Indoor, High Power Single Line Phone/DSL, Screw Terminal	67.17	63.14	59.11	CALL
HGLND-D1-DT	⚡⚡⚡⚡	Indoor DIN Mount, High Power Single Line Phone/DSL, Screw Terminal	85.66	80.52	75.38	CALL
HGLN-DT	⚡⚡⚡⚡	Indoor, High Power Single Line Phone/DSL, RJ11	56.12	52.75	49.39	CALL
HGLN-D2T	⚡⚡⚡⚡	Indoor, High Power Dual Line Phone/DSL, RJ11	73.52	69.11	64.70	CALL
C MSP-DT-4	⚡⚡⚡⚡	Indoor, 4-Port High Power Phone/DSL, RJ11	193.05	177.61	162.16	CALL
HGLN-DSL	⚡⚡⚡⚡	Indoor, Phone/DSL, 3-Stage, RJ11	68.60	64.48	60.37	CALL
AL-DSLJW	⚡⚡⚡⚡	Weather Resistant, Phone/DSL, 3-Stage, RJ11	68.60	64.48	60.37	CALL
ALW-DSLJ	⚡⚡⚡⚡	Weatherproof Metal Enclosure, Phone/DSL, 3-Stage, RJ11	90.20	82.98	75.77	CALL
ALW-D2-DT	⚡⚡⚡⚡	Indoor, Phone/DSL, 3-Stage, Screw Terminal	68.07	63.99	59.90	CALL
HGLND-D2-DT	⚡⚡⚡⚡	Indoor DIN Mount, Phone/DSL, 3-Stage, Screw Terminal	70.02	65.82	61.62	CALL
AL-DSLW	⚡⚡⚡⚡	Weather Resistant, Phone/DSL, 3-Stage, Screw Terminal	65.47	61.54	57.61	CALL
ALW-DSL5	⚡⚡⚡⚡	Weatherproof Metal Enclosure, Phone/DSL, 3-Stage, Screw Terminal	96.23	88.53	80.83	CALL
AL-D3W-DT	⚡⚡⚡⚡	Weather Resistant, Phone/DSL, 3-Stage, Screw Terminal	93.50	87.89	82.28	CALL

RS422/RS485/RS232 Protectors

L-com's lightning and surge protectors in this section are ideal for RS422, RS485, RS232 lines as well as providing protection for sensors and control lines. All protectors in this section feature screw terminals.

AL-D4W-05	⚡⚡⚡	Weather Resistant, 4-Line RS422/485	56.12	52.75	49.39	CALL
AL-D8W-12	⚡⚡⚡	Weather Resistant, 8-Line RS232	69.14	64.99	60.84	CALL
HGLN-D1-05	⚡⚡⚡⚡	Indoor, 1-Line RS485, 3-Stage	68.53	64.42	60.31	CALL
HGLND-D1-05	⚡⚡⚡⚡	Indoor DIN Mount, RS485, 3-Stage	77.09	72.46	67.84	CALL
HGLN-D2-05	⚡⚡⚡⚡	Indoor, RS422/485, RTDs, T1/E1/J1, 3-Stage	67.95	63.87	59.80	CALL
HGLND-D2-05	⚡⚡⚡⚡	Indoor DIN Mount, RS422/485, RTDs, T1/E1/J1, 3-Stage	73.99	69.55	65.11	CALL
ALW-D2W-05	⚡⚡⚡⚡	Weather Resistant, RS422/485, RTDs, T1/E1/J1, 3-Stage	68.60	64.48	60.37	CALL
ALW-D2-05	⚡⚡⚡⚡	Weatherproof Metal Enclosure, RS422/485, 3-Stage	84.27	77.53	70.79	CALL
AL-D3W-05	⚡⚡⚡⚡	Weather Resistant, RS485	87.76	82.49	77.23	CALL
HGLN-D2-12	⚡⚡⚡⚡	Indoor, 2-Line RS232, 3-Stage	68.60	64.48	60.37	CALL
AL-D2W-12	⚡⚡⚡⚡	Weather Resistant, 2-Line RS232, 3-Stage	64.18	60.33	56.48	CALL
ALW-D2-12	⚡⚡⚡⚡	Weatherproof Metal Enclosure, 2-Line RS232, 3-Stage	86.74	79.80	72.86	CALL
AL-D4-05W	⚡⚡⚡⚡	Weatherproof, 4-Line RS422/485	89.62	84.24	78.87	CALL

RS422/RS485 Control Lines with AC/DC Supply Voltage Protectors

L-com's AL-D15P and ALS-D25P protectors incorporate individual protection circuits for RS422/485 control lines and AC/DC power lines. These protectors are ideal for RS422/485 lines with AC/DC supply voltage, analog or IP video surveillance cameras, pool/spa controllers and Pan-Tilt-Zoom (PTZ) camera controllers.

AL-D15P05DW	⚡⚡⚡⚡	5VDC, RS485, Weather Resistant, Screw Terminal	56.04	52.68	49.32	CALL
AL-D15P12DW	⚡⚡⚡⚡	12VDC, RS485, Weather Resistant, Screw Terminal	57.31	53.87	50.43	CALL
AL-D15P15DW	⚡⚡⚡⚡	15VDC, RS485, Weather Resistant, Screw Terminal	58.15	54.66	51.17	CALL
AL-D15P24DW	⚡⚡⚡⚡	24VDC, RS485, Weather Resistant, Screw Terminal	57.82	54.35	50.88	CALL
AL-D15P1228AW	⚡⚡⚡⚡	12-28VAC, RS485, Weather Resistant, Screw Terminal	53.93	50.69	47.46	CALL
ALS-D25P12DW	⚡⚡⚡⚡	12VDC, RS422/RS485, Weatherproof, Screw Terminal	94.25	88.59	82.94	CALL
ALS-D25P15DW	⚡⚡⚡⚡	15VDC, RS422/RS485, Weatherproof, Screw Terminal	78.52	73.81	69.10	CALL
ALS-D25P24DW	⚡⚡⚡⚡	24VDC, RS422/RS485, Weatherproof, Screw Terminal	94.25	88.59	82.94	CALL
ALS-D25P1228AW	⚡⚡⚡⚡	12-28VAC, RS422/RS485, Weatherproof, Screw Terminal	94.25	88.59	82.94	CALL

4-20 mA Current Loop Protectors

L-com's brand 4-20 mA protectors are ideal for sensors and controllers as well as industrial control lines, HART street light controllers, toll booths, drawbridges, railroad crossing gates and signals. Available in three voltages; 12V, 15V and 24V.

AL-CL4-12	⚡⚡⚡	12V Weather Resistant, 4-Channel, Screw Terminal	50.48	47.45	44.42	CALL
HGLN-CL1-12	⚡⚡⚡⚡	12V Indoor, 1-Channel, Screw Terminal	82.23	77.30	72.36	CALL
HGLND-CL1-12	⚡⚡⚡⚡	12V Indoor DIN Mount, 1-Channel, Screw Terminal	72.71	68.35	63.98	CALL
HGLN-CL2-12	⚡⚡⚡⚡	12V Indoor, 2-Channel, Screw Terminal	65.16	61.25	57.34	CALL
HGLND-CL2-12	⚡⚡⚡⚡	12V Indoor DIN Mount, 2-Channel, Screw Terminal	64.18	60.33	56.48	CALL
AL-CL2-12	⚡⚡⚡⚡	12V Weather Resistant, 2-Channel, Screw Terminal	64.24	60.39	56.53	CALL
AL-CL3W-12	⚡⚡⚡⚡	12V Weatherproof, 3-Channel, Screw Terminal	70.68	66.44	62.20	CALL
AL-CL4W-12	⚡⚡⚡⚡	12V Weatherproof, 4-Channel, Screw Terminal	85.73	80.59	75.44	CALL

See web site for 15V and 24V models

Remote Electrical Tilt (RET)/AISG Protector

L-com's RET/AISG protector is compatible with AISG 5, 6 and 8-conductor control lines and provides individual protection of the power and RS485 lines within the control cable.

HGLN-AISG1	⚡⚡⚡⚡	Weatherproof, RET/AISG Compatible, 8-Pin	148.50	139.59	130.68	CALL
------------	------	--	--------	--------	--------	------

Item #	Power Rating	Description	1-9	10-24	25-99	100+
AC and DC Control Line Protectors						
L-com offers a full line of AC and DC Control Line lightning and surge protectors. Available in 12V, 24V and 48V in either AC or DC models.						
AL-D8-12ACW	////	Weather Resistant, Single Stage, 12VAC, 8-Wire, Screw Terminal	61.70	58.00	54.30	CALL
AL-D8-24ACW	////	Weather Resistant, Single Stage, 24VAC, 8-Wire, Screw Terminal	94.25	88.59	82.94	CALL
AL-D8-48ACW	////	Weather Resistant, Single Stage, 48VAC, 8-Wire, Screw Terminal	61.70	58.00	54.30	CALL
AL-D8-12AC	////	Weatherproof, 12VAC, 8-Wire, Screw Terminal	88.88	83.55	78.21	CALL
AL-D8-24AC	////	Weatherproof, 24VAC, 8-Wire, Screw Terminal	104.06	97.82	91.57	CALL
AL-D8-48AC	////	Weatherproof, 48VAC, 8-Wire, Screw Terminal	104.06	97.82	91.57	CALL
AL-D8-05DCW	////	Weather Resistant, Single Stage, 5VDC, 8-Wire, Screw Terminal	78.52	73.81	69.10	CALL
AL-D8-12DCW	////	Weather Resistant, Single Stage, 12VDC, 8-Wire, Screw Terminal	78.52	73.81	69.10	CALL
AL-D8-24DCW	////	Weather Resistant, Single Stage, 24VDC, 8-Wire, Screw Terminal	94.25	88.59	82.94	CALL
AL-D8-48DCW	////	Weather Resistant, Single Stage, 48VDC, 8-Wire, Screw Terminal	74.06	69.62	65.17	CALL
AL-D8-12DC	////	Weatherproof, 12VDC, 8-Wire, Screw Terminal	104.06	97.82	91.57	CALL
AL-D8-24DC	////	Weatherproof, 24VDC, 8-Wire, Screw Terminal	104.06	97.82	91.57	CALL
AL-D8-48DC	////	Weatherproof, 48VDC, 8-Wire, Screw Terminal	104.06	97.82	91.57	CALL
HGLN-DC-12	////	Indoor, 12VDC, 1-Line, Screw Terminal	71.94	67.62	63.31	CALL

The lightning bolts next to the part numbers indicate Power Rating.
 // = Low Power
 //// = High Power



Load Cell/RTD/Strain Gauge Sensor Protectors

The AL-LC series lightning and surge protectors that provide superior protection for devices such as load cells, weighbridges, resistance temperature detectors (RTD) and strain gauge sensors.

AL-LC-30	////	Weatherproof 3-Stage Load Cell/RTD Lightning Surge Protector	104.06	97.82	91.57	CALL
AL-LC	////	Weatherproof Single Stage Load Cell/RTD Lightning Surge Protector	77.09	72.46	67.84	CALL

Audio System Protectors

L-com's outdoor speaker and public address system lightning protectors offer protection of valuable PA equipment at an affordable price.

AL-D2-AW	////	Weatherproof, 4/8 Ohm Audio Systems, Screw Terminal	94.25	88.59	82.94	CALL
AL-D2-PAW	////	Weatherproof, 70.7/100V Public Address Systems, Screw Terminals	94.25	88.59	82.94	CALL

Coaxial Video Protectors

L-com's Coaxial Video protectors are ideal for protecting surveillance and CCTV cameras, DVRs, surveillance PCs and video monitors.

CMSP-VIDEO-2	////	Indoor, 2-Port Video, BNC Connectors	62.37	57.38	52.39	CALL
CMSP-VIDEO-2I	////	Indoor, 2-Port Video, Isolated BNC Connectors	74.25	68.31	62.37	CALL
CMSP-VIDEO-4	////	Indoor, 4-Port Video, BNC Connectors	130.74	120.28	109.82	CALL
CMSP-VIDEO-4I	////	Indoor, 4-Port Video, Isolated BNC Connectors	118.68	109.19	99.69	CALL



Analog Pan-Tilt-Zoom (PTZ) Video Camera Surge Protectors

The L-com AL-VDP series are designed to provide superior lightning and surge protection for analog PTZ video cameras. These protectors incorporate individual protection circuits for the analog video line, RS485 control line and AC/DC power lines.

AL-VDP012DW	////	12VDC Weatherproof, Grounded BNC Connectors	140.31	129.09	117.86	CALL
AL-VDP112DW	////	12VDC Weatherproof, Isolated BNC Connectors	164.26	151.12	137.98	CALL
AL-VDP024DW	////	24VDC Weatherproof, Grounded BNC Connectors	140.31	129.09	117.86	CALL
AL-VDP124DW	////	24VDC Weatherproof, Isolated BNC Connectors	140.31	129.09	117.86	CALL
AL-VDP01228AW	////	12-28VAC Weatherproof, Grounded BNC Connectors	164.26	151.12	137.98	CALL
AL-VDP11228AW	////	12-28VAC Weatherproof, Isolated BNC Connectors	185.63	170.78	155.93	CALL

USB Lightning and Surge Protectors, Panel Mountable

The L-com AL-ECF504 series USB surge protectors are commercial quality devices designed to protect a computer's sensitive USB ports from surges and spikes from attached devices. To ensure USB 2.0 speeds, the device uses ultra-low capacitance diodes to protect the data lines. In addition, a protection device clamps the power lines to safe levels. These panel mount protectors are available with or without a pigtail cable.

AL-ECF504-AB		USB Type A Female Bulkhead/Type B Female	22.69	21.33	19.97	CALL
AL-ECF504-AA12		USB Type A Female Bulkhead/Type A Male, 12" (30.5cm) Pigtail*	25.45	23.92	22.40	CALL
AL-ECF504-AB12		USB Type A Female Bulkhead/Type B Male, 12" (30.5cm) Pigtail*	25.45	23.92	22.40	CALL

*Also available in lengths of 24" (61.0cm), 36" (91.4cm), 48" (121.9cm) and 72" (182.9cm). See web site for details.

Telephone/DSL/T1 Protectors

The LPXTRJ11-1F surge suppressor is a high-current, solid-state device designed to protect equipment from transient over-voltages on telephone lines with RJ-11 connectors using pins 3 and 4. The LPXTRJ45-T1 Surge Suppressor is a high-speed, high-current, solid-state device designed to protect equipment from transient over voltages on data lines.


LPXTRJ11-1F	160VDC Data Line Protector RJ11 Male/Female, 12" (30.5cm)	94.37	90.60	86.82	CALL
LPXTRJ45-T1	12VDC Data Line Protector T1 RJ45 Female/Female	115.34	110.73	106.11	CALL



Data Line Protectors Bulkhead Mount

The LPXT Series Din-Rail DC surge suppressors are modular, high-speed, high-current, solid-state devices designed to protect electronic equipment and systems from transient overvoltage. The suppressor limits the magnitude of transient overvoltage that may occur on low voltage DC power lines, 4-20mA current loops or low frequency data lines. Data lines that benefit from LPXT suppression include: Ethernet, RS485/232, Profibus, Foundation Fieldbus, DH+ or DeviceNet.

LPXT-DC-DIN-12V	DC Protector DIN Rail Mount with Terminal Block 12VDC	183.49	176.15	168.81	CALL
LPXT-DC-DIN-24V	DC Protector DIN Rail Mount with Terminal Block 24VDC	183.49	176.15	168.81	CALL
LPXT-DC-DIN-48V	DC Protector DIN Rail Mount with Terminal Block 48VDC	193.98	186.22	178.46	CALL
LPXT-DC-DIN-70V	DC Protector DIN Rail Mount with Terminal Block 70VDC	198.17	190.24	182.32	CALL



LPXT Data Line Protector Modules and Chassis

The LPXT-MOD-CHASSIS is a 1RU 19" rack mount chassis designed to hold up to 16 LPXT protection modules which when installed into the chassis leaves all input/output connections facing front. The LPXT Series Protection Modules employ a hybrid protection solution comprised of high-energy gas discharge tube technology and low-capacitance transient blocking technology. You can mix & match the different modules to meet your unique configuration requirements.

Note: The dedicated dual ground studs on the rear of the unit must be connected to the nearest master ground bar for proper operation.

LPXT-MOD-CHASSIS	1U 19" Rack Mount 16 Slot Enclosure For LPXT Data Line Protector Modules	166.72	160.05	153.38	CALL
LPXT-MOD-C1D2	5VDC LPXT Data Line Protector Module 10/100 RJ45 F/F	115.34	110.73	106.11	CALL
LPXT-MOD-GB-C1D2	5VDC LPXT Data Line Protector Module 1GB RJ45 F/F	125.82	120.79	115.75	CALL
LPXT-MOD-POE-C1D2	48VDC LPXT Data Line Protector Module 10/100 POE RJ45 F/F	115.34	110.73	106.11	CALL
LPXT-MD-GB-POE-C1D2	70VDC LPXT Data Line Protector Module 1GB PoE RJ45S F/F	230.68	221.45	212.23	CALL



Item	Description	1-9	10-24	25-99	100+
LPXTRJ45-GBPOE	Data Surge Protector, Indoor, Gigabit Ethernet PoE++ Shielded RJ45	57.00	53.58	50.16	CALL
LPXTRJ45-GBPOE+	Data Surge Protector, Indoor, Gigabit Ethernet PoE++ Shielded RJ45	62.50	58.75	55.00	CALL
LPXTRJ45-GBPOE++	Data Surge Protector, Indoor, Gigabit Ethernet PoE++ Shielded RJ45	69.00	64.86	60.72	CALL

Data Line Protectors

L-com's brand of lightning protectors are designed to protect your investment in expensive wired and wireless communications equipment. There are many styles to choose from ranging from standard to high power models. These robust lightning protectors are also great to use in PoE camera installations.

LPXTRJ45-GB	Data Surge Protector, Indoor, Gigabit Ethernet, RJ45	99.61	95.63	91.64	CALL
LPXTRJ45-GB-6PRT	3.3VDC Data Line Protector 1GB 6 RJ45S Female/Female	602.91	578.79	554.68	CALL
LPXTRJ45S-GB	5VDC Data Line Protector 1GB RJ45S Female/Female	131.07	125.83	120.58	CALL
LPXTRJ45-100TX-POE	5V, 24VDC Data Line Protector 10/100 PoE RJ45S Female/Female	166.72	160.05	153.38	CALL
LPXTRJ45-100TX	12VDC Data Line Protector 10/100 RJ45 Female/Female	103.81	99.66	95.51	CALL
LPXTRJ45S-GB-POE	48VDC Data Line Protector 1GB PoE RJ45S Female/Female	125.82	120.79	115.75	CALL
LPXTRJ45S-100TX-POE	48VDC Data Line Protector 10/100 PoE RJ45S Female/Female	157.28	150.99	144.70	CALL

Data Line Protectors for Indoor/Outdoor

The LPXT-WP Wallmount/Pole Mount Series of Broadband Communications Protectors are designed to protect data networks with combinations of high speed data protocols. The protection circuits utilize silicon avalanche diode technology. The units are intended to be wall mounted and an optional bracket is available to allow a wide range of pole mount applications.

LPXT-WP-POE-60V	Data Line Protector Indoor/Outdoor 10/100 POE 6VDC Data 60V Mode B only	162.52	156.02	149.52	CALL
LPXT-WP-P-60V-C1D2	Data Line Protector Indoor/Outdoor 10/100 POE 60V	141.55	135.89	130.23	CALL
LPXT-WP-GB-DT-C1D2	Data Line Protector Indoor/Outdoor 1GB POE 60V	220.19	211.38	202.57	CALL
LPXT-WP-POE-90V	Data Line Protector Indoor/Outdoor 10/100 POE 90V	141.55	135.89	130.23	CALL
LPXT-WP-P-60V-C1D2	Data Line Protector Indoor/Outdoor 10/100 POE 60V	141.55	135.89	130.23	CALL
LPXT-WP-PMT	Data Line Protector Pole Mount Kit	30.41	29.19	27.98	CALL

Data Line Surge Protection Designed to Support GbE, PoE+ and GbE, PoE++ Protocols, for Indoor/Outdoor

The LPXT-WP-GB-POE series of data line surge protectors are designed with ease of installation in mind to protect GbE, PoE+ and GbE, PoE++ networks for indoor and IP 65 applications. The LPXT-WP-GB-POE series offers gas tube and hybrid technology options providing superior cost effective protection for data speeds up to 1 Gb/s.

LPXT-WP-GB-POE+60V	Data Line Protector Indoor/Outdoor 1GB POE 802.3at 60V	52.43	50.33	48.24	CALL
LPXT-WP-GB-POE++60V	Data Line Protector Indoor/Outdoor 1GB POE 802.3bt 60V	89.13	85.56	82.00	CALL

Data Line Protectors Bulkhead Mount

LPXT-BH-POE-48V	Data Line Protector Bulkhead Mount 10/100 POE 48VDC	220.19	211.38	202.57	CALL
LPXT-BH-GB-POE-48V	Data Line Protector Bulkhead Mount 1GB POE 48VDC	250.60	240.58	230.55	CALL
LPXT-BH-CDGB-POE48V	Data Line Protector Bulkhead Mount 1GB POE 48VDC, Silicon Cascaded Design	355.46	341.24	327.02	CALL

Serial Protector Wallmounts with Terminal Blocks

LPXT-WM-TERM-12V	Serial Protector Wallmount with Terminal Block 12VDC	131.07	125.83	120.58	CALL
LPXT-WM-TERM-52V	Serial Protector Wallmount with Terminal Block 52VDC	131.07	125.83	120.58	CALL
LPXT-WM-TERM-120V	Serial Protector Wallmount with Terminal Block 120VDC	141.55	135.89	130.23	CALL
LPXT-WM-TERM-160V	Serial Protector Wallmount with Terminal Block 160VDC	145.75	139.92	134.09	CALL

L-com Coaxial Lightning and Surge Protectors

L-com's coaxial lightning and surge protectors feature replaceable gas tubes (except for 1/4 wave models), multi-strike capability and bi-directional protection.

0-3 GHz Coaxial Protectors

AL-NFNFB-9	Type N Female to Type N Female Bulkhead, 90V	25.66	23.61	21.55	CALL
AL-NFNFBHP-9	Type N Female to Type N Female Bulkhead, Indoor, High Power, 90V	34.57	31.80	29.04	CALL
AL-NMNF-9	Type N Male to Type N Female Bulkhead, 90V	25.66	23.61	21.55	CALL
AL-BMBFB-9	BNC Male to BNC Female Bulkhead, 90V	21.16	19.47	17.77	CALL
AL-TMTFB-9	TNC Male to TNC Female Bulkhead, 90V	33.98	31.26	28.54	CALL
AL-UFUFB-6	UHF Female to UHF Female Bulkhead, 600V	28.29	26.03	23.76	CALL
AL-RBPRJB-9	RP-BNC Plug to RP-BNC Jack Bulkhead, 90V	21.57	19.84	18.12	CALL
AL-RTPRTJB-9	RP-TNC Plug to RP-TNC Jack Bulkhead, 90V	34.31	31.57	28.82	CALL
AL-FFFF-9	Type F Female to Type F Female, 90V	33.33	30.66	28.00	CALL

0-6 GHz Coaxial Protectors

AL6-NFNFBW-9	Type N Female to Type N Female Bulkhead, 90V	48.47	44.59	40.71	CALL
AL6-NMNF-9	Type N Male to Type N Female Bulkhead, 90V	48.00	44.16	40.32	CALL
AL6-RSPRSJBW-9	RP-SMA Plug to RP-SMA Jack Bulkhead, 90V	44.06	40.54	37.01	CALL

0-6 GHz In-line Crimp Type Coaxial Protectors

AL6-NF-14-9	Type N Female Bulkhead to Crimp End, 90V	42.79	39.37	35.94	CALL
AL6-NM-14-9	Type N Male to Crimp End, 90V	42.79	39.37	35.94	CALL

Quarter Wave Coaxial Protectors

ALQ2-NMNF	2300-2700 MHz Type N Male to Type N Female Bulkhead	49.89	45.90	41.91	CALL
ALQ2-DMDFB	800-2250 MHz 7/16 DIN Male to 7/16 DIN Female Bulkhead	101.01	92.93	84.85	CALL
ALQ2-DFDFB	800-2250 MHz 7/16 DIN Female to 7/16 DIN Female Bulkhead	101.01	92.93	84.85	CALL

Low PIM Quarter Wave Coaxial Protectors

ALQP-DFDFB	800-2250 MHz 7/16 DIN Female to 7/16 DIN Female Bulkhead, Low PIM	107.33	100.89	94.45	CALL
ALQP-DMDFB	800-2250 MHz 7/16 DIN Male to 7/16 DIN Female Bulkhead, Low PIM	104.20	97.95	91.70	CALL
ALQP-NFNFB	800-2250 MHz Type N Female to Type N Female Bulkhead, Low PIM	91.79	86.28	80.78	CALL
ALQP-NMNF	800-2250 MHz Type N Male to Type N Female Bulkhead, Low PIM	91.79	86.28	80.78	CALL



Item #	Description	List Price
--------	-------------	------------

High Performance RF Broadband Coaxial Lightning and Surge Protectors

L-com's LCSP1000 series of surge arrestors use a patented surge filter design. The almost instantaneous response to a lightning surge minimizes energy let-through and protects critical wireless equipment. Models available with ultra-low PIM performance and DC Pass (AISG) capability, used in 4G and 5G applications.

LCSP1000	Type N Female/Female In/Out RF Surge Protector 698MHz - 2.7GHz DC Block 500W IP67 40kA Surge Filter	106.58
LCSP1001	Type N Female/Male RF Surge Protector 698MHz - 2.7GHz DC Block 500W IP67 40kA Surge Filter	106.58
LCSP1002	Type N Female/Male Bulkhead RF Surge Protector 698MHz - 2.7GHz DC Block 500W IP67 40kA Surge Filter	117.81
LCSP1003	Type N Female/Male RF Surge Protector 698MHz - 2.7GHz DC Block 500W IP67 40kA Surge Filter Low PIM -155 dBc	122.55
LCSP1004	7/16 Female/Female RF Surge Protector 698MHz - 2.7GHz DC Pass 1000W IP67 20kA Surge Filter Low PIM -155 dBc	124.73
LCSP1005	7/16 Female/Male RF Surge Protector 698MHz - 2.7GHz DC Pass 1000W IP67 20kA Surge Filter Low PIM -155 dBc	149.22
LCSP1006	7/16 Female/Male RF Surge Protector 698MHz - 2.7GHz DC Block 500W IP67 40kA Surge Filter Low PIM -155 dBc	148.64
LCSP1007	7/16 Female/Male In/Out Bulkhead RF Surge Protector 698MHz - 2.7GHz DC Block 500W IP67 40kA Surge Filter	160.53
LCSP1008	7/16 Female/Male Bulkhead RF Surge Protector 698MHz - 2.7GHz DC Block 500W IP67 Surge Filter Low PIM -163 dBc	160.53
LCSP1060	4.3-10 Male/Female RF Surge Protector 698MHz - 2.7GHz DC Block 500W IP67 40kA Surge Filter Low PIM -173 dBc	138.80
LCSP1051	4.3-10 Female/Female RF Surge Protector 698MHz - 2.7GHz DC Block 500W IP67 40kA Surge Filter Low PIM -173 dBc	146.96

RF Coaxial Lightning and Surge Protectors for UH, UHF and VHF Bands

L-com's LCSP1021-1032 series of DC block surge protectors are designed to protect against lightning events and are ideal for HF, UHF and VHF radios. This family of RF protectors can be used for applications such as emergency response, SCADA and public safety communications with frequency ranges between 1.5 MHz to 1000 MHz. Optional weather proofing kit and copper cleaning kit are available for purchase separately.

LCSP1021	Type N Female/Female In/Out RF Surge Protector 125MHz - 1GHz DC Block 375W 20kA Blocking Cap and Gas Tube	70.86
LCSP1022	Type N Female/Female In/Out RF Surge Protector 125MHz - 1GHz DC Block 500W Blocking Cap and Gas Tube	85.73
LCSP1023	Type N Male/Female In/Out RF Surge Protector 125MHz - 1GHz DC Block 375W 20kA Blocking Cap and Gas Tube	70.86
LCSP1024	Type N Female/Female Bulkhead RF Surge Protector 10MHz - 1GHz DC Block 1.5kW 20kA Blocking Cap and Gas Tube	78.14
LCSP1025	Type N Female/Female In/Out RF Surge Protector 1.5MHz - 700MHz DC Block 2kW 50kA Blocking Cap and Gas Tube	70.86
LCSP1026	UHF Female/Female In/Out RF Surge Protector 1.5MHz - 700MHz DC Block 2kW 50kA Blocking Cap and Gas Tube	75.43
LCSP1027	Type N Female/Female In/Out RF Surge Protector 1.5MHz - 700MHz DC Block 500W 50kA Blocking Cap and Gas Tube	115.56
LCSP1028	Type N Male/Female In/Out RF Surge Protector 125MHz - 1GHz DC Block 375W 20kA Blocking Cap and Gas Tube	78.14
LCSP1029	Type N Female/Female In/Out RF Surge Protector 125MHz - 1GHz DC Block 200W 50kA Blocking Cap and Gas Tube	115.56
LCSP1030	Type N Female/Female In/Out RF Surge Protector 1.5MHz - 700MHz DC Block 3kW 20kA Blocking Cap and Gas Tube	85.73
LCSP1031	Type N Male/Female In/Out RF Surge Protector 125MHz - 1GHz DC Block 500W 50kA Blocking Cap and Gas Tube	85.73
LCSP1032	UHF Female/Female Bulkhead RF Surge Protector 1.5MHz - 700MHz DC Block 2kW 50kA Blocking Cap and Gas Tube	82.80

RF Coaxial Lightning and Surge Protectors for VHF Bands

L-com's LCSP1033-1037 series of surge protectors provides DC block surge protection for LMR and remote monitor applications requiring frequencies between 100 MHz and 512 MHz. Industry leading PIM rated products are also available.

LCSP1033	Type N Female/Female In/Out RF Surge Protector 100MHz - 512MHz 750W IP67 20kA Surge Filter Bracket toward Body	118.91
LCSP1034	7/16 Male/Female In/Out RF Surge Protector 100MHz - 512MHz 750W IP67 20kA Surge Filter Low PIM -155 dBc	186.85
LCSP1035	Type N Female/Female In/Out RF Surge Protector 100MHz - 512MHz 750W IP67 20kA Surge Filter with Bracket	118.91
LCSP1036	Type N Male/Female In/Out RF Surge Protector 100MHz - 512MHz 750W IP67 20kA Surge Filter	118.91
LCSP1037	7/16 Female/Female In/Out RF Surge Protector 100MHz - 512MHz 750W IP67 20kA Surge Filter	158.15

RF Coaxial Lightning and Surge Protectors 0-7GHz with Gas Tube Technology

L-com's LCSP1038-1041 series of RF DC pass broadband surge arrestors are cost-effective and can be used for many general applications such as land mobile radio, WiFi and GPS. Products offer excellent VSWR and superior RF performance for equipment operating between DC and 7GHz. They are available in a variety of connector options with replaceable gas-tube options also available.

LCSP1038	Type N Female/Female RF Surge Protector DC - 7GHz and 3GHz - 4GHz DC Pass 90W IP67 20kA Gas Discharge Tube	50.02
LCSP1039	Type N Female/Female In/Out RF Surge Protector DC - 3GHz and 1GHz - 3GHz DC Pass 90W IP67 Gas Discharge Tube	65.41
LCSP1040	Type N Female/Female In/Out RF Surge Protector DC - 2.4GHz DC Pass 40W IP67 18kA Gas Discharge Tube	84.15
LCSP1041	Type N Female/Male In/Out RF Surge Protector DC - 7GHz DC Pass 90W IP67 Gas Discharge Tube	50.02

RF Coaxial Lightning and Surge Protectors for WiFi Applications

L-com's LCSP1048-1050 series of surge arrestors use a patented surge filter design to provide superior lightning and surge protection performance targeted for WiFi applications.

LCSP1048	Type N Female/Female In/Out RF Surge Protector 2GHz - 6GHz DC Block 10W IP67 10kA Surge Filter	61.77
LCSP1049	Type N Female/Male In/Out RF Surge Protector 2GHz - 6GHz DC Block 10W IP67 10kA Surge Filter	61.77
LCSP1050	Type N Female/Female In/Out RF Surge Protector 1.8GHz - 3.8GHz 10W IP67 18kA Surge Filter	108.58

RF Coaxial High Performance 4.3-10 Coaxial Surge Protectors

L-com's LCSP1000s series of surge arrestors use a patented surge filter design. The almost instantaneous response to a lightning surge minimizes energy let-through and protects critical wireless equipment. Models available with ultra-low PIM performance and DC Pass (AISG) capability, used in 4G and 5G applications.

LCSP1061	4.3-10 F/F Bulkhead Coaxial RF Surge Protector, 698MHz - 2.7GHz, DC Pass, Low PIM -173dBc	178.00
LCSP1062	4.3-10 F/M Bulkhead Coaxial RF Surge Protector, 698MHz - 2.7GHz, DC Pass, Low PIM -173dBc	178.00

Item #	Description	1-9	10-24	25-99	100+
--------	-------------	-----	-------	-------	------

Replacement Gas Tubes

LPX090G	0-6 GHz, 90V, Replacement Gas Tube for Old AL6 Series Coax Protectors	15.22	13.70	12.18	CALL
LPX090-6	0-6 GHz, 90V, Replacement Gas Tube for AL6-NxNFBW-9 Coax Protectors	8.87	7.98	7.10	CALL
LPX090	0-3 GHz, 90V, Replacement Gas Tube for AL Series Coax Protectors	7.44	6.70	5.95	CALL
LPX230	0-3 GHz, 230V, Replacement Gas Tube for AL Series Coax Protectors	10.74	9.67	8.59	CALL
LPX350	0-3 GHz, 350V, Replacement Gas Tube for AL Series Coax Protectors	10.74	9.67	8.59	CALL
LPX600	0-3 GHz, 600V, Replacement Gas Tube for AL Series Coax Protectors	10.74	9.67	8.59	CALL

Grounding Kits and Clamps

HT-GK400	Grounding Kit for LMR400 Series Cable	23.27	22.34	21.41	CALL
HT-GK600	Grounding Kit for LMR600 Series Cable	23.96	23.00	22.04	CALL



Power over Ethernet (PoE) Midspan/Injectors

L-com offers a wide range of PoE Midspan/Injectors styles including reverse polarity and 4-port models. These PoE Midspan/Injectors can be used to supply power as well as data to PoE compliant devices such as access points, CPEs, IP phone and wireless routers over a single Ethernet cable.

Item #	Description	1-9	10-24	25-99	100+
--------	-------------	-----	-------	-------	------

All-In-One Midspan/Injector with Integral Power Supply

PSW1212-POE	12 VDC, 12W, Wall Mount, RJ45	21.27	19.99	18.72	CALL
PS1212-POE	12 VDC, 12W, Desktop, RJ45, Requires PSCORD2 Power Cord	30.70	28.86	27.02	CALL
PSW2424-POE	24 VDC, 24W, Wall Mount, RJ45	21.27	19.99	18.72	CALL
PS2424-POE	24 VDC, 24W, Desktop, RJ45, Requires PSCORD3 Power Cord	30.70	28.86	27.02	CALL
PSW4824-POE	48 VDC, 24W, Wall Mount, RJ45	21.06	19.80	18.53	CALL
PS4820-POE-1	48 VDC, 20W, Dual RJ45	32.78	30.81	28.85	CALL
PS4834GB-POE-2	48 VDC, 34W, Gigabit, 2-Port RJ45	66.66	62.66	58.66	CALL

Cat5 Midspan/Injectors

BT-CAT5-E1	Compact Single Port, 5-48 VDC	8.36	7.86	7.36	CALL
BT-CAT5-E1-4848	BT-CAT5-E1 with 48VDC/48W Power Supply	42.71	40.15	37.58	CALL
BT-CAT5-E1-4870	BT-CAT5-E1 with 48VDC/70W Power Supply	56.83	53.42	50.01	CALL
BT-CAT5-P1	Single Port, 5-48 VDC	30.12	28.31	26.51	CALL
BT-CAT5-P1-4848	BT-CAT5-P1 with 48VDC/48W Power Supply	64.47	60.60	56.73	CALL
BT-CAT5-P1-4870	BT-CAT5-P1 with 48VDC/70W Power Supply	101.08	95.02	88.95	CALL
BT-CAT5-P1-56118	BT-CAT5-P1 with 56VDC/117.6W Power Supply	122.96	115.58	108.20	CALL
BTD-CAT5-P1	DIN Mount Single Port, 5-48 VDC	44.29	41.63	38.98	CALL
BTD-CAT5-P1-4848	BTD-CAT5-P1 with 48VDC/48W Power Supply	50.02	47.02	44.02	CALL
BTD-CAT5-P1-4870	BTD-CAT5-P1 with 48VDC/70W Power Supply	86.62	81.42	76.23	CALL
BT-CAT5-P1J	Single Port, 5-48 VDC with Cat5 Surge Protection	45.90	43.15	40.39	CALL
BT-CAT5-P1J-4848	BT-CAT5-P1J with 48VDC/48W Power Supply	80.08	75.28	70.47	CALL
BT-CAT5-P1J-4870	BT-CAT5-P1J with 48VDC/70W Power Supply	123.56	116.15	108.73	CALL
BT-CAT5-P1J-56118	BT-CAT5-P1J with 56VDC/117.6W Power Supply	138.59	130.27	121.96	CALL
BTD-CAT5-P1J	DIN Mount Single Port, 5-48 VDC w/Cat5 Surge Protection	52.63	49.47	46.31	CALL
BTD-CAT5P1J4848	BTD-CAT5-P1J with 48VDC/48W Power Supply	88.26	82.96	77.67	CALL
BTD-CAT5P1J4870	BTD-CAT5-P1J with 48VDC/70W Power Supply	86.49	81.30	76.11	CALL
BT-CAT5-P1R	Single Port, 5-48 VDC, Reverse Polarity	40.93	38.47	36.02	CALL
BT-CAT5-P1R-4848	BT-CAT5-P1R with 48VDC/48W Power Supply	71.90	67.59	63.27	CALL
BT-CAT5-P1R-4870	BT-CAT5-P1R with 48VDC/70W Power Supply	76.07	71.51	66.94	CALL
BT-CAT5-P1R-56118	BT-CAT5-P1R with 56VDC/117.6W Power Supply	84.41	79.35	74.28	CALL
BTD-CAT5-P1R	DIN Mount Single Port, 5-48 VDC, Reverse Polarity	44.13	41.48	38.83	CALL
BTD-CAT5P1R-4848	BTD-CAT5-P1R with 48VDC/48W Power Supply	58.36	54.86	51.36	CALL
BTD-CAT5P1R-4870	BTD-CAT5-P1R with 48VDC/70W Power Supply	81.28	76.40	71.53	CALL
BT-CAT5-P4	Four Port, 5-48 VDC	65.50	61.57	57.64	CALL
BT-CAT5-P4-4848	BT-CAT5-P4 with 48VDC/48W Power Supply	100.41	94.39	88.36	CALL
BT-CAT5-P4-4870	BT-CAT5-P4 with 48VDC/70W Power Supply	140.95	132.49	124.04	CALL
BT-CAT5-P4-56118	BT-CAT5-P4 with 56VDC/117.6W Power Supply	156.30	146.92	137.54	CALL
BTD-CAT5-P4	DIN Mount Four Port, 5-48 VDC	78.88	74.15	69.41	CALL
BTD-CAT5-P4-4848	BTD-CAT5-P4 with 48VDC/48W Power Supply	81.28	76.40	71.53	CALL
BTD-CAT5-P4-4870	BTD-CAT5-P4 with 48VDC/70W Power Supply	104.20	97.95	91.70	CALL
BT-CAT5-P4J	Four Port, 5-48 VDC with Cat5 Surge Protection	72.97	68.59	64.21	CALL
BT-CAT5-P4J-4848	BT-CAT5-P4J with 48VDC/48W Power Supply	109.22	102.67	96.11	CALL
BT-CAT5-P4J-4870	BT-CAT5-P4J with 48VDC/70W Power Supply	150.04	141.04	132.04	CALL
BT-CAT5-P4J-56118	BT-CAT5-P4J with 56VDC/117.6W Power Supply	164.64	154.76	144.88	CALL
BTD-CAT5-P4J	DIN Mount Four Port, 5-48 VDC w/Cat5 Surge Protection	81.09	76.22	71.36	CALL
BTD-CAT5P4J-4848	BTD-CAT5-P4J with 48VDC/48W Power Supply	110.46	103.83	97.20	CALL
BTD-CAT5P4J-4870	BTD-CAT5-P4J with 48VDC/70W Power Supply	157.77	148.30	138.84	CALL

Cat5e Midspan/Injectors

BT-CAT5E-P1-HP	Single Port, 5-60 VAC/DC with High Power Cat5e Surge Protection	60.82	57.17	53.52	CALL
BT-CAT5E-P1-HP-4848	BT-CAT5E-P1-HP with 48VDC/48W Power Supply	86.29	81.11	75.94	CALL
BT-CAT5E-P1-HP-4870	BT-CAT5E-P1-HP with 48VDC/70W Power Supply	130.68	122.84	115.00	CALL
BT-CAT5E-P1-HP56118	BT-CAT5E-P1-HP with 56VDC/117.6W Power Supply	103.16	96.97	90.78	CALL
BTD-CAT5E-P1-HP	DIN Mount Single Port, 5-60 VAC/DC w/High Power Cat5e Surge Protection	80.12	75.31	70.51	CALL
BTD-CAT5E-P1-HP-4848	BT-CAT5E-P1-HP with 48VDC/48W Power Supply	80.54	75.71	70.88	CALL
BTD-CAT5E-P1-HP-70W	BT-CAT5E-P1-HP with 48VDC/70W Power Supply	97.95	92.07	86.20	CALL
BT-CAT5E-P1-HPW	Single Port, Weather Resistant, 5-60 VAC/DC with High Power Cat5e Surge Protection	60.03	56.43	52.83	CALL
BT-CAT5E-P1-HPW-4848	BT-CAT5E-P1-HPW with 48VDC/48W Power Supply	70.86	66.61	62.36	CALL
BT-CAT5E-P1-HPW-4870	BT-CAT5E-P1-HPW with 48VDC/70W Power Supply	129.21	121.46	113.70	CALL
BT-CAT5E-P1-HPW56118	BT-CAT5E-P1-HPW with 56VDC/117.6W Power Supply	102.12	95.99	89.87	CALL

Cat6 Gigabit Midspan/Injectors

BT-CAT6-P1	Single Port, 5-60 VAC/DC	52.63	49.47	46.31	CALL
BT-CAT6-P1-4848	BT-CAT6-P1 with 48VDC/48W Power Supply	83.36	78.36	73.36	CALL
BT-CAT6-P1-4870	BT-CAT6-P1 with 48VDC/70W Power Supply	130.18	122.37	114.56	CALL
BT-CAT6-P1-56118	BT-CAT6-P1 with 56VDC/117.6W Power Supply	144.84	136.15	127.46	CALL
BTD-CAT6-P1	DIN Mount Single Port, 5-60 VAC/DC	58.47	54.96	51.45	CALL
BTD-CAT6-P1-4848	BTD-CAT6-P1 with 48VDC/48W Power Supply	88.57	83.26	77.94	CALL
BTD-CAT6-P1-4870	BTD-CAT6-P1 with 48VDC/70W Power Supply	140.01	131.61	123.21	CALL
BT-CAT6-P1-HP	Single Port, 5-60 VAC/DC with High Power Cat6 Surge Protection	78.77	74.04	69.32	CALL
BT-CAT6P1HP-48W	BT-CAT6-P1-HP with 48VDC/48W Power Supply	113.64	106.82	100.00	CALL
BT-CAT6P1HP-70W	BT-CAT6-P1-HPW with 48VDC/70W Power Supply	154.06	144.82	135.57	CALL
BT-CAT6-P1-HP-56118	BT-CAT6-P1-HP with 56VDC/117.6W Power Supply	168.81	158.68	148.55	CALL
BT-CAT6-P1-HPW	Single Port, Weather Resistant, 5-60 VAC/DC with High Power Cat6 Surge Protection	79.53	74.76	69.99	CALL
BT-CAT6P1HPW48W	BT-CAT6-P1-HPW with 48VDC/48W Power Supply	114.74	107.86	100.97	CALL
BT-CAT6P1HPW70W	BT-CAT6-P1-HPW with 48VDC/70W Power Supply	108.37	101.87	95.37	CALL
BTD-CAT6-P1-HP	DIN Mount Single Port, 5-60 VAC/DC w/High Power Cat6 Surge Protection	75.95	72.91	69.87	CALL
BTD-CAT6P1HP48W	BTD-CAT6-P1-HP with 48VDC/48W Power Supply	107.33	103.04	98.74	CALL
BTD-CAT6P1HP70W	BTD-CAT6-P1-HPW with 48VDC/70W Power Supply	116.71	112.04	107.37	CALL
BT-CAT6-P1-HPW56118	BT-CAT6-P1-HPW with 56VDC/117.6W Power Supply	114.62	107.74	100.87	CALL
BT-CAT6-P4	Four Port, 5-60 VAC/DC	91.22	85.75	80.27	CALL
BT-CAT6-P4-4848	BT-CAT6-P4 with 48VDC/48W Power Supply	126.87	119.26	111.65	CALL
BT-CAT6-P4-4870	BT-CAT6-P4 with 48VDC/70W Power Supply	168.79	158.66	148.54	CALL
BT-CAT6-P4-56118	BT-CAT6-P4 with 56VDC/117.6W Power Supply	125.04	117.54	110.04	CALL

Cat5 Splitter/Tap with Adjustable DC Output

The BT-CAT5-R0512 PoE Splitter/Tap delivers both data and DC power to non-PoE equipped Ethernet devices using a single Cat5 cable. It features a user adjustable output voltage selector which can be set for 5VDC, 7.5VDC, 9VDC or 12VDC allowing it to be used with a wide range of non-PoE devices.

Item #	Description	1-9	10-24	25-99	100+
BT-CAT5-R0512	100/1000 Base-T PoE Splitter/Tap with Adjustable DC Output	38.24	35.95	33.65	CALL



Switching Power Supplies

PS909-21R	9 VDC @ 1A (9W), 2.1mm DC Plug	12.74	12.23	11.72	CALL
PS1212-21R	12 VDC @ 1A (12W), 2.1mm Right Angle DC Plug	16.40	15.74	15.09	CALL
PS1224-21R	12 VDC @ 2A (24W), 2.1mm Right Angle DC Plug	18.36	17.63	16.89	CALL
PS1240-21R	12 VDC @ 3.33A (40W), 2.1mm Right Angle DC Plug	25.57	24.55	23.52	CALL
PS1566	15 VDC @ 4.4A (66W), 2.1mm DC Plug	109.08	104.72	100.35	CALL
PS4848-25R	48 VDC @ 1A (48W), 2.5mm Right Angle DC Plug	31.98	31.34	30.70	CALL
PS4870-25R	48 VDC @ 1.5A (70W), 2.5mm Right Angle DC Plug	69.60	66.82	64.03	CALL



Lighter Plug to 2.1mm Right Angle DC Plug, 3A Fuse

PS-LIGHTER-06	Cigarette Plug to 2.1mm Right Angle DC Plug, 3A Fuse, 6ft (1.8m)	11.19	10.74	10.29	CALL
---------------	--	-------	-------	-------	------

Accessories

PSX-EU2	EU 4/4.8mm Round to US NEMA 6-15R Flat A/C Adapter	4.32	3.89	3.46	CALL
PSCORD2	2 Conductor Plug, USA/AC Power Cord, 1.0ft (0.3m)	4.96	4.76	4.56	CALL
PSCORD3	3 Conductor Plug, USA/AC Power Cord, 1.0ft (0.3m)	6.04	5.80	5.56	CALL

PLANET 802.3at/af PoE Extenders

PLANET's PoE Extenders are simple devices designed to extend both the reach of Ethernet Data and IEEE 802.3at/802.3af PoE over the standard 100m (328ft.) CAT5e/6 UTP cable to 200m, 300m or more.

Item #	Description	List Price
POE-PTE101	PLANET POE-E101 802.3af PoE Extender	55.17
POE-PTE201	PLANET POE-E201 802.3at/af Gigabit PoE Extender	79.54
PT-LRP-101U-KIT	PLANET LRP-101U-KIT 802.3at/af 1-Port Long Reach PoE over UTP Extender	307.42
PT-LRP-101C-KIT	PLANET LRP-101U-KIT 802.3at/af 1-Port Long Reach PoE over Coax Extender	307.42
PT-IPOE-E202	PLANET IPOE-E202 Industrial 1-Port 802.3at PoE+ to 2-Port 802.3af Extender	295.21
PT-IPOE-E174	PLANET IPOE-E174 802.3at/af 1-Port Ultra PoE to 4-Port Gigabit PoE Extender	185.48



PLANET 15x and 17x Series PoE Injector and Splitters

POE-PT151	PLANET POE-151 48 VDC, 802.3af PoE Injector, Includes Power Supply	35.01
POE-162S	PLANET POE-162 5/12 VDC, 802.3af PoE Splitter	41.67
PT-POE-171	PLANET POE-171 60W, Single Port, Gigabit Ultra PoE Injector, Includes Power Supply	105.02
PT-POE-171S	PLANET POE-171S 12/19/24 VDC, Gigabit Ultra PoE Splitter, Includes Power Cables	93.35



PLANET PoE Injector Hubs

POE-PT1200G	PLANET POE-1200G 48 VDC, 12-Port 802.3af Gigabit PoE Injector Hub	341.57
POE-PT2400G	PLANET POE-2400G 48 VDC, 24-Port 802.3af Gigabit PoE Injector Hub	524.02



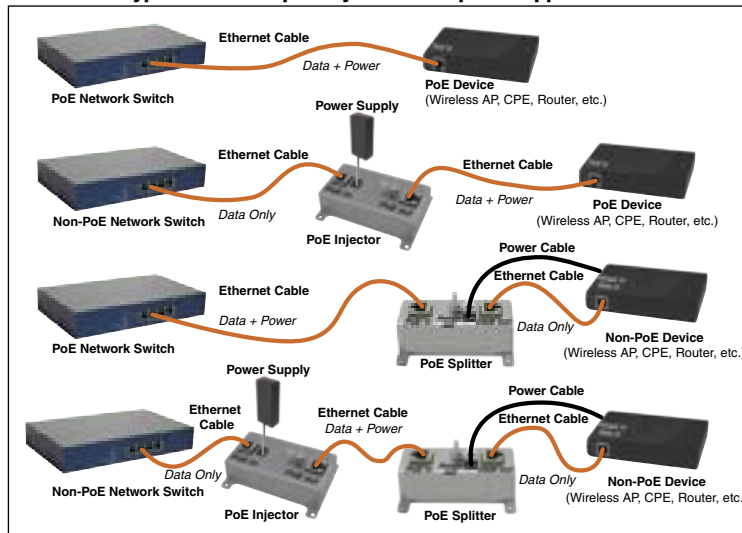
PLANET PoE Ethernet Switches

PLANET's PoE Ethernet switches are designed to provide data and power to a wide range of PoE compatible devices. These feature packed switches are available in wall mount, rack mount and industrial IP67 rated versions.

PT-GSD-604HP	PLANET GSD-604HP 4-Port 10/100/1000T 802.3at PoE+ Desktop Gigabit Ethernet Switch	90.38
PT-GSW-2620HP	PLANET GSW-2620HP 24-Port 10/100/1000T 802.3at PoE+ SFP Gigabit Ethernet Switch	370.96
PT-FGSD-1022VHP	PLANET FGSD-1022VHP 8-Port 10/100TX 802.3at PoE+ with 2-Port Gigabit TP/SFP Combo Ethernet Switch	185.48
PT-FGSW-1822VHP	PLANET FGSW-1822VHP 16-Port 10/100TX 802.3at PoE+ with 2-Port Gigabit TP/SFP Combo Ethernet Switch	335.21
PT-FGSW-2622VHP	PLANET FGSW-2622VHP 24-Port 10/100TX 802.3at PoE+ with 2-Port Gigabit TP/SFP Combo Ethernet Switch	393.88
PT-ISW-804PT-M12	PLANET ISW-804PT-M12 Industrial IP67 Rated 8-Port 10/100Mbps M12 Fast Ethernet PoE Switch	427.22
PT-WGS-804HP	PLANET WGS-804HP 8-Port 10/100/1000T Wall Mounted Gigabit Ethernet Switch with 4-Port PoE+	224.89



Typical PoE Midspan/Injector and Splitter Applications



TELECOM/MODULAR-PREMISE WIRING

What is Premise Wiring?

Premise Wiring is the cabling, connectors and accessories that are used to connect LAN (Local Area Network) and phone equipment inside a commercial building.

How is Premise Wiring used?

Premise Wiring is made up of vertical and horizontal cable runs from a central location throughout buildings to individual desktops.

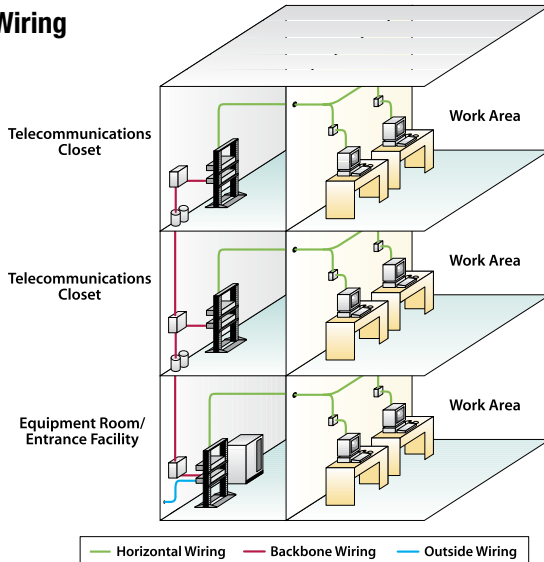
Where is Premise Wiring used?

Premise wiring can be found in just about all public and private buildings, including educational and government buildings as well as in many newer homes.

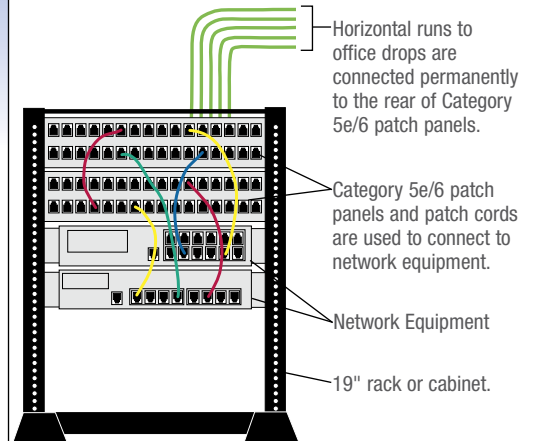
Typical LAN Premise Wiring

Wiring Notes:

1. Category 5e/6 unshielded twisted pair is the norm. Use 4 pair solid conductor inside the walls, 4 pair stranded for patch cords. Plenum rated cabling may be necessary depending upon fire codes in your area.
2. Maximum distance for a horizontal run is 90m (solid conductor) plus an additional 10m (stranded conductor) for patching.
3. Fiber is the common choice for backbone wiring. It is also recommended for horizontal runs over 100m.




Typical Telecommunications Closet



Approximately 70% of network downtime is due to faulty cables

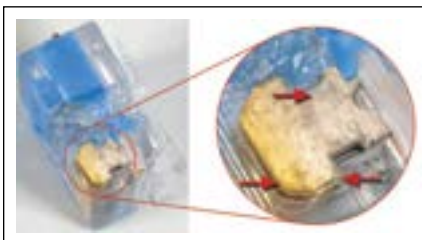
Quality Components are the building blocks of a reliable network



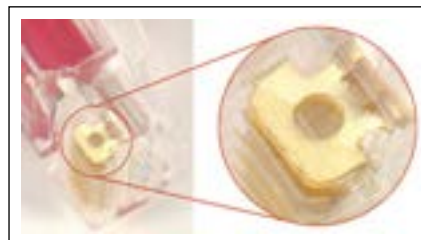
This is an example of our competitor's inferior copper clad aluminum cable design.

Cable

Many low cost telecom/modular cables use copper clad aluminum or copper clad steel. Aluminum and steel have much higher resistance than copper, resulting in increased data loss and low transmission speeds. L-com uses only pure copper conductors on its cables. Additionally, cable jackets can be made with less fireproofing materials than claimed and in some cases the writing on the jacket might state 24 AWG but is actually made from 25 or 26 AWG wire.



Gold flash on competitor's RJ45 contact has deteriorated, degrading connectivity.



L-com connectors with 50 microinches (1.27µm) of gold do not degrade.

Connectors

Some competitor's connectors use only a gold flash where L-com ensures 50 microinches (1.27µm) or better of gold flash on our connectors.

Gold flash on connectors quickly rubs off, especially for patch cables. This can result in a measurably slower network and even dropped connectivity.

To view the entire article concerning counterfeit and low quality telecom/modular cables visit our website: L-com.com/CableTest

Item #	Description	Length	1-9	10-24	25-99	100+
--------	-------------	--------	-----	-------	-------	------

Category 6a 28 AWG Shielded Slim-line Patch Cables

L-com's slim-line Ethernet patch cables are the ideal solution for high density patching applications. The patent pending spline-free design provides a reduced diameter profile which offers a perfect solution for applications that require a smaller and more flexible cable. With a performance rating of Category 6a, these cables support data rates up to 10Gbps for demanding high-speed voice, video and data applications. L-com's low profile short boot design saves additional space on your patch panel allowing for a clean organized look to patch bays. Available with a standard PVC jacket, a dual rated CM-LSZH (low-smoke zero halogen) jacket that meets both CM and LSZH standards or a high-temperature +105°C CMP (plenum) jacket.

TRD628AP-BLU-1	Shielded Category 6a Low Profile Slim Patch Cord, RJ45/RJ45, CMP +105°C, Blue	1.0ft (0.3m)	13.40	12.86	12.33	CALL
TRD628AP-BLU-3	Shielded Category 6a Low Profile Slim Patch Cord, RJ45/RJ45, CMP +105°C, Blue	3.0ft (0.9m)	17.48	16.78	16.08	CALL
TRD628AP-BLU-5	Shielded Category 6a Low Profile Slim Patch Cord, RJ45/RJ45, CMP +105°C, Blue	5.0ft (1.5m)	21.89	21.01	20.14	CALL
TRD628AP-BLU-7	Shielded Category 6a Low Profile Slim Patch Cord, RJ45/RJ45, CMP +105°C, Blue	7.0ft (2.1m)	28.50	27.36	26.22	CALL
TRD628AP-BLU-10	Shielded Category 6a Low Profile Slim Patch Cord, RJ45/RJ45, CMP +105°C, Blue	10.0ft (3.0m)	35.17	33.76	32.36	CALL
TRD628AP-BLU-14	Shielded Category 6a Low Profile Slim Patch Cord, RJ45/RJ45, CMP +105°C, Blue	14.0ft (4.3m)	46.50	44.64	42.78	CALL
TRD628AP-BLU-20	Shielded Category 6a Low Profile Slim Patch Cord, RJ45/RJ45, CMP +105°C, Blue	20.0ft (6.0m)	59.53	57.15	54.77	CALL

TRD628ABL-1	Shielded Category 6a Low Profile Slim Patch Cord, RJ45/RJ45, PVC, Blue	1.0ft (0.3m)	11.69	11.22	10.75	CALL
TRD628ABL-3	Shielded Category 6a Low Profile Slim Patch Cord, RJ45/RJ45, PVC, Blue	3.0ft (0.9m)	12.92	12.40	11.89	CALL
TRD628ABL-5	Shielded Category 6a Low Profile Slim Patch Cord, RJ45/RJ45, PVC, Blue	5.0ft (1.5m)	14.25	13.68	13.11	CALL
TRD628ABL-7	Shielded Category 6a Low Profile Slim Patch Cord, RJ45/RJ45, PVC, Blue	7.0ft (2.1m)	15.59	14.97	14.34	CALL
TRD628ABL-10	Shielded Category 6a Low Profile Slim Patch Cord, RJ45/RJ45, PVC, Blue	10.0ft (3.0m)	17.76	17.05	16.34	CALL
TRD628ABL-14	Shielded Category 6a Low Profile Slim Patch Cord, RJ45/RJ45, PVC, Blue	14.0ft (4.3m)	20.01	19.21	18.41	CALL

TRD628ALS-BLU-1	Shielded Category 6a Low Profile Slim Patch Cord, RJ45/RJ45, CM-LSZH, Blue	1.0ft (0.3m)	10.70	10.27	9.84	CALL
TRD628ALS-BLU-3	Shielded Category 6a Low Profile Slim Patch Cord, RJ45/RJ45, CM-LSZH, Blue	3.0ft (0.9m)	13.88	13.32	12.77	CALL
TRD628ALS-BLU-5	Shielded Category 6a Low Profile Slim Patch Cord, RJ45/RJ45, CM-LSZH, Blue	5.0ft (1.5m)	16.20	15.55	14.90	CALL
TRD628ALS-BLU-7	Shielded Category 6a Low Profile Slim Patch Cord, RJ45/RJ45, CM-LSZH, Blue	7.0ft (2.1m)	21.07	20.23	19.38	CALL
TRD628ALS-BLU-10	Shielded Category 6a Low Profile Slim Patch Cord, RJ45/RJ45, CM-LSZH, Blue	10.0ft (3.0m)	26.09	25.05	24.00	CALL
TRD628ALS-BLU-14	Shielded Category 6a Low Profile Slim Patch Cord, RJ45/RJ45, CM-LSZH, Blue	14.0ft (4.3m)	34.44	33.06	31.68	CALL

Category 6 28 AWG Unshielded Slim-line Patch Cables

L-com's slim-line Ethernet patch cables are the ideal solution for high density patching applications. The patent pending spline-free design provides a 38% smaller cross sectional area, a perfect solution for applications that require a smaller and more flexible cable. With a performance rating of Category 6, these cables support data rates up to 1Gbps for demanding high-speed voice, video and data applications. L-com's low profile short boot design saves additional space on your patch panel allowing for a clean organized look to patch bays. Available with a standard PVC jacket or a dual rated LSZH (low-smoke zero halogen) jacket that meets both CM and LSZH standards.

TRD628BL-1	Category 6 Low Profile Slim Ethernet Patch Cable, RJ45/RJ45, PVC, Blue	1.0ft (0.3m)	7.76	7.45	7.14	CALL
TRD628BL-3	Category 6 Low Profile Slim Ethernet Patch Cable, RJ45/RJ45, PVC, Blue	3.0ft (0.9m)	8.66	8.31	7.97	CALL
TRD628BL-5	Category 6 Low Profile Slim Ethernet Patch Cable, RJ45/RJ45, PVC, Blue	5.0ft (1.5m)	9.87	9.48	9.08	CALL
TRD628BL-7	Category 6 Low Profile Slim Ethernet Patch Cable, RJ45/RJ45, PVC, Blue	7.0ft (2.1m)	11.65	11.18	10.72	CALL
TRD628BL-10	Category 6 Low Profile Slim Ethernet Patch Cable, RJ45/RJ45, PVC, Blue	10.0ft (3.0m)	13.14	12.61	12.09	CALL
TRD628BL-14	Category 6 Low Profile Slim Ethernet Patch Cable, RJ45/RJ45, PVC, Blue	14.0ft (4.3m)	15.10	14.50	13.89	CALL

TRD628LS-BLU-1	Category 6 Low Profile Slim Ethernet Patch Cable, RJ45/RJ45, CM-LSZH, Blue	1.0ft (0.3m)	7.48	7.18	6.88	CALL
TRD628LS-BLU-3	Category 6 Low Profile Slim Ethernet Patch Cable, RJ45/RJ45, CM-LSZH, Blue	3.0ft (0.9m)	10.33	9.92	9.50	CALL
TRD628LS-BLU-5	Category 6 Low Profile Slim Ethernet Patch Cable, RJ45/RJ45, CM-LSZH, Blue	5.0ft (1.5m)	14.67	14.08	13.50	CALL
TRD628LS-BLU-7	Category 6 Low Profile Slim Ethernet Patch Cable, RJ45/RJ45, CM-LSZH, Blue	7.0ft (2.1m)	19.17	18.40	17.64	CALL
TRD628LS-BLU-10	Category 6 Low Profile Slim Ethernet Patch Cable, RJ45/RJ45, CM-LSZH, Blue	10.0ft (3.0m)	23.84	22.89	21.93	CALL
TRD628LS-BLU-14	Category 6 Low Profile Slim Ethernet Patch Cable, RJ45/RJ45, CM-LSZH, Blue	14.0ft (4.3m)	31.63	30.36	29.10	CALL

Category 6 28 AWG Shielded Slim-line Patch Cables

L-com's slim-line Ethernet patch cables are the ideal solution for high density patching applications. The patent pending spline-free design provides a 38% smaller cross sectional area, a perfect solution for applications that require a smaller and more flexible cable. With a performance rating of Category 6, these cables support data rates up to 1Gbps for demanding high-speed voice, video and data applications. L-com's low profile short boot design saves additional space on your patch panel allowing for a clean organized look to patch bays. Available with a high-temperature +105°C CMP (plenum) jacket.

TRD628P-BLU-1	Shielded Category 6 Low Profile Slim Patch Cable, RJ45/RJ45, CMP +105°C, Blue	1.0ft (0.3m)	10.95	10.51	10.07	CALL
TRD628P-BLU-3	Shielded Category 6 Low Profile Slim Patch Cable, RJ45/RJ45, CMP +105°C, Blue	3.0ft (0.9m)	15.14	14.53	13.93	CALL
TRD628P-BLU-5	Shielded Category 6 Low Profile Slim Patch Cable, RJ45/RJ45, CMP +105°C, Blue	5.0ft (1.5m)	20.41	19.59	18.78	CALL
TRD628P-BLU-7	Shielded Category 6 Low Profile Slim Patch Cable, RJ45/RJ45, CMP +105°C, Blue	7.0ft (2.1m)	26.48	25.42	24.36	CALL
TRD628P-BLU-10	Shielded Category 6 Low Profile Slim Patch Cable, RJ45/RJ45, CMP +105°C, Blue	10.0ft (3.0m)	32.65	31.34	30.04	CALL
TRD628P-BLU-14	Shielded Category 6 Low Profile Slim Patch Cable, RJ45/RJ45, CMP +105°C, Blue	14.0ft (4.3m)	43.06	41.34	39.62	CALL
TRD628P-BLU-20	Shielded Category 6 Low Profile Slim Patch Cable, RJ45/RJ45, CMP +105°C, Blue	20.0ft (6.0m)	55.21	53.00	50.79	CALL



TRD628AP-BLU



TRD628ABL



TRD628ALS-BLU



TRD628BL



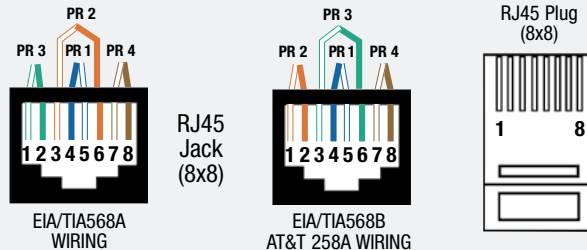
TRD628LS-BLU



TRD628P-BLU

Common Wiring Standards for Data Communications

There are two common wiring standards for LAN wiring. When buying components such as jacks or patch panels, be sure to specify if you need EIA568A or EIA568B.



Premium Category 6a RJ45 10-Gig Shielded Patch Cords

L-com's TRD695A Category 6a cable assemblies offer true 10 Gigabit Ethernet speeds at frequencies up to 500 Mhz. These robust Category 6a cables are perfect for high speed computing applications often found in data centers. Category 6a cable color options include blue (BLU), black (BLK), red (RD), and gray (GRY).



Ordering is easy, add the desired color code to the part number Ex: TRD695ABLK-1

Item #	Description	Length	1-9	10-24	25-99	100+
TRD695A __-1	Shielded Category 6a PVC Jacket Patch Cord, RJ45/RJ45	1.0ft (0.3m)	13.96	13.40	12.84	CALL
TRD695A __-2	Shielded Category 6a PVC Jacket Patch Cord, RJ45/RJ45	2.0ft (0.6m)	15.22	14.61	14.00	CALL
TRD695A __-3	Shielded Category 6a PVC Jacket Patch Cord, RJ45/RJ45	3.0ft (0.9m)	16.00	15.36	14.72	CALL
TRD695A __-5	Shielded Category 6a PVC Jacket Patch Cord, RJ45/RJ45	5.0ft (1.5m)	17.59	16.89	16.18	CALL
TRD695A __-7	Shielded Category 6a PVC Jacket Patch Cord, RJ45/RJ45	7.0ft (2.1m)	19.79	19.00	18.21	CALL
TRD695A __-10	Shielded Category 6a PVC Jacket Patch Cord, RJ45/RJ45	10.0ft (3.0m)	21.93	21.05	20.18	CALL
TRD695A __-15	Shielded Category 6a PVC Jacket Patch Cord, RJ45/RJ45	15.0ft (4.6m)	27.93	26.81	25.70	CALL
TRD695A __-20	Shielded Category 6a PVC Jacket Patch Cord, RJ45/RJ45	20.0ft (6.0m)	34.60	33.22	31.83	CALL
TRD695A __-25	Shielded Category 6a PVC Jacket Patch Cord, RJ45/RJ45	25.0ft (7.6m)	37.39	35.89	34.40	CALL
TRD695A __-30	Shielded Category 6a PVC Jacket Patch Cord, RJ45/RJ45	30.0ft (9.1m)	41.64	39.97	38.31	CALL
TRD695A __-40	Shielded Category 6a PVC Jacket Patch Cord, RJ45/RJ45	40.0ft (13.2m)	52.60	50.50	48.39	CALL
TRD695A __-50	Shielded Category 6a PVC Jacket Patch Cord, RJ45/RJ45	50.0ft (15.2m)	62.36	59.87	57.37	CALL
TRD695A __-60	Shielded Category 6a PVC Jacket Patch Cord, RJ45/RJ45	60.0ft (18.0m)	68.99	66.23	63.47	CALL
TRD695A __-75	Shielded Category 6a PVC Jacket Patch Cord, RJ45/RJ45	75.0ft (22.9m)	91.72	88.05	84.38	CALL
TRD695A __-100	Shielded Category 6a PVC Jacket Patch Cord, RJ45/RJ45	100.0ft (30.4m)	111.20	106.75	102.30	CALL

Premium Category 6a RJ45 10-Gig Plenum (CMP) Shielded Patch Cords

The TRD695AP series of Category 6a rated cables offer true 10 Gigabit Ethernet speeds as well as meeting plenum (CMP) standards for applications requiring the most stringent burn ratings. Available in blue (BLU), green (GRN) and white (WHT).



Ordering is easy, add the desired color code to the part number Ex: TRD695APBLU-1

Item #	Description	Length	1-9	10-24	25-99	100+
TRD695AP __-1	Shielded Category 6a, Plenum Jacket Patch Cord, RJ45/RJ45	1.0ft (0.3m)	20.17	19.36	18.56	CALL
TRD695AP __-2	Shielded Category 6a, Plenum Jacket Patch Cord, RJ45/RJ45	2.0ft (0.6m)	21.43	20.57	19.72	CALL
TRD695AP __-3	Shielded Category 6a, Plenum Jacket Patch Cord, RJ45/RJ45	3.0ft (0.9m)	22.70	21.79	20.88	CALL
TRD695AP __-5	Shielded Category 6a, Plenum Jacket Patch Cord, RJ45/RJ45	5.0ft (1.5m)	25.23	24.22	23.21	CALL
TRD695AP __-7	Shielded Category 6a, Plenum Jacket Patch Cord, RJ45/RJ45	7.0ft (2.1m)	27.77	26.66	25.55	CALL
TRD695AP __-10	Shielded Category 6a, Plenum Jacket Patch Cord, RJ45/RJ45	10.0ft (3.0m)	31.57	30.31	29.04	CALL
TRD695AP __-15	Shielded Category 6a, Plenum Jacket Patch Cord, RJ45/RJ45	15.0ft (4.6m)	37.90	36.38	34.87	CALL
TRD695AP __-20	Shielded Category 6a, Plenum Jacket Patch Cord, RJ45/RJ45	20.0ft (6.0m)	44.23	42.46	40.69	CALL
TRD695AP __-25	Shielded Category 6a, Plenum Jacket Patch Cord, RJ45/RJ45	25.0ft (7.6m)	50.57	48.55	46.52	CALL
TRD695AP __-30	Shielded Category 6a, Plenum Jacket Patch Cord, RJ45/RJ45	30.0ft (9.1m)	56.90	54.62	52.35	CALL
TRD695AP __-50	Shielded Category 6a, Plenum Jacket Patch Cord, RJ45/RJ45	50.0ft (15.2m)	82.23	78.94	75.65	CALL
TRD695AP __-75	Shielded Category 6a, Plenum Jacket Patch Cord, RJ45/RJ45	75.0ft (22.9m)	113.90	109.34	104.79	CALL
TRD695AP __-100	Shielded Category 6a, Plenum Jacket Patch Cord, RJ45/RJ45	100.0ft (30.4m)	145.57	139.75	133.92	CALL

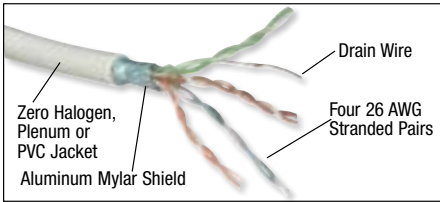
Premium Category 6a RJ45 10-Gig LSZH Shielded Patch Cords

L-com's TRD695ASZ series of Category 6a rated cables offer true 10 Gigabit Ethernet speeds as well as meeting LSZH (Low Smoke Zero Halogen) standards for applications where PVCs combustive toxicity is not allowed. Available in blue (BLU), black (BLK) or red (RED).



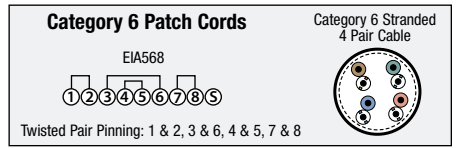
Ordering is easy, add the desired color code to the part number Ex: TRD695ASZBLU-1

Item #	Description	Length	1-9	10-24	25-99	100+
TRD695ASZ __-1	Shielded Category 6a LSZH Jacket Patch Cord, RJ45/RJ45	1.0ft (0.3m)	24.45	23.47	22.49	CALL
TRD695ASZ __-2	Shielded Category 6a LSZH Jacket Patch Cord, RJ45/RJ45	2.0ft (0.6m)	26.48	25.42	24.36	CALL
TRD695ASZ __-3	Shielded Category 6a LSZH Jacket Patch Cord, RJ45/RJ45	3.0ft (0.9m)	27.50	26.40	25.30	CALL
TRD695ASZ __-5	Shielded Category 6a LSZH Jacket Patch Cord, RJ45/RJ45	5.0ft (1.5m)	29.50	28.32	27.14	CALL
TRD695ASZ __-7	Shielded Category 6a LSZH Jacket Patch Cord, RJ45/RJ45	7.0ft (2.1m)	31.49	30.23	28.97	CALL
TRD695ASZ __-10	Shielded Category 6a LSZH Jacket Patch Cord, RJ45/RJ45	10.0ft (3.0m)	34.53	33.15	31.77	CALL
TRD695ASZ __-15	Shielded Category 6a LSZH Jacket Patch Cord, RJ45/RJ45	15.0ft (4.6m)	39.52	37.94	36.36	CALL
TRD695ASZ __-20	Shielded Category 6a LSZH Jacket Patch Cord, RJ45/RJ45	20.0ft (6.0m)	44.50	42.72	40.94	CALL
TRD695ASZ __-25	Shielded Category 6a LSZH Jacket Patch Cord, RJ45/RJ45	25.0ft (7.6m)	49.48	47.50	45.52	CALL
TRD695ASZ __-30	Shielded Category 6a LSZH Jacket Patch Cord, RJ45/RJ45	30.0ft (9.1m)	54.50	52.32	50.14	CALL
TRD695ASZ __-50	Shielded Category 6a LSZH Jacket Patch Cord, RJ45/RJ45	50.0ft (15.2m)	74.43	71.45	68.48	CALL
TRD695ASZ __-75	Shielded Category 6a LSZH Jacket Patch Cord, RJ45/RJ45	75.0ft (22.9m)	99.39	95.41	91.44	CALL
TRD695ASZ __-100	Shielded Category 6a LSZH Jacket Patch Cord, RJ45/RJ45	100.0ft (30.4m)	124.30	119.33	114.36	CALL



Premium Category 6 RJ45 to RJ45 Shielded Patch Cords

Category 6 has become the de facto standard when installing new network cabling. With high bandwidth applications on the rise and Ethernet network deployments venturing into new areas such as factory environments, the need for shielded Category 6 cable assemblies has also increased. L-com has stepped up to this new demand and created a line of high performance Category 6 patch cords that feature a 100% foil shield and the option of either a PVC, Plenum or Zero Halogen jacket.



Ordering is easy, add the desired color code to the part number. Ex: TRD695DSZ-BLK-1.
 *Note: No suffix necessary for gray TRD695SZ assemblies.

Item #	Description	Length	1-9	10-24	25-99	100+
Category 6 Double Shielded LSZH 26 AWG Stranded Patch Cords						
TRD695DSZ--1	Double Shielded Category 6 LSZH Patch Cord, RJ45/RJ45	1.0ft (0.3m)	16.08	15.44	14.79	CALL
TRD695DSZ--2	Double Shielded Category 6 LSZH Patch Cord, RJ45/RJ45	2.0ft (0.6m)	17.76	17.05	16.34	CALL
TRD695DSZ--3	Double Shielded Category 6 LSZH Patch Cord, RJ45/RJ45	3.0ft (0.9m)	18.64	17.89	17.15	CALL
TRD695DSZ--5	Double Shielded Category 6 LSZH Patch Cord, RJ45/RJ45	5.0ft (1.5m)	20.46	19.64	18.82	CALL
TRD695DSZ--7	Double Shielded Category 6 LSZH Patch Cord, RJ45/RJ45	7.0ft (2.1m)	24.09	23.13	22.16	CALL
TRD695DSZ--10	Double Shielded Category 6 LSZH Patch Cord, RJ45/RJ45	10.0ft (3.0m)	27.36	26.27	25.17	CALL
TRD695DSZ--15	Double Shielded Category 6 LSZH Patch Cord, RJ45/RJ45	15.0ft (4.6m)	35.27	33.86	32.45	CALL
TRD695DSZ--25	Double Shielded Category 6 LSZH Patch Cord, RJ45/RJ45	25.0ft (7.6m)	51.99	49.91	47.83	CALL
TRD695DSZ--50	Double Shielded Category 6 LSZH Patch Cord, RJ45/RJ45	50.0ft (15.2m)	83.31	79.98	76.65	CALL
TRD695DSZ--75	Double Shielded Category 6 LSZH Patch Cord, RJ45/RJ45	75.0ft (22.9m)	121.38	116.52	111.67	CALL
TRD695DSZ--100	Double Shielded Category 6 LSZH Patch Cord, RJ45/RJ45	100.0ft (30.4m)	149.37	143.40	137.42	CALL

Category 6 Shielded Patch Cords with LSZH Jacket

This series features a LSZH jacket and a 100% foil shield. The four pair 26 AWG stranded Category 6 cable is terminated with L-com's unique shielded Category 6 plugs, with a fully crimped shield termination that doubles as a strain relief. Ex: TRD695SZBLK-1

TRD695SZ--1	Shielded Category 6 LSZH Patch Cord, RJ45/RJ45	1.0ft (0.3m)	11.00	10.67	10.34	CALL
TRD695SZ--2	Shielded Category 6 LSZH Patch Cord, RJ45/RJ45	2.0ft (0.6m)	12.36	11.99	11.62	CALL
TRD695SZ--3	Shielded Category 6 LSZH Patch Cord, RJ45/RJ45	3.0ft (0.9m)	13.94	13.52	13.10	CALL
TRD695SZ--5	Shielded Category 6 LSZH Patch Cord, RJ45/RJ45	5.0ft (1.5m)	17.34	16.82	16.30	CALL
TRD695SZ--7	Shielded Category 6 LSZH Patch Cord, RJ45/RJ45	7.0ft (2.1m)	20.60	19.98	19.36	CALL
TRD695SZ--10	Shielded Category 6 LSZH Patch Cord, RJ45/RJ45	10.0ft (3.0m)	24.97	24.22	23.47	CALL
TRD695SZ--15	Shielded Category 6 LSZH Patch Cord, RJ45/RJ45	15.0ft (4.6m)	33.04	32.05	31.06	CALL
TRD695SZ--25	Shielded Category 6 LSZH Patch Cord, RJ45/RJ45	25.0ft (7.6m)	49.10	47.63	46.15	CALL
TRD695SZ--50	Shielded Category 6 LSZH Patch Cord, RJ45/RJ45	50.0ft (15.2m)	89.17	86.49	83.82	CALL
TRD695SZ--75	Shielded Category 6 LSZH Patch Cord, RJ45/RJ45	75.0ft (22.9m)	129.35	125.47	121.59	CALL
TRD695SZ--100	Shielded Category 6 LSZH Patch Cord, RJ45/RJ45	100.0ft (30.4m)	169.42	164.34	159.25	CALL

Category 6 Shielded Patch Cords with PVC Jacket



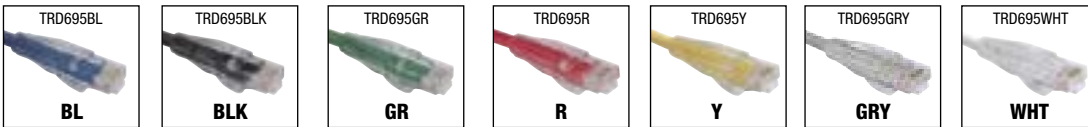
Ordering is easy, add the desired color code to the part number. Ex: TRD695SCR-BLK-3 *Note: No suffix necessary for gray assemblies.

Item #	Description	Length	1-9	10-24	25-99	100+
TRD695SCR--1	Shielded Category 6 Patch Cord, RJ45/RJ45	1.0ft (0.3m)	9.70	9.41	9.12	CALL
TRD695SCR--2	Shielded Category 6 Patch Cord, RJ45/RJ45	2.0ft (0.6m)	10.67	10.35	10.03	CALL
TRD695SCR--3	Shielded Category 6 Patch Cord, RJ45/RJ45	3.0ft (0.9m)	11.29	10.95	10.61	CALL
TRD695SCR--5	Shielded Category 6 Patch Cord, RJ45/RJ45	5.0ft (1.5m)	12.95	12.56	12.17	CALL
TRD695SCR--7	Shielded Category 6 Patch Cord, RJ45/RJ45	7.0ft (2.1m)	14.86	14.41	13.97	CALL
TRD695SCR--10	Shielded Category 6 Patch Cord, RJ45/RJ45	10.0ft (3.0m)	17.43	16.91	16.38	CALL
TRD695SCR--15	Shielded Category 6 Patch Cord, RJ45/RJ45	15.0ft (4.6m)	21.79	21.14	20.48	CALL
TRD695SCR--25	Shielded Category 6 Patch Cord, RJ45/RJ45	25.0ft (7.6m)	30.91	29.98	29.06	CALL
TRD695SCR--50	Shielded Category 6 Patch Cord, RJ45/RJ45	50.0ft (15.2m)	52.75	51.17	49.58	CALL
TRD695SCR--75	Shielded Category 6 Patch Cord, RJ45/RJ45	75.0ft (22.9m)	75.49	73.23	70.96	CALL
TRD695SCR--100	Shielded Category 6 Patch Cord, RJ45/RJ45	100.0ft (30.4m)	95.97	93.09	90.21	CALL

Premium Category 6 RJ45 Hi-Speed Network Patch Cords with PVC Jacket

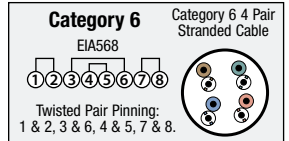
Competitive pricing and high quality is what makes L-com's Category 6 patch cords the right choice. Made with high performance 4-pair Category 6 cable and snagless plugs, these cables are ready to be installed in your network.

Affordability and peace of mind are assured when choosing L-com's patch cords. Large volume OEM requests are welcomed with this series. Contact us today for all your patch cord needs.





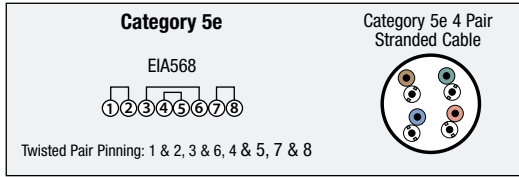
Ordering is easy, add the desired color code to the part number. Ex: TRD695BL-1

TRD695--1	Category 6 Patch Cord, RJ45/RJ45	1.0ft (0.3m)	7.60	7.45	7.14	CALL
TRD695--3	Category 6 Patch Cord, RJ45/RJ45	3.0ft (0.9m)	9.15	8.97	8.60	CALL
TRD695--5	Category 6 Patch Cord, RJ45/RJ45	5.0ft (1.5m)	10.20	10.00	9.59	CALL
TRD695--7	Category 6 Patch Cord, RJ45/RJ45	7.0ft (2.1m)	11.64	11.41	10.94	CALL
TRD695--10	Category 6 Patch Cord, RJ45/RJ45	10.0ft (3.0m)	13.90	13.62	13.07	CALL
TRD695--14	Category 6 Patch Cord, RJ45/RJ45	14.0ft (4.3m)	16.67	16.34	15.67	CALL
TRD695--25	Category 6 Patch Cord, RJ45/RJ45	25.0ft (7.6m)	23.17	22.71	21.78	CALL
TRD695--50	Category 6 Patch Cord, RJ45/RJ45	50.0ft (15.2m)	38.28	37.51	35.98	CALL
TRD695--75	Category 6 Patch Cord, RJ45/RJ45	75.0ft (22.9m)	53.73	52.66	50.51	CALL
TRD695--100	Category 6 Patch Cord, RJ45/RJ45	100.0ft (30.4m)	69.19	67.81	65.04	CALL



Premium Category 5e RJ45 Molded Ethernet Patch Cords

Designed for today's high-density patch panels, these unique Category 5e molded patch cords feature an easy to depress "shark fin" snagless molded boot that makes connecting cables easier. The clear boot also allows the color of each cable to be easily seen on each port for easy cable identification. Each cable is tested for Category 5e performance to ensure maximum network throughput.



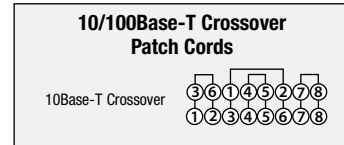
Ordering is easy, add the desired color code to the part number. Ex: TRD815BL-1

Item #	Description	Length	1-9	10-24	25-99	100+
TRD815_-1	Category 5e Patch Cord, RJ45/RJ45	1.0ft (0.3m)	4.20	3.78	3.36	CALL
TRD815_-2	Category 5e Patch Cord, RJ45/RJ45	2.0ft (0.6m)	5.01	4.51	4.01	CALL
TRD815_-3	Category 5e Patch Cord, RJ45/RJ45	3.0ft (0.9m)	5.66	5.09	4.53	CALL
TRD815_-5	Category 5e Patch Cord, RJ45/RJ45	5.0ft (1.5m)	6.96	6.26	5.57	CALL
TRD815_-7	Category 5e Patch Cord, RJ45/RJ45	7.0ft (2.1m)	8.40	7.56	6.72	CALL
TRD815_-10	Category 5e Patch Cord, RJ45/RJ45	10.0ft (3.0m)	8.62	7.76	6.90	CALL
TRD815_-14	Category 5e Patch Cord, RJ45/RJ45	14.0ft (4.3m)	12.52	11.27	10.02	CALL
TRD815_-20	Category 5e Patch Cord, RJ45/RJ45	20.0ft (6.0m)	14.75	13.28	11.80	CALL
TRD815_-25	Category 5e Patch Cord, RJ45/RJ45	25.0ft (7.6m)	17.60	15.84	14.08	CALL
TRD815_-30	Category 5e Patch Cord, RJ45/RJ45	30.0ft (9.1m)	20.73	18.66	16.58	CALL
TRD815_-40	Category 5e Patch Cord, RJ45/RJ45	40.0ft (12.2m)	26.29	23.66	21.03	CALL
TRD815_-50	Category 5e Patch Cord, RJ45/RJ45	50.0ft (15.2m)	31.58	28.42	25.26	CALL
TRD815_-60	Category 5e Patch Cord, RJ45/RJ45	60.0ft (18.0m)	37.57	33.81	30.06	CALL
TRD815_-75	Category 5e Patch Cord, RJ45/RJ45	75.0ft (22.9m)	45.07	40.56	36.06	CALL
TRD815_-80	Category 5e Patch Cord, RJ45/RJ45	80.0ft (24.3m)	51.19	46.07	40.95	CALL
TRD815_-90	Category 5e Patch Cord, RJ45/RJ45	90.0ft (27.4m)	53.73	48.36	42.98	CALL
TRD815_-100	Category 5e Patch Cord, RJ45/RJ45	100.0ft (30.4m)	58.73	52.86	46.98	CALL

Premium Category 5e RJ45 Molded Crossover Ethernet Patch Cords

Also designed for today's high-density patch panels, these unique Category 5e molded patch cords feature an easy to depress "shark fin" snagless molded boot that makes connecting cables effortless. The clear boot also allows the color of each cable to be easily seen up to each

port for easy cable identification. Each cable is crossover wired (EIA568A/B) for usage as either uplink connections or for direct connecting of two computers. Contact us today for all your patch cord needs.




Ordering is easy, add the desired color code to the part number Ex: TRD815CRBL-1

Item #	Description	Length	1-9	10-24	25-99	100+
TRD815CR_-1	Category 5e 10/100Base-T Crossover Patch Cord, RJ45/RJ45	1.0ft (0.3m)	4.07	3.74	3.42	CALL
TRD815CR_-2	Category 5e 10/100Base-T Crossover Patch Cord, RJ45/RJ45	2.0ft (0.6m)	4.80	4.42	4.03	CALL
TRD815CR_-3	Category 5e 10/100Base-T Crossover Patch Cord, RJ45/RJ45	3.0ft (0.9m)	5.44	5.00	4.57	CALL
TRD815CR_-5	Category 5e 10/100Base-T Crossover Patch Cord, RJ45/RJ45	5.0ft (1.5m)	6.76	6.22	5.68	CALL
TRD815CR_-7	Category 5e 10/100Base-T Crossover Patch Cord, RJ45/RJ45	7.0ft (2.1m)	8.15	7.50	6.85	CALL
TRD815CR_-10	Category 5e 10/100Base-T Crossover Patch Cord, RJ45/RJ45	10.0ft (3.0m)	9.25	8.51	7.77	CALL
TRD815CR_-15	Category 5e 10/100Base-T Crossover Patch Cord, RJ45/RJ45	15.0ft (4.6m)	11.88	10.93	9.98	CALL
TRD815CR_-25	Category 5e 10/100Base-T Crossover Patch Cord, RJ45/RJ45	25.0ft (7.6m)	17.09	15.72	14.36	CALL

Category 5e Unshielded Economy Patch Cables

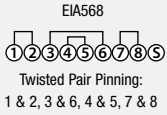
Made with 26AWG stranded conductors and economical 15u gold plated plugs, the TRDE815 economy line is perfect for low cost applications. All cables are fully molded with easy to depress "shark fin" boots. Available in black (BLK), blue (BLU), gray (GRY) and red (RED).



Ordering is easy, add the desired color code to the part number Ex: TRDE815BLK-3

Item #	Description	Length	1-9	10-24	25-99	100+
TRDE815_-3	Category 5e Unshielded Economy Patch Cable, RJ45/RJ45	3.0ft (0.9m)	4.28	4.15	4.07	CALL
TRDE815_-5	Category 5e Unshielded Economy Patch Cable, RJ45/RJ45	5.0ft (1.5m)	4.57	4.43	4.34	CALL
TRDE815_-7	Category 5e Unshielded Economy Patch Cable, RJ45/RJ45	7.0ft (2.1m)	5.01	4.86	4.76	CALL
TRDE815_-10	Category 5e Unshielded Economy Patch Cable, RJ45/RJ45	10.0ft (3.0m)	5.46	5.30	5.19	CALL
TRDE815_-14	Category 5e Unshielded Economy Patch Cable, RJ45/RJ45	14.0ft (4.3m)	6.20	6.01	5.89	CALL
TRDE815_-20	Category 5e Unshielded Economy Patch Cable, RJ45/RJ45	20.0ft (6.0m)	7.23	7.01	6.87	CALL
TRDE815_-25	Category 5e Unshielded Economy Patch Cable, RJ45/RJ45	25.0ft (7.6m)	8.11	7.87	7.70	CALL
TRDE815_-30	Category 5e Unshielded Economy Patch Cable, RJ45/RJ45	30.0ft (9.1m)	8.04	7.80	7.64	CALL

Category 5e Patch Cords




Category 5e Stranded
4 Pair Cable



Category 5e Shielded Patch Cords - 4 Pair For EIA568 Wiring

For protection against EMI/RFI interference, L-com's economical shielded patch cables are ideal. With a 100% foil shield covering and 4-Pair 26 AWG stranded conductors, your data is protected from interference. This series is designed to perform to EIA568 standards.



Category 5e Double Shielded LSZH 26 AWG Stranded Patch Cords

This series features 26 AWG stranded conductors that are flexible and easy to install even in tight spaces. L-com stocks lengths up to 300ft (91.4m) and can ship most orders the same day.

Item #	Description	Length	1-9	10-24	25-99	100+
Ordering is easy, add the desired color code to the part number. Ex: TRD855DSZBLK-1. *Note: No suffix necessary for gray assemblies.						
TRD855DSZ -1	Double Shielded Category 5e LSZH Patch Cord, RJ45/RJ45	1.0ft (0.3m)	13.81	13.26	12.71	CALL
TRD855DSZ -2	Double Shielded Category 5e LSZH Patch Cord, RJ45/RJ45	2.0ft (0.6m)	15.85	15.22	14.58	CALL
TRD855DSZ -3	Double Shielded Category 5e LSZH Patch Cord, RJ45/RJ45	3.0ft (0.9m)	17.90	17.18	16.47	CALL
TRD855DSZ -5	Double Shielded Category 5e LSZH Patch Cord, RJ45/RJ45	5.0ft (1.5m)	21.97	21.09	20.21	CALL
TRD855DSZ -7	Double Shielded Category 5e LSZH Patch Cord, RJ45/RJ45	7.0ft (2.1m)	26.29	25.24	24.19	CALL
TRD855DSZ -10	Double Shielded Category 5e LSZH Patch Cord, RJ45/RJ45	10.0ft (3.0m)	31.87	30.60	29.32	CALL
TRD855DSZ -15	Double Shielded Category 5e LSZH Patch Cord, RJ45/RJ45	15.0ft (4.6m)	41.56	39.90	38.24	CALL
TRD855DSZ -20	Double Shielded Category 5e LSZH Patch Cord, RJ45/RJ45	20.0ft (6.0m)	52.08	50.00	47.91	CALL
TRD855DSZ -25	Double Shielded Category 5e LSZH Patch Cord, RJ45/RJ45	25.0ft (7.6m)	62.18	59.69	57.21	CALL
TRD855DSZ -30	Double Shielded Category 5e LSZH Patch Cord, RJ45/RJ45	30.0ft (9.1m)	72.30	69.41	66.52	CALL
TRD855DSZ -40	Double Shielded Category 5e LSZH Patch Cord, RJ45/RJ45	40.0ft (12.2m)	84.00	80.64	77.28	CALL
TRD855DSZ -50	Double Shielded Category 5e LSZH Patch Cord, RJ45/RJ45	50.0ft (15.2m)	112.71	108.20	103.69	CALL
TRD855DSZ -75	Double Shielded Category 5e LSZH Patch Cord, RJ45/RJ45	75.0ft (22.9m)	148.24	142.31	136.38	CALL
TRD855DSZ -100	Double Shielded Category 5e LSZH Patch Cord, RJ45/RJ45	100.0ft (30.4m)	213.76	205.21	196.66	CALL

Category 5e Shielded LSZH 26 AWG Stranded Patch Cords

This series features 26 AWG stranded conductors and a 100% foil shield. The LSZH jacket is perfect for environments where PVCs combustive toxicity is restricted. **Note:** TRD855SZ line is only available in black.

TRD855SZ-1	Shielded Category 5e LSZH Patch Cord, RJ45/RJ45, Black	1.0ft (0.3m)	12.96	12.44	11.92	CALL
TRD855SZ-2	Shielded Category 5e LSZH Patch Cord, RJ45/RJ45, Black	2.0ft (0.6m)	15.37	14.76	14.14	CALL
TRD855SZ-3	Shielded Category 5e LSZH Patch Cord, RJ45/RJ45, Black	3.0ft (0.9m)	17.49	16.79	16.09	CALL
TRD855SZ-5	Shielded Category 5e LSZH Patch Cord, RJ45/RJ45, Black	5.0ft (1.5m)	21.79	20.92	20.05	CALL
TRD855SZ-7	Shielded Category 5e LSZH Patch Cord, RJ45/RJ45, Black	7.0ft (2.1m)	26.52	25.46	24.40	CALL
TRD855SZ-10	Shielded Category 5e LSZH Patch Cord, RJ45/RJ45, Black	10.0ft (3.0m)	32.97	31.65	30.33	CALL
TRD855SZ-15	Shielded Category 5e LSZH Patch Cord, RJ45/RJ45, Black	15.0ft (4.6m)	43.74	41.99	40.24	CALL
TRD855SZ-20	Shielded Category 5e LSZH Patch Cord, RJ45/RJ45, Black	20.0ft (6.0m)	55.88	53.64	51.41	CALL
TRD855SZ-25	Shielded Category 5e LSZH Patch Cord, RJ45/RJ45, Black	25.0ft (7.6m)	65.90	63.26	60.63	CALL
TRD855SZ-30	Shielded Category 5e LSZH Patch Cord, RJ45/RJ45, Black	30.0ft (9.1m)	78.47	75.33	72.19	CALL
TRD855SZ-40	Shielded Category 5e LSZH Patch Cord, RJ45/RJ45, Black	40.0ft (12.2m)	101.05	97.01	92.97	CALL
TRD855SZ-50	Shielded Category 5e LSZH Patch Cord, RJ45/RJ45, Black	50.0ft (15.2m)	121.27	116.42	111.57	CALL
TRD855SZ-75	Shielded Category 5e LSZH Patch Cord, RJ45/RJ45, Black	75.0ft (22.9m)	180.11	172.91	165.70	CALL
TRD855SZ-100	Shielded Category 5e LSZH Patch Cord, RJ45/RJ45, Black	100.0ft (30.4m)	236.58	227.12	217.65	CALL

Category 5e Double Shielded LSZH 24 AWG Solid Patch Cords

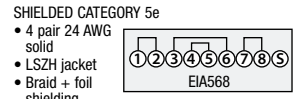
The TRD855SIG series features 24 AWG solid conductors allowing easy termination to IDC connectors. L-com stocks lengths up to 300ft (91.4m) and can ship most orders the same day.

Ordering is easy, add the desired color code to the part number. Ex: TRD855IGBLK-1. *Note: No suffix necessary for gray assemblies.						
TRD855SIG -1	Double Shielded Category 5e LSZH Patch Cord, RJ45/RJ45	1.0ft (0.3m)	13.81	13.26	12.71	CALL
TRD855SIG -2	Double Shielded Category 5e LSZH Patch Cord, RJ45/RJ45	2.0ft (0.6m)	15.60	14.98	14.35	CALL
TRD855SIG -3	Double Shielded Category 5e LSZH Patch Cord, RJ45/RJ45	3.0ft (0.9m)	17.53	16.83	16.13	CALL
TRD855SIG -5	Double Shielded Category 5e LSZH Patch Cord, RJ45/RJ45	5.0ft (1.5m)	20.84	20.01	19.17	CALL
TRD855SIG -7	Double Shielded Category 5e LSZH Patch Cord, RJ45/RJ45	7.0ft (2.1m)	25.21	24.20	23.19	CALL
TRD855SIG -10	Double Shielded Category 5e LSZH Patch Cord, RJ45/RJ45	10.0ft (3.0m)	30.67	29.44	28.22	CALL
TRD855SIG -15	Double Shielded Category 5e LSZH Patch Cord, RJ45/RJ45	15.0ft (4.6m)	39.80	38.21	36.62	CALL
TRD855SIG -20	Double Shielded Category 5e LSZH Patch Cord, RJ45/RJ45	20.0ft (6.0m)	49.70	47.71	45.72	CALL
TRD855SIG -25	Double Shielded Category 5e LSZH Patch Cord, RJ45/RJ45	25.0ft (7.6m)	58.65	56.30	53.96	CALL
TRD855SIG -30	Double Shielded Category 5e LSZH Patch Cord, RJ45/RJ45	30.0ft (9.1m)	68.72	65.97	63.22	CALL
TRD855SIG -40	Double Shielded Category 5e LSZH Patch Cord, RJ45/RJ45	40.0ft (12.2m)	82.86	79.55	76.23	CALL
TRD855SIG -50	Double Shielded Category 5e LSZH Patch Cord, RJ45/RJ45	50.0ft (15.2m)	105.74	101.51	97.28	CALL
TRD855SIG -75	Double Shielded Category 5e LSZH Patch Cord, RJ45/RJ45	75.0ft (22.9m)	154.31	148.14	141.97	CALL
TRD855SIG -100	Double Shielded Category 5e LSZH Patch Cord, RJ45/RJ45	100.0ft (30.4m)	198.01	190.09	182.17	CALL

Category 5e Shielded 26 AWG Stranded Patch Cords

For protection against EMI/RFI interference L-com's economical shielded patch cables are ideal. With a 100% foil shield covering 4-Pair 26 AWG stranded conductors, your data is protected from interference. This series is designed to perform to EIA568 standards.

Ordering is easy, add the desired color code to the part number. Ex: TRD855SCRBLK-3. *Note: No suffix necessary for gray assemblies.						
TRD855SCR -1	Shielded Category 5e EIA568 Patch Cord, RJ45/RJ45	1.0ft (0.3m)	8.58	8.24	7.89	CALL
TRD855SCR -2	Shielded Category 5e EIA568 Patch Cord, RJ45/RJ45	2.0ft (0.6m)	9.44	9.06	8.68	CALL
TRD855SCR -3	Shielded Category 5e EIA568 Patch Cord, RJ45/RJ45	3.0ft (0.9m)	10.08	9.68	9.27	CALL
TRD855SCR -5	Shielded Category 5e EIA568 Patch Cord, RJ45/RJ45	5.0ft (1.5m)	11.58	11.12	10.65	CALL
TRD855SCR -7	Shielded Category 5e EIA568 Patch Cord, RJ45/RJ45	7.0ft (2.1m)	13.08	12.56	12.03	CALL
TRD855SCR -10	Shielded Category 5e EIA568 Patch Cord, RJ45/RJ45	10.0ft (3.0m)	15.32	14.71	14.09	CALL
TRD855SCR -15	Shielded Category 5e EIA568 Patch Cord, RJ45/RJ45	15.0ft (4.6m)	18.23	17.50	16.77	CALL
TRD855SCR -20	Shielded Category 5e EIA568 Patch Cord, RJ45/RJ45	20.0ft (6.0m)	22.95	22.03	21.11	CALL
TRD855SCR -25	Shielded Category 5e EIA568 Patch Cord, RJ45/RJ45	25.0ft (7.6m)	25.33	24.32	23.30	CALL
TRD855SCR -30	Shielded Category 5e EIA568 Patch Cord, RJ45/RJ45	30.0ft (9.1m)	29.17	28.00	26.84	CALL
TRD855SCR -40	Shielded Category 5e EIA568 Patch Cord, RJ45/RJ45	40.0ft (12.2m)	36.38	34.92	33.47	CALL
TRD855SCR -50	Shielded Category 5e EIA568 Patch Cord, RJ45/RJ45	50.0ft (15.2m)	42.75	41.04	39.33	CALL
TRD855SCR -75	Shielded Category 5e EIA568 Patch Cord, RJ45/RJ45	75.0ft (22.9m)	61.00	58.56	56.12	CALL
TRD855SCR -100	Shielded Category 5e EIA568 Patch Cord, RJ45/RJ45	100.0ft (30.4m)	78.07	74.95	71.82	CALL



Item #	Description	Length	1-9	10-24	25-99	100+
--------	-------------	--------	-----	-------	-------	------

Category 6 Shielded RJ45 to RJ45 Plenum (CMP) Patch Cords – 4 Pair Solid

Designed for environments where PVCs combustive toxicity is restricted, L-com's shielded Plenum (CMP) Ethernet cables provide the ideal alternative. Featuring shielded RJ45 connectors and aluminized polyester shielded cable with drain wire, these assemblies are designed to protect against EM/RFI while maintaining high performance data transmission characteristics. The cables meet the stringent CMP (Plenum) burn rating requirements as well. Ensure the protection of your investment by utilizing these L-com exclusive shielded plenum cables. Custom lengths and quantity pricing available.

TRD695SPL-1	Category 6 Shielded Plenum (CMP) Patch Cord, RJ45/RJ45, White	1.0ft (0.3m)	23.67	23.20	22.25	CALL
TRD695SPL-2	Category 6 Shielded Plenum (CMP) Patch Cord, RJ45/RJ45, White	2.0ft (0.6m)	24.92	24.42	23.42	CALL
TRD695SPL-3	Category 6 Shielded Plenum (CMP) Patch Cord, RJ45/RJ45, White	3.0ft (0.9m)	26.16	25.64	24.59	CALL
TRD695SPL-5	Category 6 Shielded Plenum (CMP) Patch Cord, RJ45/RJ45, White	5.0ft (1.5m)	28.14	27.58	26.45	CALL
TRD695SPL-7	Category 6 Shielded Plenum (CMP) Patch Cord, RJ45/RJ45, White	7.0ft (2.1m)	31.13	30.51	29.26	CALL
TRD695SPL-10	Category 6 Shielded Plenum (CMP) Patch Cord, RJ45/RJ45, White	10.0ft (3.0m)	34.87	34.17	32.78	CALL
TRD695SPL-15	Category 6 Shielded Plenum (CMP) Patch Cord, RJ45/RJ45, White	15.0ft (4.6m)	41.07	40.25	38.61	CALL
TRD695SPL-20	Category 6 Shielded Plenum (CMP) Patch Cord, RJ45/RJ45, White	20.0ft (6.0m)	47.29	46.34	44.45	CALL
TRD695SPL-25	Category 6 Shielded Plenum (CMP) Patch Cord, RJ45/RJ45, White	25.0ft (7.6m)	53.50	52.43	50.29	CALL
TRD695SPL-30	Category 6 Shielded Plenum (CMP) Patch Cord, RJ45/RJ45, White	30.0ft (9.1m)	59.72	58.53	56.14	CALL
TRD695SPL-40	Category 6 Shielded Plenum (CMP) Patch Cord, RJ45/RJ45, White	40.0ft (13.2m)	70.86	69.44	66.61	CALL
TRD695SPL-50	Category 6 Shielded Plenum (CMP) Patch Cord, RJ45/RJ45, White	50.0ft (15.2m)	84.56	82.87	79.49	CALL
TRD695SPL-60	Category 6 Shielded Plenum (CMP) Patch Cord, RJ45/RJ45, White	60.0ft (18.0m)	97.00	95.06	91.18	CALL
TRD695SPL-75	Category 6 Shielded Plenum (CMP) Patch Cord, RJ45/RJ45, White	75.0ft (22.9m)	115.62	113.31	108.68	CALL
TRD695SPL-100	Category 6 Shielded Plenum (CMP) Patch Cord, RJ45/RJ45, White	100.0ft (30.4m)	146.69	143.76	137.89	CALL

Category 6 RJ45 to RJ45 Plenum (CMP) Patch Cords – 4 Pair Solid

Designed for environments where PVCs combustive toxicity is restricted, L-com's Plenum Ethernet Cables provide the ideal alternative. The Category 6 rated plug and cable is designed for high-speed network systems. Ensure the protection of your investment by utilizing these L-com exclusive Plenum cables. Custom lengths and quantity pricing available.

TRD695PL-1	Category 6 Unshielded Plenum (CMP) Patch Cord, RJ45/RJ45, White	1.0ft (0.3m)	22.65	22.20	21.29	CALL
TRD695PL-2	Category 6 Unshielded Plenum (CMP) Patch Cord, RJ45/RJ45, White	2.0ft (0.6m)	18.80	18.42	17.67	CALL
TRD695PL-3	Category 6 Unshielded Plenum (CMP) Patch Cord, RJ45/RJ45, White	3.0ft (0.9m)	18.35	17.98	17.25	CALL
TRD695PL-5	Category 6 Unshielded Plenum (CMP) Patch Cord, RJ45/RJ45, White	5.0ft (1.5m)	25.00	24.50	23.50	CALL
TRD695PL-7	Category 6 Unshielded Plenum (CMP) Patch Cord, RJ45/RJ45, White	7.0ft (2.1m)	21.16	20.74	19.89	CALL
TRD695PL-10	Category 6 Unshielded Plenum (CMP) Patch Cord, RJ45/RJ45, White	10.0ft (3.0m)	31.02	30.40	29.16	CALL
TRD695PL-15	Category 6 Unshielded Plenum (CMP) Patch Cord, RJ45/RJ45, White	15.0ft (4.6m)	29.21	28.63	27.46	CALL
TRD695PL-20	Category 6 Unshielded Plenum (CMP) Patch Cord, RJ45/RJ45, White	20.0ft (6.0m)	38.27	37.50	35.97	CALL
TRD695PL-25	Category 6 Unshielded Plenum (CMP) Patch Cord, RJ45/RJ45, White	25.0ft (7.6m)	39.08	38.30	36.74	CALL
TRD695PL-30	Category 6 Unshielded Plenum (CMP) Patch Cord, RJ45/RJ45, White	30.0ft (9.1m)	43.66	42.79	41.04	CALL
TRD695PL-50	Category 6 Unshielded Plenum (CMP) Patch Cord, RJ45/RJ45, White	50.0ft (15.2m)	61.76	60.52	58.05	CALL

Category 6 Unshielded LSZH Patch Cables

L-com's unshielded Category 6 LSZH cables are an economical alternative to PVC for applications where PVCs combustive toxicity is restricted. Built with 23AWG cable, a UL444 rated jacket and designed for high speed network systems.

TRD695LZBL-1	Category 6 Unshielded Ethernet Patch Cable, RJ45/RJ45, LSZH, Blue	1.0ft (0.3m)	11.67	11.32	10.97	CALL
TRD695LZBL-2	Category 6 Unshielded Ethernet Patch Cable, RJ45/RJ45, LSZH, Blue	2.0ft (0.6m)	12.04	11.68	11.32	CALL
TRD695LZBL-3	Category 6 Unshielded Ethernet Patch Cable, RJ45/RJ45, LSZH, Blue	3.0ft (0.9m)	12.36	11.99	11.62	CALL
TRD695LZBL-5	Category 6 Unshielded Ethernet Patch Cable, RJ45/RJ45, LSZH, Blue	5.0ft (1.5m)	13.05	12.66	12.27	CALL
TRD695LZBL-7	Category 6 Unshielded Ethernet Patch Cable, RJ45/RJ45, LSZH, Blue	7.0ft (2.1m)	13.74	13.33	12.92	CALL
TRD695LZBL-10	Category 6 Unshielded Ethernet Patch Cable, RJ45/RJ45, LSZH, Blue	10.0ft (3.0m)	14.70	14.26	13.82	CALL
TRD695LZBL-15	Category 6 Unshielded Ethernet Patch Cable, RJ45/RJ45, LSZH, Blue	15.0ft (4.6m)	16.39	15.90	15.41	CALL
TRD695LZBL-25	Category 6 Unshielded Ethernet Patch Cable, RJ45/RJ45, LSZH, Blue	25.0ft (7.6m)	19.89	19.29	18.70	CALL
TRD695LZBL-30	Category 6 Unshielded Ethernet Patch Cable, RJ45/RJ45, LSZH, Blue	30.0ft (9.1m)	21.49	20.85	20.20	CALL
TRD695LZBL-50	Category 6 Unshielded Ethernet Patch Cable, RJ45/RJ45, LSZH, Blue	50.0ft (15.2m)	28.38	27.53	26.68	CALL
TRD695LZBL-75	Category 6 Unshielded Ethernet Patch Cable, RJ45/RJ45, LSZH, Blue	75.0ft (22.9m)	36.76	35.66	34.55	CALL
TRD695LZBL-100	Category 6 Unshielded Ethernet Patch Cable, RJ45/RJ45, LSZH, Blue	100.0ft (30.4m)	45.04	43.69	42.34	CALL

Category 6 Unshielded Economy Patch Cables

Made with 26AWG stranded conductors and economical 15u gold plated plugs, the TRDE695 economy line is perfect for low cost applications. All cables are fully molded with easy to depress "shark fin" boots. Available in black (BLK), blue (BLU) and red (RED).

Ordering is easy, add the desired color code to the part number Ex: TRDE695BLK-3

TRDE695__-3	Category 6 Unshielded Economy Patch Cable, RJ45/RJ45	3.0ft (0.9m)	4.88	4.73	4.64	CALL
TRDE695__-5	Category 6 Unshielded Economy Patch Cable, RJ45/RJ45	5.0ft (1.5m)	5.31	5.15	5.04	CALL
TRDE695__-7	Category 6 Unshielded Economy Patch Cable, RJ45/RJ45	7.0ft (2.1m)	5.13	4.98	4.87	CALL
TRDE695__-10	Category 6 Unshielded Economy Patch Cable, RJ45/RJ45	10.0ft (3.0m)	6.34	6.15	6.02	CALL
TRDE695__-14	Category 6 Unshielded Economy Patch Cable, RJ45/RJ45	14.0ft (4.3m)	7.24	7.02	6.88	CALL
TRDE695__-20	Category 6 Unshielded Economy Patch Cable, RJ45/RJ45	20.0ft (6.0m)	6.26	6.07	5.95	CALL
TRDE695__-25	Category 6 Unshielded Economy Patch Cable, RJ45/RJ45	25.0ft (7.6m)	9.75	9.46	9.26	CALL
TRDE695__-30	Category 6 Unshielded Economy Patch Cable, RJ45/RJ45	30.0ft (9.1m)	7.88	7.64	7.49	CALL



TRD695SPL



TRD695PL



TRD695LZBL



BLK

TRDE695BLK



BLU

TRDE695BLU



GRY

TRDE695GRY



RED

TRDE695RED


Item #	Description	Length	1-9	10-24	25-99	100+
--------	-------------	--------	-----	-------	-------	------

Category 5e and 6 Network Extension Cables

L-com's unique network extension cables offer the perfect solution for extending an Ethernet network cable to the outside of an enclosure or by making a hard to reach port more accessible. Available in either Category 5e or Category 6, shielded or unshielded, these cables are up to the task for your high demand data tasks. These extensions feature either a panel mountable flange or an inline flange-free design.

Category 5e Non-Shielded Non-Flanged Extension Cables

TRDC5EXT-3	Category 5e RJ45 Extension Cable	3.0ft (0.9m)	16.76	15.42	14.08	CALL
TRDC5EXT-5	Category 5e RJ45 Extension Cable	5.0ft (1.5m)	17.15	15.78	14.41	CALL
TRDC5EXT-7	Category 5e RJ45 Extension Cable	7.0ft (2.1m)	20.49	18.85	17.21	CALL
TRDC5EXT-10	Category 5e RJ45 Extension Cable	10.0ft (3.0m)	20.86	19.19	17.52	CALL
TRDC5EXT-15	Category 5e RJ45 Extension Cable	15.0ft (4.6m)	23.36	21.49	19.62	CALL
TRDC5EXT-25	Category 5e RJ45 Extension Cable	25.0ft (7.6m)	28.61	26.32	24.03	CALL



TRDC5EXT

Category 5e Shielded Non-Flanged Extension Cables

TRDC5EXTS-3	Category 5e RJ45 Shielded Extension Cable	3.0ft (0.9m)	20.00	18.40	16.80	CALL
TRDC5EXTS-5	Category 5e RJ45 Shielded Extension Cable	5.0ft (1.5m)	21.53	19.81	18.09	CALL
TRDC5EXTS-7	Category 5e RJ45 Shielded Extension Cable	7.0ft (2.1m)	24.26	22.32	20.38	CALL
TRDC5EXTS-10	Category 5e RJ45 Shielded Extension Cable	10.0ft (3.0m)	24.98	22.98	20.98	CALL
TRDC5EXTS-15	Category 5e RJ45 Shielded Extension Cable	15.0ft (4.6m)	29.28	26.94	24.60	CALL
TRDC5EXTS-25	Category 5e RJ45 Shielded Extension Cable	25.0ft (7.6m)	34.05	31.33	28.60	CALL



TRDC6EXTS

Category 6 Non-Shielded Non-Flanged Extension Cables

TRDC6EXT-3	Category 6 RJ45 Extension Cable	3.0ft (0.9m)	17.16	15.79	14.41	CALL
TRDC6EXT-5	Category 6 RJ45 Extension Cable	5.0ft (1.5m)	18.63	17.14	15.65	CALL
TRDC6EXT-7	Category 6 RJ45 Extension Cable	7.0ft (2.1m)	21.34	19.63	17.93	CALL
TRDC6EXT-10	Category 6 RJ45 Extension Cable	10.0ft (3.0m)	19.60	18.03	16.46	CALL
TRDC6EXT-15	Category 6 RJ45 Extension Cable	15.0ft (4.6m)	22.52	20.72	18.92	CALL
TRDC6EXT-25	Category 6 RJ45 Extension Cable	25.0ft (7.6m)	28.02	25.78	23.54	CALL



TRDC6EXTF

Category 6 Shielded Non-Flanged Extension Cables

TRDC6EXTS-3	Category 6 RJ45 Shielded Extension Cable	3.0ft (0.9m)	19.53	17.97	16.41	CALL
TRDC6EXTS-5	Category 6 RJ45 Shielded Extension Cable	5.0ft (1.5m)	21.10	19.41	17.72	CALL
TRDC6EXTS-7	Category 6 RJ45 Shielded Extension Cable	7.0ft (2.1m)	23.13	21.28	19.43	CALL
TRDC6EXTS-10	Category 6 RJ45 Shielded Extension Cable	10.0ft (3.0m)	25.29	23.27	21.24	CALL
TRDC6EXTS-15	Category 6 RJ45 Shielded Extension Cable	15.0ft (4.6m)	29.12	26.79	24.46	CALL
TRDC6EXTS-25	Category 6 RJ45 Shielded Extension Cable	25.0ft (7.6m)	32.94	30.30	27.67	CALL

Category 5e Non-Shielded Flanged Extension Cables

TRDC5EXTF-3	Category 5e RJ45 Extension Cable	3.0ft (0.9m)	18.03	16.59	15.15	CALL
TRDC5EXTF-5	Category 5e RJ45 Extension Cable	5.0ft (1.5m)	19.65	18.08	16.51	CALL
TRDC5EXTF-7	Category 5e RJ45 Extension Cable	7.0ft (2.1m)	22.19	20.41	18.64	CALL
TRDC5EXTF-10	Category 5e RJ45 Extension Cable	10.0ft (3.0m)	21.54	19.82	18.09	CALL
TRDC5EXTF-15	Category 5e RJ45 Extension Cable	15.0ft (4.6m)	24.01	22.09	20.17	CALL
TRDC5EXTF-25	Category 5e RJ45 Extension Cable	25.0ft (7.6m)	29.96	27.56	25.17	CALL



TRDC6EXTF

Category 5e Shielded Flanged Extension Cables

TRDC5EXTSF-3	Category 5e RJ45 Shielded Extension Cable	3.0ft (0.9m)	20.13	18.52	16.91	CALL
TRDC5EXTSF-5	Category 5e RJ45 Shielded Extension Cable	5.0ft (1.5m)	21.24	19.54	17.84	CALL
TRDC5EXTSF-7	Category 5e RJ45 Shielded Extension Cable	7.0ft (2.1m)	24.21	22.27	20.34	CALL
TRDC5EXTSF-10	Category 5e RJ45 Shielded Extension Cable	10.0ft (3.0m)	25.10	23.09	21.08	CALL
TRDC5EXTSF-15	Category 5e RJ45 Shielded Extension Cable	15.0ft (4.6m)	28.43	26.16	23.88	CALL
TRDC5EXTSF-25	Category 5e RJ45 Shielded Extension Cable	25.0ft (7.6m)	30.78	28.32	25.86	CALL



TRDC6EXTSF

Category 6 Non-Shielded Flanged Extension Cables

TRDC6EXTF-3	Category 6 RJ45 Extension Cable	3.0ft (0.9m)	18.92	17.41	15.89	CALL
TRDC6EXTF-5	Category 6 RJ45 Extension Cable	5.0ft (1.5m)	20.25	18.63	17.01	CALL
TRDC6EXTF-7	Category 6 RJ45 Extension Cable	7.0ft (2.1m)	23.04	21.20	19.35	CALL
TRDC6EXTF-10	Category 6 RJ45 Extension Cable	10.0ft (3.0m)	21.06	19.38	17.69	CALL
TRDC6EXTF-15	Category 6 RJ45 Extension Cable	15.0ft (4.6m)	24.03	22.11	20.19	CALL
TRDC6EXTF-25	Category 6 RJ45 Extension Cable	25.0ft (7.6m)	29.48	27.12	24.76	CALL

Category 6 Shielded Flanged Extension Cables

TRDC6EXTSF-3	Category 6 RJ45 Shielded Extension Cable	3.0ft (0.9m)	20.59	18.94	17.30	CALL
TRDC6EXTSF-5	Category 6 RJ45 Shielded Extension Cable	5.0ft (1.5m)	22.21	20.43	18.66	CALL
TRDC6EXTSF-7	Category 6 RJ45 Shielded Extension Cable	7.0ft (2.1m)	25.53	23.49	21.45	CALL
TRDC6EXTSF-10	Category 6 RJ45 Shielded Extension Cable	10.0ft (3.0m)	26.62	24.49	22.36	CALL
TRDC6EXTSF-15	Category 6 RJ45 Shielded Extension Cable	15.0ft (4.6m)	28.42	26.15	23.87	CALL
TRDC6EXTSF-25	Category 6 RJ45 Shielded Extension Cable	25.0ft (7.6m)	35.55	32.71	29.86	CALL

Item #	Description	Length	1-9	10-24	25-99	100+
--------	-------------	--------	-----	-------	-------	------

Category 5e Shielded RJ11 to RJ11 Patch Cords - 2 Pair USOC Wiring

For protection against EMI/RFI interference choose L-com's Shielded Category 5e Voice and Data Patch Cables the right choice. Made with 2-Pair shielded Category 5e rated cable and shielded RJ11 plugs, your voice and data signal is protected from interference. Affordability and peace of mind are assured when choosing L-com's patch cables. Large volume OEM requests are welcomed with this series.

TRDU45SCR-1	Shielded Category 5e USOC-4 Patch Cord, RJ11/RJ11, Gray	1.0ft (0.3m)	5.81	5.46	5.11	CALL
TRDU45SCR-3	Shielded Category 5e USOC-4 Patch Cord, RJ11/RJ11, Gray	3.0ft (0.9m)	7.04	6.62	6.20	CALL
TRDU45SCR-5	Shielded Category 5e USOC-4 Patch Cord, RJ11/RJ11, Gray	5.0ft (1.5m)	8.15	7.66	7.17	CALL
TRDU45SCR-7	Shielded Category 5e USOC-4 Patch Cord, RJ11/RJ11, Gray	7.0ft (2.1m)	9.40	8.84	8.27	CALL
TRDU45SCR-10	Shielded Category 5e USOC-4 Patch Cord, RJ11/RJ11, Gray	10.0ft (3.0m)	11.12	10.45	9.79	CALL
TRDU45SCR-15	Shielded Category 5e USOC-4 Patch Cord, RJ11/RJ11, Gray	15.0ft (4.6m)	13.68	12.86	12.04	CALL
TRDU45SCR-20	Shielded Category 5e USOC-4 Patch Cord, RJ11/RJ11, Gray	20.0ft (6.0m)	16.74	15.74	14.73	CALL
TRDU45SCR-25	Shielded Category 5e USOC-4 Patch Cord, RJ11/RJ11, Gray	25.0ft (7.6m)	19.64	18.46	17.28	CALL
TRDU45SCR-30	Shielded Category 5e USOC-4 Patch Cord, RJ11/RJ11, Gray	30.0ft (9.1m)	22.54	21.19	19.84	CALL
TRDU45SCR-40	Shielded Category 5e USOC-4 Patch Cord, RJ11/RJ11, Gray	40.0ft (12.2m)	28.35	26.65	24.95	CALL
TRDU45SCR-50	Shielded Category 5e USOC-4 Patch Cord, RJ11/RJ11, Gray	50.0ft (15.2m)	33.85	31.82	29.79	CALL
TRDU45SCR-100	Shielded Category 5e USOC-4 Patch Cord, RJ11/RJ11, Gray	100.0ft (30.4m)	62.07	58.35	54.62	CALL

Unshielded Twisted Pair Patch Cords - Category 5e, For Most Network Environments

L-com offers the high quality Category 5e patch cords for use in today's rapidly changing network environments. Category 5e calls for 100 MHz bandwidth @ 100 Mbps data rate which is currently more than adequate for standard Ethernet environments. Unshielded assemblies are manufactured with UL Listed 24 AWG stranded cable with PVC jacket. Plugs have 50 microinches (1.27µm) of gold; assemblies tested 100% prior to shipping.

Category 5e RJ11 to RJ11 Patch Cords - 2 Pair Stranded for 4 and 16 Mb Token Ring

TRDU45-1	Category 5e USOC-4 Patch Cord, RJ11/RJ11, Gray	1.0ft (0.3m)	4.08	3.84	3.59	CALL
TRDU45-2	Category 5e USOC-4 Patch Cord, RJ11/RJ11, Gray	2.0ft (0.6m)	4.34	4.08	3.82	CALL
TRDU45-3	Category 5e USOC-4 Patch Cord, RJ11/RJ11, Gray	3.0ft (0.9m)	4.70	4.42	4.14	CALL
TRDU45-5	Category 5e USOC-4 Patch Cord, RJ11/RJ11, Gray	5.0ft (1.5m)	5.26	4.94	4.63	CALL
TRDU45-7	Category 5e USOC-4 Patch Cord, RJ11/RJ11, Gray	7.0ft (2.1m)	5.93	5.57	5.22	CALL
TRDU45-10	Category 5e USOC-4 Patch Cord, RJ11/RJ11, Gray	10.0ft (3.0m)	6.92	6.50	6.09	CALL
TRDU45-15	Category 5e USOC-4 Patch Cord, RJ11/RJ11, Gray	15.0ft (4.6m)	7.97	7.49	7.01	CALL
TRDU45-20	Category 5e USOC-4 Patch Cord, RJ11/RJ11, Gray	20.0ft (6.0m)	9.16	8.61	8.06	CALL
TRDU45-25	Category 5e USOC-4 Patch Cord, RJ11/RJ11, Gray	25.0ft (7.6m)	10.79	10.14	9.50	CALL
TRDU45-30	Category 5e USOC-4 Patch Cord, RJ11/RJ11, Gray	30.0ft (9.1m)	12.49	11.74	10.99	CALL
TRDU45-40	Category 5e USOC-4 Patch Cord, RJ11/RJ11, Gray	40.0ft (12.2m)	15.01	14.11	13.21	CALL
TRDU45-50	Category 5e USOC-4 Patch Cord, RJ11/RJ11, Gray	50.0ft (15.2m)	18.78	17.65	16.53	CALL
TRDU45-100	Category 5e USOC-4 Patch Cord, RJ11/RJ11, Gray	100.0ft (30.4m)	33.29	31.29	29.30	CALL

Twisted Pair Pinning: 2 & 5, 3 & 4

Category 5e RJ45 to RJ45 Patch Cords

Realistic pricing and high quality is what makes L-com's Category 5e Network Patch Cables the right choice. Made with 2-Pair Category 5e rated cable and plugs, these cables are ready to be installed in your network. Since most 10Base-T and 100Base-T networks only use 2-pairs for data transmission, why pay for the other pairs to be terminated. Affordability and peace of mind are assured when choosing L-com's patch cables.

Category 5e RJ45 to RJ45 Patch Cords - 2 Pair Stranded 24 AWG for Ethernet

TRD450-1	Category 5e 10Base-T Patch Cord, RJ45/RJ45, Gray	1.0ft (0.3m)	6.19	5.82	5.45	CALL
TRD450-2	Category 5e 10Base-T Patch Cord, RJ45/RJ45, Gray	2.0ft (0.6m)	6.49	6.10	5.71	CALL
TRD450-3	Category 5e 10Base-T Patch Cord, RJ45/RJ45, Gray	3.0ft (0.9m)	6.91	6.50	6.08	CALL
TRD450-5	Category 5e 10Base-T Patch Cord, RJ45/RJ45, Gray	5.0ft (1.5m)	7.53	7.08	6.63	CALL
TRD450-7	Category 5e 10Base-T Patch Cord, RJ45/RJ45, Gray	7.0ft (2.1m)	8.15	7.66	7.17	CALL
TRD450-10	Category 5e 10Base-T Patch Cord, RJ45/RJ45, Gray	10.0ft (3.0m)	9.02	8.48	7.94	CALL
TRD450-15	Category 5e 10Base-T Patch Cord, RJ45/RJ45, Gray	15.0ft (4.6m)	10.63	9.99	9.35	CALL
TRD450-20	Category 5e 10Base-T Patch Cord, RJ45/RJ45, Gray	20.0ft (6.0m)	11.88	11.17	10.45	CALL
TRD450-25	Category 5e 10Base-T Patch Cord, RJ45/RJ45, Gray	25.0ft (7.6m)	13.45	12.64	11.84	CALL
TRD450-30	Category 5e 10Base-T Patch Cord, RJ45/RJ45, Gray	30.0ft (9.1m)	14.65	13.77	12.89	CALL
TRD450-50	Category 5e 10Base-T Patch Cord, RJ45/RJ45, Gray	50.0ft (15.2m)	20.41	19.19	17.96	CALL
TRD450-100	Category 5e 10Base-T Patch Cord, RJ45/RJ45, Gray	100.0ft (30.4m)	35.93	33.77	31.62	CALL

Twisted Pair Pinning: 1 & 2, 3 & 6.

Category 5e RJ45 to RJ45 Crossover Patch Cords - 2 Pair Stranded for Ethernet Hub Stacking


TRD450CR-1	Category 5e 10Base-T Crossover Patch Cord, RJ45/RJ45, Gray	1.0ft (0.3m)	6.19	5.82	5.45	CALL
TRD450CR-2	Category 5e 10Base-T Crossover Patch Cord, RJ45/RJ45, Gray	2.0ft (0.6m)	6.49	6.10	5.71	CALL
TRD450CR-3	Category 5e 10Base-T Crossover Patch Cord, RJ45/RJ45, Gray	3.0ft (0.9m)	6.91	6.50	6.08	CALL
TRD450CR-5	Category 5e 10Base-T Crossover Patch Cord, RJ45/RJ45, Gray	5.0ft (1.5m)	7.53	7.08	6.63	CALL
TRD450CR-7	Category 5e 10Base-T Crossover Patch Cord, RJ45/RJ45, Gray	7.0ft (2.1m)	8.15	7.66	7.17	CALL
TRD450CR-10	Category 5e 10Base-T Crossover Patch Cord, RJ45/RJ45, Gray	10.0ft (3.0m)	9.02	8.48	7.94	CALL
TRD450CR-15	Category 5e 10Base-T Crossover Patch Cord, RJ45/RJ45, Gray	15.0ft (4.6m)	10.63	9.99	9.35	CALL
TRD450CR-20	Category 5e 10Base-T Crossover Patch Cord, RJ45/RJ45, Gray	20.0ft (6.0m)	10.58	9.95	9.31	CALL
TRD450CR-25	Category 5e 10Base-T Crossover Patch Cord, RJ45/RJ45, Gray	25.0ft (7.6m)	13.45	12.64	11.84	CALL
TRD450CR-30	Category 5e 10Base-T Crossover Patch Cord, RJ45/RJ45, Gray	30.0ft (9.1m)	14.66	13.78	12.90	CALL
TRD450CR-50	Category 5e 10Base-T Crossover Patch Cord, RJ45/RJ45, Gray	50.0ft (15.2m)	21.83	20.52	19.21	CALL
TRD450CR-100	Category 5e 10Base-T Crossover Patch Cord, RJ45/RJ45, Gray	100.0ft (30.4m)	37.34	35.10	32.86	CALL

1 & 2, 3 & 6 Crossover allows Ethernet Hub Stacking.

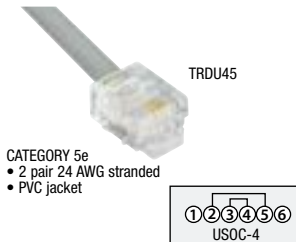
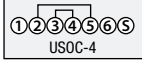
Category 5e Shielded RJ45 to RJ45 Crossover Patch Cords

For protection against EMI/RFI interference L-com's Shielded Cross-over Patch Cables are ideal. With a 100% foil shield covering 4-Pair 26AWG stranded conductors, your data is protected from interference. This series is EIA568 Cross wired to uplink between hubs and switches.


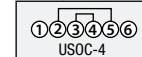
TRD855XCR-1	Shielded Category 5e Crossover Patch Cord, RJ45/RJ45, Gray	1.0ft (0.3m)	10.18	9.37	8.55	CALL
TRD855XCR-3	Shielded Category 5e Crossover Patch Cord, RJ45/RJ45, Gray	3.0ft (0.9m)	11.71	10.77	9.84	CALL
TRD855XCR-5	Shielded Category 5e Crossover Patch Cord, RJ45/RJ45, Gray	5.0ft (1.5m)	12.37	11.38	10.39	CALL
TRD855XCR-7	Shielded Category 5e Crossover Patch Cord, RJ45/RJ45, Gray	7.0ft (2.1m)	14.04	12.92	11.79	CALL
TRD855XCR-10	Shielded Category 5e Crossover Patch Cord, RJ45/RJ45, Gray	10.0ft (3.0m)	16.03	14.75	13.47	CALL
TRD855XCR-15	Shielded Category 5e Crossover Patch Cord, RJ45/RJ45, Gray	15.0ft (4.6m)	19.81	18.23	16.64	CALL
TRD855XCR-20	Shielded Category 5e Crossover Patch Cord, RJ45/RJ45, Gray	20.0ft (6.0m)	23.64	21.75	19.86	CALL
TRD855XCR-25	Shielded Category 5e Crossover Patch Cord, RJ45/RJ45, Gray	25.0ft (7.6m)	27.00	24.84	22.67	CALL
TRD855XCR-30	Shielded Category 5e Crossover Patch Cord, RJ45/RJ45, Gray	30.0ft (9.1m)	30.61	28.16	25.71	CALL
TRD855XCR-40	Shielded Category 5e Crossover Patch Cord, RJ45/RJ45, Gray	40.0ft (12.2m)	37.45	34.45	31.46	CALL
TRD855XCR-50	Shielded Category 5e Crossover Patch Cord, RJ45/RJ45, Gray	50.0ft (15.2m)	44.16	40.63	37.09	CALL
TRD855XCR-100	Shielded Category 5e Crossover Patch Cord, RJ45/RJ45, Gray	100.0ft (30.4m)	80.26	73.84	67.42	CALL




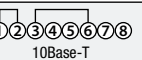
- SHIELDED CATEGORY 5e
- 2 pair 26 AWG stranded
 - PVC jacket
 - Foil shielding




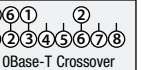
- CATEGORY 5e
- 2 pair 24 AWG stranded
 - PVC jacket



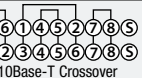
- CATEGORY 5e
- 2 pair 24 AWG stranded
 - PVC jacket



- CATEGORY 5e
- 2 pair 24 AWG stranded
 - PVC jacket



- SHIELDED CATEGORY 5e
- 4 pair crossover wired
 - 26 AWG stranded conductors
 - PVC jacket
 - Foil shielding




Item #	Description	Length	1-9	10-24	25-99	100+
--------	-------------	--------	-----	-------	-------	------

Category 5e RJ45 to RJ45 Patch Cords - 4 Pair Stranded for EIA568 Wiring

Realistic pricing and high quality is what makes L-com's Category 5e Network Patch Cables the right choice. Made with 4-Pair Category 5e rated cable and plugs, these cables are ready to be installed in your network. Affordability and peace of mind are assured when choosing L-com's patch cables. Large volume OEM requests are welcomed with this series. Call us today for all your patch cord needs.


TRD855-1	Category 5e EIA568 Patch Cord, RJ45/RJ45, 1.0ft (0.3m), Gray	1.0ft (0.3m)	2.50	2.42	2.35	CALL
TRD855-2	Category 5e EIA568 Patch Cord, RJ45/RJ45, 2.0ft (0.6m), Gray	2.0ft (0.6m)	2.91	2.82	2.74	CALL
TRD855-3	Category 5e EIA568 Patch Cord, RJ45/RJ45, 3.0ft (0.9m), Gray	3.0ft (0.9m)	3.43	3.33	3.22	CALL
TRD855-5	Category 5e EIA568 Patch Cord, RJ45/RJ45, 5.0ft (1.5m), Gray	5.0ft (1.5m)	4.19	4.06	3.94	CALL
TRD855-7	Category 5e EIA568 Patch Cord, RJ45/RJ45, 7.0ft (2.1m), Gray	7.0ft (2.1m)	5.08	4.93	4.78	CALL
TRD855-10	Category 5e EIA568 Patch Cord, RJ45/RJ45, 10.0ft (3.0m), Gray	10.0ft (3.0m)	6.34	6.15	5.96	CALL
TRD855-15	Category 5e EIA568 Patch Cord, RJ45/RJ45, 15.0ft (4.6m), Gray	15.0ft (4.6m)	8.43	8.18	7.92	CALL
TRD855-20	Category 5e EIA568 Patch Cord, RJ45/RJ45, 20.0ft (6.1m), Gray	20.0ft (6.0m)	10.53	10.21	9.90	CALL
TRD855-25	Category 5e EIA568 Patch Cord, RJ45/RJ45, 25.0ft (7.6m), Gray	25.0ft (7.6m)	11.61	11.26	10.91	CALL
TRD855-30	Category 5e EIA568 Patch Cord, RJ45/RJ45, 30.0ft (9.1m), Gray	30.0ft (9.1m)	15.17	14.71	14.26	CALL
TRD855-40	Category 5e EIA568 Patch Cord, RJ45/RJ45, 40.0ft (12.2m), Gray	40.0ft (12.2m)	19.39	18.81	18.23	CALL
TRD855-50	Category 5e EIA568 Patch Cord, RJ45/RJ45, 50.0ft (15.2m), Gray	50.0ft (15.2m)	23.54	22.83	22.13	CALL
TRD855-60	Category 5e EIA568 Patch Cord, RJ45/RJ45, 60.0ft (18.0m), Gray	60.0ft (18.0m)	28.48	27.63	26.77	CALL
TRD855-75	Category 5e EIA568 Patch Cord, RJ45/RJ45, 75.0ft (22.9m), Gray	75.0ft (22.9m)	34.29	33.26	32.23	CALL
TRD855-100	Category 5e EIA568 Patch Cord, RJ45/RJ45, 100.0ft (30.4m), Gray	100.0ft (30.4m)	41.73	40.48	39.23	CALL



Category 5e RJ45 to RJ45 Plenum Patch Cords - 4 Pair Solid for EIA568 Wiring

Designed for environments where PVC's combustive toxicity is restricted, L-com's Plenum Ethernet Cables provide the ideal alternative. The Category 5e rated plug and cable is designed for high-speed network systems. Ensure the protection of your investment by utilizing these L-com exclusive Plenum cables.


TRD855PL-1	Category 5e EIA568 Plenum Patch Cord, RJ45/RJ45, White	1.0ft (0.3m)	14.66	14.37	13.78	CALL
TRD855PL-2	Category 5e EIA568 Plenum Patch Cord, RJ45/RJ45, White	2.0ft (0.6m)	16.71	16.38	15.71	CALL
TRD855PL-3	Category 5e EIA568 Plenum Patch Cord, RJ45/RJ45, White	3.0ft (0.9m)	17.35	17.00	16.31	CALL
TRD855PL-5	Category 5e EIA568 Plenum Patch Cord, RJ45/RJ45, White	5.0ft (1.5m)	19.30	18.91	18.14	CALL
TRD855PL-7	Category 5e EIA568 Plenum Patch Cord, RJ45/RJ45, White	7.0ft (2.1m)	21.61	21.18	20.31	CALL
TRD855PL-10	Category 5e EIA568 Plenum Patch Cord, RJ45/RJ45, White	10.0ft (3.0m)	21.99	21.55	20.67	CALL
TRD855PL-15	Category 5e EIA568 Plenum Patch Cord, RJ45/RJ45, White	15.0ft (4.6m)	32.95	32.29	30.97	CALL
TRD855PL-20	Category 5e EIA568 Plenum Patch Cord, RJ45/RJ45, White	20.0ft (6.0m)	30.02	29.42	28.22	CALL
TRD855PL-25	Category 5e EIA568 Plenum Patch Cord, RJ45/RJ45, White	25.0ft (7.6m)	38.88	38.10	36.55	CALL
TRD855PL-30	Category 5e EIA568 Plenum Patch Cord, RJ45/RJ45, White	30.0ft (9.1m)	35.37	34.66	33.25	CALL
TRD855PL-40	Category 5e EIA568 Plenum Patch Cord, RJ45/RJ45, White	40.0ft (12.2m)	44.03	43.15	41.39	CALL
TRD855PL-50	Category 5e EIA568 Plenum Patch Cord, RJ45/RJ45, White	50.0ft (15.2m)	52.91	51.85	49.74	CALL
TRD855PL-60	Category 5e EIA568 Plenum Patch Cord, RJ45/RJ45, White	60.0ft (18.0m)	59.79	58.59	56.20	CALL
TRD855PL-75	Category 5e EIA568 Plenum Patch Cord, RJ45/RJ45, White	75.0ft (22.9m)	72.30	70.85	67.96	CALL
TRD855PL-80	Category 5e EIA568 Plenum Patch Cord, RJ45/RJ45, White	80.0ft (24.3m)	69.10	67.72	64.95	CALL
TRD855PL-90	Category 5e EIA568 Plenum Patch Cord, RJ45/RJ45, White	90.0ft (27.4m)	76.11	74.59	71.54	CALL
TRD855PL-100	Category 5e EIA568 Plenum Patch Cord, RJ45/RJ45, White	100.0ft (30.4m)	83.13	81.47	78.14	CALL
TRD855PL-150	Category 5e EIA568 Plenum Patch Cord, RJ45/RJ45, White	150.0ft (45.7m)	130.18	127.58	122.37	CALL
TRD855PL-200	Category 5e EIA568 Plenum Patch Cord, RJ45/RJ45, White	200.0ft (60.9m)	162.32	159.07	152.58	CALL
TRD855PL-250	Category 5e EIA568 Plenum Patch Cord, RJ45/RJ45, White	250.0ft (76.2m)	188.41	184.64	177.11	CALL
TRD855PL-300	Category 5e EIA568 Plenum Patch Cord, RJ45/RJ45, White	300.0ft (91.4m)	223.50	219.03	210.09	CALL



Category 5e Shielded RJ45 to RJ45 Plenum Patch Cords - 4 Pair Solid for EIA568 Wiring

Designed for environments where PVC's combustive toxicity is restricted, L-com's shielded plenum Ethernet cables provide the ideal alternative. Featuring all-metal-body RJ45 connectors and aluminized polyester shielded cable with drain wire, these assemblies are designed to protect against EMI/RFI while maintaining high performance data transmission characteristics. These unique cable assemblies feature an easy to depress "shark fin" snagless molded boot that makes connecting your cables easier.

TRD815SPL-1	Shielded Category 5e Plenum Patch Cord, RJ45/RJ45, Blue	1.0ft (0.3m)	33.74	33.07	31.72	CALL
TRD815SPL-2	Shielded Category 5e Plenum Patch Cord, RJ45/RJ45, Blue	2.0ft (0.6m)	35.77	35.05	33.62	CALL
TRD815SPL-3	Shielded Category 5e Plenum Patch Cord, RJ45/RJ45, Blue	3.0ft (0.9m)	37.34	36.59	35.10	CALL
TRD815SPL-5	Shielded Category 5e Plenum Patch Cord, RJ45/RJ45, Blue	5.0ft (1.5m)	41.38	40.55	38.90	CALL
TRD815SPL-7	Shielded Category 5e Plenum Patch Cord, RJ45/RJ45, Blue	7.0ft (2.1m)	45.41	44.50	42.69	CALL
TRD815SPL-10	Shielded Category 5e Plenum Patch Cord, RJ45/RJ45, Blue	10.0ft (3.0m)	51.37	50.34	48.29	CALL
TRD815SPL-15	Shielded Category 5e Plenum Patch Cord, RJ45/RJ45, Blue	15.0ft (4.6m)	61.34	60.11	57.66	CALL
TRD815SPL-20	Shielded Category 5e Plenum Patch Cord, RJ45/RJ45, Blue	20.0ft (6.0m)	70.51	69.10	66.28	CALL
TRD815SPL-25	Shielded Category 5e Plenum Patch Cord, RJ45/RJ45, Blue	25.0ft (7.6m)	81.33	79.70	76.45	CALL
TRD815SPL-30	Shielded Category 5e Plenum Patch Cord, RJ45/RJ45, Blue	30.0ft (9.1m)	90.47	88.66	85.04	CALL
TRD815SPL-40	Shielded Category 5e Plenum Patch Cord, RJ45/RJ45, Blue	40.0ft (12.2m)	110.32	108.11	103.70	CALL
TRD815SPL-50	Shielded Category 5e Plenum Patch Cord, RJ45/RJ45, Blue	50.0ft (15.2m)	131.25	128.63	123.38	CALL
TRD815SPL-60	Shielded Category 5e Plenum Patch Cord, RJ45/RJ45, Blue	75.0ft (22.9m)	150.16	147.16	141.15	CALL
TRD815SPL-75	Shielded Category 5e Plenum Patch Cord, RJ45/RJ45, Blue	75.0ft (22.9m)	181.18	177.56	170.31	CALL
TRD815SPL-80	Shielded Category 5e Plenum Patch Cord, RJ45/RJ45, Blue	80.0ft (24.3m)	179.44	175.85	168.67	CALL
TRD815SPL-90	Shielded Category 5e Plenum Patch Cord, RJ45/RJ45, Blue	90.0ft (27.4m)	198.19	194.23	186.30	CALL
TRD815SPL-100	Shielded Category 5e Plenum Patch Cord, RJ45/RJ45, Blue	100.0ft (30.4m)	231.12	226.50	217.25	CALL



Tip Which patch cords are best for a 10/100 Mbps Ethernet network?

Any of the TRD815 series patch cords will work effectively for ethernet networks. Choosing different colors for separate network segments in your wiring closet makes troubleshooting quick and easy.



Item #	Description	Length	1-9	10-24	25-99	100+
--------	-------------	--------	-----	-------	-------	------

Category 5e RJ45 to RJ45 Flat Patch Cords – 4 Pair for Ethernet

L-com's flat Category 5e cable assemblies allow network runs in small places where traditional cable would not work. Running a network cable under carpet or through tight spaces can easily be done with Flat Category 5e assemblies. The flexible Molded RJ45 boot can be bent up or down up to 90°. Black cables are ideal for AV and networking runs because the color easily blends into the shadows and white cables are perfect for medical applications as they blend into medical decor and easily show contaminants.

TRD855FLAT-1	Category 5e Flat Patch Cord, RJ45/RJ45, Black	1.0ft (0.3m)	3.85	3.70	3.54	CALL
TRD855FLAT-2	Category 5e Flat Patch Cord, RJ45/RJ45, Black	2.0ft (0.6m)	3.74	3.59	3.44	CALL
TRD855FLAT-3	Category 5e Flat Patch Cord, RJ45/RJ45, Black	3.0ft (0.9m)	4.91	4.71	4.52	CALL
TRD855FLAT-5	Category 5e Flat Patch Cord, RJ45/RJ45, Black	5.0ft (1.5m)	5.99	5.75	5.51	CALL
TRD855FLAT-7	Category 5e Flat Patch Cord, RJ45/RJ45, Black	7.0ft (2.1m)	7.04	6.76	6.48	CALL
TRD855FLAT-10	Category 5e Flat Patch Cord, RJ45/RJ45, Black	10.0ft (3.0m)	8.64	8.29	7.95	CALL
TRD855FLAT-15	Category 5e Flat Patch Cord, RJ45/RJ45, Black	15.0ft (4.6m)	11.30	10.85	10.40	CALL
TRD855FLAT-20	Category 5e Flat Patch Cord, RJ45/RJ45, Black	20.0ft (6.0m)	13.34	12.81	12.27	CALL
TRD855FLAT-25	Category 5e Flat Patch Cord, RJ45/RJ45, Black	25.0ft (7.6m)	14.66	14.07	13.49	CALL
TRD855FLAT-30	Category 5e Flat Patch Cord, RJ45/RJ45, Black	30.0ft (9.1m)	11.12	10.68	10.23	CALL
TRD855FLAT-40	Category 5e Flat Patch Cord, RJ45/RJ45, Black	40.0ft (12.2m)	13.68	13.13	12.59	CALL
TRD855FLAT-50	Category 5e Flat Patch Cord, RJ45/RJ45, Black	50.0ft (15.2m)	16.24	15.59	14.94	CALL
TRD855FLAT-75	Category 5e Flat Patch Cord, RJ45/RJ45, Black	75.0ft (22.9m)	40.87	39.24	37.60	CALL
TRD855FLAT-100	Category 5e Flat Patch Cord, RJ45/RJ45, Black	100.0ft (30.4m)	48.58	46.64	44.69	CALL

Twisted Pair Pinning: 1 & 2, 3 & 6, 4 & 5, 7 & 8

Category 5e RJ45 to RJ45 Flat Patch Cords – 4 Pair for Ethernet

TRD855FLAT-WHT-1	Category 5e Flat Patch Cord, RJ45/RJ45, White	1.0ft (0.3m)	3.43	3.29	3.16	CALL
TRD855FLAT-WHT-2	Category 5e Flat Patch Cord, RJ45/RJ45, White	2.0ft (0.6m)	3.74	3.59	3.44	CALL
TRD855FLAT-WHT-3	Category 5e Flat Patch Cord, RJ45/RJ45, White	3.0ft (0.9m)	3.97	3.81	3.65	CALL
TRD855FLAT-WHT-5	Category 5e Flat Patch Cord, RJ45/RJ45, White	5.0ft (1.5m)	4.47	4.29	4.11	CALL
TRD855FLAT-WHT-7	Category 5e Flat Patch Cord, RJ45/RJ45, White	7.0ft (2.1m)	5.03	4.83	4.63	CALL
TRD855FLAT-WHT-10	Category 5e Flat Patch Cord, RJ45/RJ45, White	10.0ft (3.0m)	5.82	5.59	5.35	CALL
TRD855FLAT-WHT-15	Category 5e Flat Patch Cord, RJ45/RJ45, White	15.0ft (4.6m)	7.06	6.78	6.50	CALL
TRD855FLAT-WHT-20	Category 5e Flat Patch Cord, RJ45/RJ45, White	20.0ft (6.0m)	8.32	7.99	7.65	CALL
TRD855FLAT-WHT-25	Category 5e Flat Patch Cord, RJ45/RJ45, White	25.0ft (7.6m)	9.65	9.26	8.88	CALL
TRD855FLAT-WHT-30	Category 5e Flat Patch Cord, RJ45/RJ45, White	30.0ft (9.1m)	11.12	10.68	10.23	CALL
TRD855FLAT-WHT-40	Category 5e Flat Patch Cord, RJ45/RJ45, White	40.0ft (12.2m)	13.68	13.13	12.59	CALL
TRD855FLAT-WHT-50	Category 5e Flat Patch Cord, RJ45/RJ45, White	50.0ft (15.2m)	16.24	15.59	14.94	CALL
TRD855FLAT-WHT-75	Category 5e Flat Patch Cord, RJ45/RJ45, White	75.0ft (22.9m)	22.62	21.72	20.81	CALL
TRD855FLAT-WHT-100	Category 5e Flat Patch Cord, RJ45/RJ45, White	100.0ft (30.4m)	29.00	27.84	26.68	CALL


Category 6 RJ45 to RJ45 Flat Patch Cords – 4 Pair for Ethernet

L-com's flat Category 6 cable assemblies allow network runs in small places where traditional cable would not work. Running a network cable under carpet or through tight spaces can easily be done with Flat Category 6 assemblies. The flexible Molded RJ45 boot can be bent up or down up to 90°. Black cables are ideal for AV and networking runs because the color easily blends into the shadows and white cables are perfect for medical applications as they blend into medical decor and easily show contaminants.


TRD695FLAT-BLK-1	Category 6 Flat Patch Cord, RJ45/RJ45, Black	1.0ft (0.3m)	3.84	3.69	3.53	CALL
TRD695FLAT-BLK-2	Category 6 Flat Patch Cord, RJ45/RJ45, Black	2.0ft (0.6m)	4.13	3.96	3.80	CALL
TRD695FLAT-BLK-3	Category 6 Flat Patch Cord, RJ45/RJ45, Black	3.0ft (0.9m)	4.42	4.24	4.07	CALL
TRD695FLAT-BLK-5	Category 6 Flat Patch Cord, RJ45/RJ45, Black	5.0ft (1.5m)	4.94	4.74	4.54	CALL
TRD695FLAT-BLK-7	Category 6 Flat Patch Cord, RJ45/RJ45, Black	7.0ft (2.1m)	5.55	5.33	5.11	CALL
TRD695FLAT-BLK-10	Category 6 Flat Patch Cord, RJ45/RJ45, Black	10.0ft (3.0m)	6.39	6.13	5.88	CALL
TRD695FLAT-BLK-15	Category 6 Flat Patch Cord, RJ45/RJ45, Black	15.0ft (4.6m)	7.77	7.46	7.15	CALL
TRD695FLAT-BLK-20	Category 6 Flat Patch Cord, RJ45/RJ45, Black	20.0ft (6.0m)	9.16	8.79	8.43	CALL
TRD695FLAT-BLK-25	Category 6 Flat Patch Cord, RJ45/RJ45, Black	25.0ft (7.6m)	10.61	10.19	9.76	CALL
TRD695FLAT-BLK-30	Category 6 Flat Patch Cord, RJ45/RJ45, Black	30.0ft (9.1m)	12.23	11.74	11.25	CALL
TRD695FLAT-BLK-40	Category 6 Flat Patch Cord, RJ45/RJ45, Black	40.0ft (12.2m)	15.03	14.43	13.83	CALL
TRD695FLAT-BLK-50	Category 6 Flat Patch Cord, RJ45/RJ45, Black	50.0ft (15.2m)	17.84	17.13	16.41	CALL
TRD695FLAT-BLK-75	Category 6 Flat Patch Cord, RJ45/RJ45, Black	75.0ft (22.9m)	24.84	23.85	22.85	CALL
TRD695FLAT-BLK-100	Category 6 Flat Patch Cord, RJ45/RJ45, Black	100.0ft (30.4m)	31.84	30.57	29.29	CALL

Category 6 RJ45 to RJ45 Flat Patch Cords – 4 Pair for Ethernet


TRD695FLAT-WHT-1	Category 6 Flat Patch Cord, RJ45/RJ45, White	1.0ft (0.3m)	3.84	3.69	3.53	CALL
TRD695FLAT-WHT-2	Category 6 Flat Patch Cord, RJ45/RJ45, White	2.0ft (0.6m)	4.13	3.96	3.80	CALL
TRD695FLAT-WHT-3	Category 6 Flat Patch Cord, RJ45/RJ45, White	3.0ft (0.9m)	4.42	4.24	4.07	CALL
TRD695FLAT-WHT-5	Category 6 Flat Patch Cord, RJ45/RJ45, White	5.0ft (1.5m)	4.94	4.74	4.54	CALL
TRD695FLAT-WHT-7	Category 6 Flat Patch Cord, RJ45/RJ45, White	7.0ft (2.1m)	5.55	5.33	5.11	CALL
TRD695FLAT-WHT-10	Category 6 Flat Patch Cord, RJ45/RJ45, White	10.0ft (3.0m)	6.39	6.13	5.88	CALL
TRD695FLAT-WHT-15	Category 6 Flat Patch Cord, RJ45/RJ45, White	15.0ft (4.6m)	7.77	7.46	7.15	CALL
TRD695FLAT-WHT-20	Category 6 Flat Patch Cord, RJ45/RJ45, White	20.0ft (6.0m)	9.16	8.79	8.43	CALL
TRD695FLAT-WHT-25	Category 6 Flat Patch Cord, RJ45/RJ45, White	25.0ft (7.6m)	10.61	10.19	9.76	CALL
TRD695FLAT-WHT-30	Category 6 Flat Patch Cord, RJ45/RJ45, White	30.0ft (9.1m)	12.23	11.74	11.25	CALL
TRD695FLAT-WHT-40	Category 6 Flat Patch Cord, RJ45/RJ45, White	40.0ft (12.2m)	15.03	14.43	13.83	CALL
TRD695FLAT-WHT-50	Category 6 Flat Patch Cord, RJ45/RJ45, White	50.0ft (15.2m)	17.84	17.13	16.41	CALL
TRD695FLAT-WHT-75	Category 6 Flat Patch Cord, RJ45/RJ45, White	75.0ft (22.9m)	24.84	23.85	22.85	CALL
TRD695FLAT-WHT-100	Category 6 Flat Patch Cord, RJ45/RJ45, White	100.0ft (30.4m)	31.84	30.57	29.29	CALL




CATEGORY 5e
• 4 pair 30 AWG stranded
• PVC jacket



CATEGORY 5e
• 4 pair 30 AWG stranded
• PVC jacket



CATEGORY 5e
• 4 pair 30 AWG stranded
• PVC jacket



CATEGORY 5e
• 4 pair 30 AWG stranded
• PVC jacket

Item #	Description	Length	1-9	10-24	25-99	100+
--------	-------------	--------	-----	-------	-------	------

Category 7 Low Smoke Zero Halogen (LSZH) Cable Assemblies RJ45 10-Gig Double Shielded Assemblies

L-com's TRD795Z Category 7 line of cables feature construction with an overall Braid shield around individually shielded twisted pairs (S/FTP) making these ideal for noisy environments. 10Gig rated for Category 7 or Category 6a applications, these are perfect for high speed networks. The Low-Smoke Zero Halogen (LSZH) cable used in these assemblies meets stringent RoHS and IEC ratings and is appropriate for shipboard, aircraft or any other usage where PVC's combustive toxicity is restricted.



TRD795Z-05M	Category 7 S/FTP LSZH Jacket Assembly, RJ45, 26AWG, Black	.05m	9.60	9.22	8.83	CALL
TRD795Z-1M	Category 7 S/FTP LSZH Jacket Assembly, RJ45, 26AWG, Black	1.0m	12.00	11.52	11.04	CALL
TRD795Z-2M	Category 7 S/FTP LSZH Jacket Assembly, RJ45, 26AWG, Black	2.0m	16.80	16.13	15.46	CALL
TRD795Z-3M	Category 7 S/FTP LSZH Jacket Assembly, RJ45, 26AWG, Black	3.0m	21.60	20.74	19.87	CALL
TRD795Z-5M	Category 7 S/FTP LSZH Jacket Assembly, RJ45, 26AWG, Black	5.0m	31.20	29.95	28.70	CALL
TRD795Z-10M	Category 7 S/FTP LSZH Jacket Assembly, RJ45, 26AWG, Black	10.0m	56.00	53.76	51.52	CALL
TRD795Z-15M	Category 7 S/FTP LSZH Jacket Assembly, RJ45, 26AWG, Black	15.0m	80.80	77.57	74.34	CALL
TRD795Z-25M	Category 7 S/FTP LSZH Jacket Assembly, RJ45, 26AWG, Black	25.0m	130.40	125.18	119.97	CALL
TRD795Z-30M	Category 7 S/FTP LSZH Jacket Assembly, RJ45, 26AWG, Black	30.0m	155.20	148.99	142.78	CALL
TRD795Z-50M	Category 7 S/FTP LSZH Jacket Assembly, RJ45, 26AWG, Black	50.0m	253.60	243.46	233.31	CALL

Category 5e Continuous Flex Unshielded Ethernet Patch Cords

Designed for industrial or outdoor environments where ordinary patch cables fail, this exclusive ultra flexible Category 5e patch cord series from L-com are built to take a beating. The TPE (Thermoplastic Elastomer) series is resistant to oils, UV damage, weld spatter and is CMX rated. The PUR (Polyurethane) series is resistant to UV Damage.



TRD855HFT-1	Category 5e Outdoor UTP High-Flex Ethernet Assembly, CMX TPE Jacket, Black	1.0ft (0.3m)	14.78	13.89	13.01	CALL
TRD855HFT-3	Category 5e Outdoor UTP High-Flex Ethernet Assembly, CMX TPE Jacket, Black	2.0ft (0.6m)	17.81	16.74	15.67	CALL
TRD855HFT-5	Category 5e Outdoor UTP High-Flex Ethernet Assembly, CMX TPE Jacket, Black	3.0ft (0.9m)	20.79	19.54	18.30	CALL
TRD855HFT-10	Category 5e Outdoor UTP High-Flex Ethernet Assembly, CMX TPE Jacket, Black	5.0ft (1.5m)	28.33	26.63	24.93	CALL
TRD855HFT-25	Category 5e Outdoor UTP High-Flex Ethernet Assembly, CMX TPE Jacket, Black	10.0ft (3.0m)	50.92	47.86	44.81	CALL
TRD855HFT-50	Category 5e Outdoor UTP High-Flex Ethernet Assembly, CMX TPE Jacket, Black	25.0ft (7.6m)	90.23	84.82	79.40	CALL
TRD855HFT-75	Category 5e Outdoor UTP High-Flex Ethernet Assembly, CMX TPE Jacket, Black	75.0ft (22.9m)	127.89	120.22	112.54	CALL
TRD855HFT-100	Category 5e Outdoor UTP High-Flex Ethernet Assembly, CMX TPE Jacket, Black	100.0ft (30.4m)	165.54	155.61	145.68	CALL



TRD855HFP-1	Category 5e Outdoor UTP High-Flex Ethernet Assembly, PUR Jacket, Black	1.0ft (0.3m)	12.51	11.76	11.01	CALL
TRD855HFP-3	Category 5e Outdoor UTP High-Flex Ethernet Assembly, PUR Jacket, Black	2.0ft (0.6m)	15.07	14.17	13.26	CALL
TRD855HFP-5	Category 5e Outdoor UTP High-Flex Ethernet Assembly, PUR Jacket, Black	3.0ft (0.9m)	17.64	16.58	15.52	CALL
TRD855HFP-10	Category 5e Outdoor UTP High-Flex Ethernet Assembly, PUR Jacket, Black	5.0ft (1.5m)	24.04	22.60	21.16	CALL
TRD855HFP-25	Category 5e Outdoor UTP High-Flex Ethernet Assembly, PUR Jacket, Black	10.0ft (3.0m)	43.27	40.67	38.08	CALL
TRD855HFP-50	Category 5e Outdoor UTP High-Flex Ethernet Assembly, PUR Jacket, Black	25.0ft (7.6m)	76.35	71.77	67.19	CALL
TRD855HFP-75	Category 5e Outdoor UTP High-Flex Ethernet Assembly, PUR Jacket, Black	75.0ft (22.9m)	107.35	100.91	94.47	CALL
TRD855HFP-100	Category 5e Outdoor UTP High-Flex Ethernet Assembly, PUR Jacket, Black	100.0ft (30.4m)	139.39	131.03	122.66	CALL

Category 5e Right Angle Braid Shielded High-Flex, Continuous Motion Patch Cords

L-com's braid shielded High-Flex cables are also available with 90° ends to meet tight space constraint applications. The patented right angle provides true category rated performance. Available in up, down, left or right to straight RJ45, jacket color is dark blue.

DIRECTION - Add Code CHOOSE THE CORRECT ORIENTATION RIGHT ANGLE FOR YOUR SPECIFIC NEED:

	Down = RA1	Up = RA2	Left = RA6	Right = RA7
Length	TRD855SRA1DBL	TRD855SRA2DBL	TRD855SRA6DBL	TRD855SRA7DBL
05 = 0.05m	19.02	19.02	18.84	18.84
1 = 1.0m	27.70	27.70	27.53	27.53
2 = 2.0m	45.07	45.07	44.89	44.89
3 = 3.0m	62.44	62.44	62.26	62.26
5 = 5.0m	97.31	97.31	97.05	97.05
10 = 10.0m	184.62	184.62	184.62	184.62



Tip *What is LSZH cable?*

LSZH stands for Low Smoke Zero Halogen and describes a cable jacket material that is non-halogenated and flame retardant. This type of jacket material has excellent fire safety characteristics of low smoke, low toxicity and low corrosion. This type of cable jacket material is used in applications such as Central Offices, Mass Transit Rail Systems, Nuclear Plants and Oil Refineries or in any other application where the protection of people and equipment from toxic and corrosive gases is critical.

Premium Category 5e RJ45 Right Angle Ethernet Patch Cords


L-com's unique, patented design, right angle patch cables provide true Category 5e performance at an affordable price. These right angle Ethernet patch cables feature a specialized channel separator and load bar to achieve Category 5e performance while maintaining a right angle bend. L-com's right angle cables are superior to competitor's right angle assemblies.

We've tested it ourselves and the competitor's right angle cables do not pass Category 5e testing for NEXT or Return Loss since the twists of the individual pairs are not maintained through the strain relief and into the connector body. These industry first cables are perfect for use in tight fit applications and dense connectivity applications commonly found in data centers.

Choosing the correct orientation Right Angle for your specific need:

DIRECTION - Add Code

	Straight	Down	Up	Right	Left
Straight	N/A	RA1	RA2	RA7	RA6
Down	RA1	RA3	RA4	RA10	RA11
Up	RA2	RA4	RA5	RA12	RA13
Right	RA7	RA10	RA12	RA14	RA8
Left	RA6	RA11	RA13	RA8	RA9



Right Angle Direction

TRD815SRA10BLK-1

Series

Category

815 = Cat5e
695 = Cat6

JACKET/SHIELDING - Add Code

PVC: Industry standard jacket
LSZH: Free of harmful halogens if burned to protect people and valuable equipment.



Unshielded

Shielded

PVC Unshielded = no S
PVC Shielded = S

LSZH Unshielded = Z*
LSZH Shielded = SZ*

COLORS - Add Code



LENGTHS - Add Code

Available off the shelf lengths in feet:
1, 2, 3, 5, 7, 10, 15, 20, 25 & 30

* LSZH types are only available in BLK, RD or GRY

	5E Unshielded (add color & length)	5E Shielded (add color & length)	5E Unshielded LSZH (add color* & length)	5E Shielded LSZH (add color* & length)	6 Unshielded (add color & length)	6 Shielded (add color & length)	6 Unshielded LSZH (add color* & length)	6 Shielded LSZH (add color* & length)
1 = Down-Straight	Blank	Blank	TRD815ZRA1_ _	TRD815SZRA1_ _	TRD695RA1_ _	TRD695SRA1_ _	TRD695ZRA1_ _	TRD695SZRA1_ _
2 = Up-Straight	TRD815RA2_ _	TRD815SRA2_ _	TRD815ZRA2_ _	TRD815SZRA2_ _	TRD695RA2_ _	TRD695SRA2_ _	TRD695ZRA2_ _	TRD695SZRA2_ _
3 = Down-Down	TRD815RA3_ _	TRD815SRA3_ _	TRD815ZRA3_ _	TRD815SZRA3_ _	TRD695RA3_ _	TRD695SRA3_ _	TRD695ZRA3_ _	TRD695SZRA3_ _
4 = Down-Up	TRD815RA4_ _	TRD815SRA4_ _	TRD815ZRA4_ _	TRD815SZRA4_ _	TRD695RA4_ _	TRD695SRA4_ _	TRD695ZRA4_ _	TRD695SZRA4_ _
5 = Up-Up	TRD815RA5_ _	TRD815SRA5_ _	TRD815ZRA5_ _	TRD815SZRA5_ _	TRD695RA5_ _	TRD695SRA5_ _	TRD695ZRA5_ _	TRD695SZRA5_ _
6 = Left-Straight	TRD815RA6_ _	TRD815SRA6_ _	TRD815ZRA6_ _	TRD815SZRA6_ _	TRD695RA6_ _	TRD695SRA6_ _	TRD695ZRA6_ _	TRD695SZRA6_ _
7 = Right-Straight	TRD815RA7_ _	TRD815SRA7_ _	TRD815ZRA7_ _	TRD815SZRA7_ _	TRD695RA7_ _	TRD695SRA7_ _	TRD695ZRA7_ _	TRD695SZRA7_ _
8 = Left-Right	TRD815RA8_ _	TRD815SRA8_ _	TRD815ZRA8_ _	TRD815SZRA8_ _	TRD695RA8_ _	TRD695SRA8_ _	TRD695ZRA8_ _	TRD695SZRA8_ _
9 = Left-Left	TRD815RA9_ _	TRD815SRA9_ _	TRD815ZRA9_ _	TRD815SZRA9_ _	TRD695RA9_ _	TRD695SRA9_ _	TRD695ZRA9_ _	TRD695SZRA9_ _
10 = Down-Right	TRD815RA10_ _	TRD815SRA10_ _	TRD815ZRA10_ _	TRD815SZRA10_ _	TRD695RA10_ _	TRD695SRA10_ _	TRD695ZRA10_ _	TRD695SZRA10_ _
11 = Down-Left	TRD815RA11_ _	TRD815SRA11_ _	TRD815ZRA11_ _	TRD815SZRA11_ _	TRD695RA11_ _	TRD695SRA11_ _	TRD695ZRA11_ _	TRD695SZRA11_ _
12 = Up-Right	TRD815RA12_ _	TRD815SRA12_ _	TRD815ZRA12_ _	TRD815SZRA12_ _	TRD695RA12_ _	TRD695SRA12_ _	TRD695ZRA12_ _	TRD695SZRA12_ _
13 = Up-Left	TRD815RA13_ _	TRD815SRA13_ _	TRD815ZRA13_ _	TRD815SZRA13_ _	TRD695RA13_ _	TRD695SRA13_ _	TRD695ZRA13_ _	TRD695SZRA13_ _
14 = Right-Right	TRD815RA14_ _	TRD815SRA14_ _	TRD815ZRA14_ _	TRD815SZRA14_ _	TRD695RA14_ _	TRD695SRA14_ _	TRD695ZRA14_ _	TRD695SZRA14_ _

Family List Prices - All colors and boot directions same price within each family.

Length	TRD695RA	TRD695SRA	TRD695ZRA	TRD695SZRA	TRD815RA	TRD815SRA	TRD815ZRA	TRD815SZRA
1 = 1.0ft (0.3m)	10.64	11.75	17.00	21.87	6.84	12.36	15.30	19.76
2 = 2.0ft (0.6m)	11.00	12.36	18.59	24.46	9.43	13.09	17.53	21.94
3 = 3.0ft (0.9m)	11.75	13.08	20.41	26.97	9.03	13.70	18.14	21.59
5 = 5.0ft (1.5m)	12.49	14.63	22.45	31.62	11.06	14.89	21.57	25.58
7 = 7.0ft (2.1m)	13.95	16.60	25.48	34.11	10.99	16.24	23.10	29.58
10 = 10.0ft (3.0m)	15.51	19.15	30.23	40.81	10.97	18.06	27.42	36.94
15 = 15.0ft (4.6m)	18.29	23.39	38.00	52.04	13.93	21.20	34.65	45.56
20 = 20.0ft (6.1m)	20.06	25.85	45.77	63.27	14.01	24.24	41.89	55.49
25 = 25.0ft (7.6m)	23.08	28.28	53.55	74.49	15.74	24.29	48.91	65.53
30 = 30.0ft (9.1m)	24.40	32.06	61.32	85.72	17.60	29.07	56.25	83.10

Exclusive
Patented Design
Right Angle Cable
Options To Consider

Online Video

L-com.com/Videos/A33

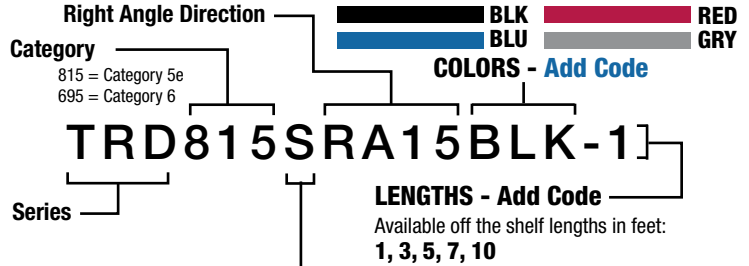
Premium Category 5e and 6 RJ45 90° Stackable Angle Ethernet Patch Cords

L-com's unique, patented, stackable right angle Ethernet cable assemblies provide true Category 5e and 6 performance at an affordable price. Our right angle Ethernet cable assemblies feature a specialized channel separator and load bar to achieve high performance while maintaining a right angle bend. Stackable Ethernet is designed to be used with L-com's standard 90 degree boot to "stack" the cables and achieve maximum panel density while allowing the cables to exit in the same direction. These cable assemblies are superior to competitor's right angle cable assemblies. L-com's industry first right angle Ethernet cables are perfect for use in tight fit applications and dense connectivity applications commonly found in data centers and enclosures. We offer Category 5e and 6 shielded and unshielded stackable right angle cable assemblies off the shelf.




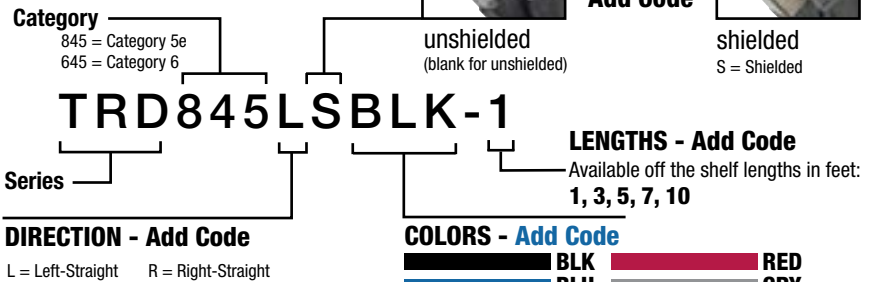
Family List Prices - All colors same price within each family.

Length	TRD815RA15	TRD815SRA15	TRD695RA15	TRD695SRA15
1 = 1.0ft (0.3m)	9.27	12.05	10.84	12.88
3 = 3.0ft (0.9m)	10.50	12.58	11.96	11.46
5 = 5.0ft (1.5m)	11.54	13.81	11.01	12.81
7 = 7.0ft (2.1m)	11.61	14.92	13.02	14.27
10 = 10.0ft (3.0m)	13.68	16.59	14.01	17.28



Premium Category 5e and 6 RJ45 45° Angle Ethernet Patch Cords

L-com's unique patented design, 45 degree angle patch cables provide true Cat5e and Cat6 performance at an affordable price. These angled Ethernet patch cables feature a specialized channel separator and load bar to achieve performance while maintaining a smooth bend. Add a professional look to your patch panels with neatly organized cable exits to the sides of a patch panel.



	5e Unshielded (add color & length)	5e Shielded (add color & length)	6 Unshielded (add color & length)	6 Shielded (add color & length)
L = Left-Straight	TRD845L_ _	TRD845LS_ _	TRD645L_ _	TRD645LS_ _
R = Right-Straight	TRD845R_ _	TRD845RS_ _	TRD645R_ _	TRD645RS_ _

Family List Prices - All colors and boot directions same price within each family.

Length	TRD845L	TRD845LS	TRD845R	TRD845RS	TRD645L	TRD645LS	TRD645R	TRD645RS
1 = 1.0ft (0.3m)	9.09	13.35	8.63	13.64	9.71	13.08	10.21	13.08
3 = 3.0ft (0.9m)	9.92	11.97	9.17	11.97	10.25	14.54	10.25	14.54
5 = 5.0ft (1.5m)	13.13	12.95	9.71	13.26	12.49	14.59	11.33	14.59
7 = 7.0ft (2.1m)	10.25	14.34	10.25	12.95	11.87	16.74	11.87	16.74
10 = 10.0ft (3.0m)	12.58	14.57	11.33	14.57	12.95	18.47	12.95	18.47

What makes L-com's Right Angle Category 5e cable design superior?

Our competitors' right angle cable designs are inferior as they do not maintain the proper pair twists as the cable enters the right angle. These cables have no mechanism for controlling the twisted pairs as they travel through the right angle strain relief. We tested these cables ourselves and they do not pass Cat5e testing for NEXT or Return Loss.


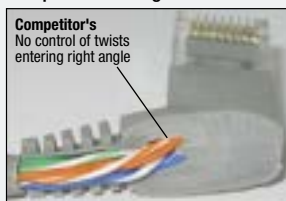
L-com's unique patented design utilizes a specialized channel separator and load bar to maintain the twists through the right angle. L-com's right angle cables are truly Cat5e rated.

Right Angle Cable Options To Consider

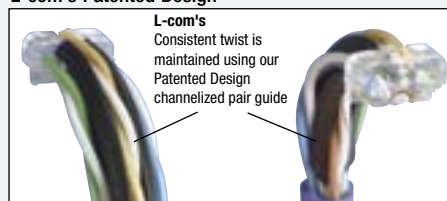
Online Video

L-com.com/Videos/A33

Competitors' Design



L-com's Patented Design



Tip What does transversely sealed mean?

Did you know that all of L-com's new ruggedized RJ45 jam-nuts, flanges and in-line receptacles are transversely sealed? As the name implies, this means that they are waterproof. The parts meet or exceed IP-68 rating with or without dust covers or mated connectors engaged with the receptacle. The jacks are waterproof even without a mated cap or connector when submerged under 1 meter of water for up to two days. Your equipment will not be at risk from moisture or dust even if you lose or forget the dust cap.



Item #	Description	List Price
--------	-------------	------------

Ruggedized RJ45 Plugs and Jacks Category 5e and Category 6 Applications

In today's world of high-speed communications, Ethernet has become the standard platform for all voice, video and data services. L-com's Category 5e and Category 6 ruggedized family of RJ45 plugs and receptacles provide an efficient, comprehensive and affordable solution to Ethernet connectivity for harsh and environmentally challenged applications. The jacks feature 100% transversely sealed (IP-68) configurations as a standard product design, preventing dust, water and moisture penetration, with or without dust cap or plug engagement. The ruggedized parts offer comprehensive shielding and grounding effectiveness capable of sustaining higher data transmission rates as well as Electro-Magnetic Conductance (EMC) for Military applications (Zinc-Nickel and Electroless Nickel finished parts offer EMC grounding). Suggested areas of usage include Data, VOIP, IPTV in harsh environments, 10/100/1000 Base-T networks, battlefield communication systems, industrial process control, data acquisition and control, factory environments, radar systems, railways and shelters among other things.

Ruggedized RJ45 Plugs, Category 5e or Category 6

L-com's ruggedized RJ45 plugs are designed to integrate with other ruggedized jam-nuts, flange mounts and in-line receptacles. Special compressive fittings allow these plugs to work with shielded or unshielded cable. A compression nut establishes 10lb of cable strain relief establishing robust cable strength. Internal conductive compression is used to interoperate with the cable braid to form a 360° ground plane. Plugs are available with or without dust caps. Ruggedize your plugs for harsh environmental applications today.

ECRA0211UA0	Cat5e Ruggedized RJ45 Plug, Anodized Finish, Fits Cable OD .190 - .270 inches (0.5cm - 0.7cm)	89.19
ECRA0213UA0	Cat5e Ruggedized RJ45 Plug, Zinc-Nickel Finish, Fits Cable OD .190 - .270 inches (0.5cm - 0.7cm)	100.45
ECRA4211UA0	Cat5e Ruggedized RJ45 Plug, Anodized Finish with Dust Cap, Fits Cable OD .190 - .270 inches (0.5cm - 0.7cm)	122.15
ECSA4211UA0	Cat6 Ruggedized RJ45 Plug, Anodized Finish with Dust Cap, Fits Cable OD .190 - .270 inches (0.5cm - 0.7cm)	116.20
ECRA4213UA0	Cat5e Ruggedized RJ45 Plug, Zinc-Nickel Finish with Dust Cap, Fits Cable OD .190 - .270 inches (0.5cm - 0.7cm)	135.72
ECSA4213UA0	Cat6 Ruggedized RJ45 Plug, Zinc-Nickel Finish with Dust Cap, Fits Cable OD .190 - .270 inches (0.5cm - 0.7cm)	163.87
ECSA4219UA0	Cat6 Ruggedized RJ45 Plug, Electroless Nickel Finish with Dust Cap, Fits Cable OD .190 - .270 inches (0.5cm - 0.7cm)	117.04
ECRA0211UB0	Cat5e Ruggedized RJ45 Plug, Anodized Finish, Fits Cable OD .271 - .330 inches (0.7cm - 0.8cm)	89.19
ECRA0213UB0	Cat5e Ruggedized RJ45 Plug, Zinc-Nickel Finish, Fits Cable OD .271 - .330 inches (0.7cm - 0.8cm)	125.42
ECRA4211UB0	Cat5e Ruggedized RJ45 Plug, Anodized Finish with Dust Cap, Fits Cable OD .271 - .330 inches (0.7cm - 0.8cm)	125.42
ECSA4211UB0	Cat6 Ruggedized RJ45 Plug, Anodized Finish with Dust Cap, Fits Cable OD .271 - .330 inches (0.7cm - 0.8cm)	115.98
ECRA4213UB0	Cat5e Ruggedized RJ45 Plug, Zinc-Nickel Finish with Dust Cap, Fits Cable OD .271 - .330 inches (0.7cm - 0.8cm)	139.35
ECSA4213UB0	Cat6 Ruggedized RJ45 Plug, Zinc-Nickel Finish with Dust Cap, Fits Cable OD .271 - .330 inches (0.7cm - 0.8cm)	163.62
ECSA4219UB0	Cat6 Ruggedized RJ45 Plug, Electroless Nickel Finish with Dust Cap, Fits Cable OD .271 - .330 inches (0.7cm - 0.8cm)	129.82

Ruggedized RJ45 In-line Receptacles, Category 5e or Category 6

These ruggedized RJ45 receptacles are transversely sealed even with no mate and are also designed to work with L-com's line of ruggedized RJ45 plugs. Choose your RJ45 plug and bulk cable from L-com's wide selection.

ECRP5103UA0	Cat5e Ruggedized RJ45 Recept., Zinc-Nickel Finish w/Grounding Shield & Dust Cap, Fits Cable OD .190 - .270 in (0.5cm - 0.7cm)	139.35
ECSP5103UA0	Cat6 Ruggedized RJ45 Recept., Zinc-Nickel Finish w/Grounding Shield & Dust Cap, Fits Cable OD .190 - .270 in (0.5cm - 0.7cm)	185.36
ECRP5201UA0	Cat5e Ruggedized RJ45 Receptacle, Anodized Finish with Dust Cap, Fits Cable OD .190 - .270 inches (0.5cm - 0.7cm)	118.38
ECSP5201UA0	Cat6 Ruggedized RJ45 Receptacle, Anodized Finish with Dust Cap, Fits Cable OD .190 - .270 inches (0.5cm - 0.7cm)	143.73
ECSP5209UA0	Cat6 Ruggedized RJ45 Receptacle, Electroless Nickel Finish w/Grounding Shield & Dust Cap, Fits Cable OD .190 - .270 inches (0.5cm - 0.7cm)	141.81
ECRP5103UB0	Cat5e Ruggedized RJ45 Recept., Zinc-Nickel Finish w/Grounding Shield & Dust Cap, Fits Cable OD .271 - .330 in (0.7cm - 0.8cm)	131.00
ECSP5103UB0	Cat6 Ruggedized RJ45 Recept., Zinc-Nickel Finish w/Grounding Shield & Dust Cap, Fits Cable OD .271 - .330 in (0.7cm - 0.8cm)	184.50
ECRP5201UB0	Cat5e Ruggedized RJ45 Receptacle, Anodized Finish with Dust Cap, Fits Cable OD .271 - .330 inches (0.7cm - 0.8cm)	118.38
ECSP5201UB0	Cat6 Ruggedized RJ45 Receptacle, Anodized Finish with Dust Cap, Fits Cable OD .271 - .330 inches (0.7cm - 0.8cm)	143.73
ECSP5209UB0	Cat6 Ruggedized RJ45 Receptacle, Electroless Nickel Finish w/Grounding Shield & Dust Cap, Fits Cable OD .271 - .330 inches (0.7cm - 0.8cm)	154.73

Panel Mountable Ruggedized RJ45 Receptacles, Category 5e or Category 6, Flange Mount Style

These ruggedized RJ45 receptacles are transversely sealed for complete moisture and dust protection. L-com's ECRD line provides both the Flange mount and sealing gasket. The ECRH line comes with full mounting hardware including bracket, self-sealing mounting screws, and O-rings for an easy installation. See L-com.com for our full line of harsh environment products.

ECRD0103U00	Cat5e Ruggedized Flange Mount, Zinc-Nickel Finish with Grounding Shield	69.67
ECDSD0103U00	Cat6 Ruggedized Flange Mount, Zinc-Nickel Finish with Grounding Shield	103.79
ECRD0201U00	Cat5e Ruggedized Flange Mount, Anodized Finish	51.49
ECDSD0201U00	Cat6 Ruggedized Flange Mount, Anodized Finish	56.38
ECRD0203U00	Cat5e Ruggedized Flange Mount, Zinc-Nickel Finish	57.01
ECRD3103U00	Cat5e Ruggedized Flange Mount, Zinc-Nickel Finish with Grounding Shield and Dust Cap	95.00
ECDSD3103U00	Cat6 Ruggedized Flange Mount, Zinc-Nickel Finish with Grounding Shield and Dust Cap	130.15
ECRD3201U00	Cat5e Ruggedized Flange Mount, Anodized Finish with Dust Cap	79.36
ECDSD3201U00	Cat6 Ruggedized Flange Mount, Anodized Finish with Dust Cap	81.36
ECRD3203U00	Cat5e Ruggedized Flange Mount, Zinc-Nickel Finish with Dust Cap	89.19
ECRH0103U00	Cat5e Ruggedized Flange Mount, Zinc-Nickel Finish with Grounding Shield and Mounting Hardware	80.82
ECSH0103U00	Cat6 Ruggedized Flange Mount, Zinc-Nickel Finish with Grounding Shield and Full Mounting Hardware	114.42
ECRH0201U00	Cat5e Ruggedized Flange Mount, Anodized Finish with Mounting Hardware	64.10
ECSH0201U00	Cat6 Ruggedized Flange Mount, Anodized Finish with Full Mounting Hardware	80.02
ECRH0203U00	Cat 5e Ruggedized Flange Mount, Zinc-Nickel Finish with Mounting Hardware	69.02
ECRH3103U00	Cat 5e Ruggedized Flange Mount, Zinc-Nickel Finish with Grounding Shield, Mounting Hardware and Dust Cap	111.48
ECSH3103U00	Cat6 Ruggedized Flange Mount, Zinc-Nickel Finish with Grounding Shield, Dust Cap and Full Mounting Hardware	137.52
ECRH3201U00	Cat5e Ruggedized Flange Mount, Anodized Finish with Mounting Hardware and Dust Cap	94.77
ECSH3201U00	Cat6 Ruggedized Flange Mount, Anodized Finish with Dust Cap and Full Mounting Hardware	94.83
ECRH3203U00	Cat5e Ruggedized Flange Mount, Zinc-Nickel Finish with Mounting Hardware and Dust Cap	104.46
ECSH3109U00	Cat5e Ruggedized Flange Mount, Electroless Nickel Finish with Mounting Hardware and Dust Cap	124.54

Item #	Description	List Price
--------	-------------	------------

Panel Mountable Ruggedized RJ45 Receptacles, Category 5e or Category 6, Jam-nut Styles

L-com's Category 5e or Category 6 transversely sealed jam-nuts are an ideal fit for situations requiring a ruggedized RJ45 jack and a simple D-hole for mounting with no additional hardware required. They boast an IP68 rating even without a mated connector or dust cap. The ECRK line is a simple D-hole jam-nut and requires no additional hardware for mounting and the ECRJ line fits a D38999/24 and M83723/60 cutout. Zinc-Nickel and Electroless Nickel versions are available with an EMI grounding plate on both sides of the receptacle to ensure proper grounding for shielded RJ45 cables. Jam-nuts are available both with and without dust caps. Don't see what you are looking for? Call today to discuss custom solutions for all your interconnect needs.

ECRK0103U00	Cat5e Ruggedized Jam-nut, Zinc-Nickel Finish with Grounding Shield	78.71
ECSK0103U00	Cat6 Ruggedized Jam-nut, Zinc-Nickel Finish with Grounding Shield	112.81
ECRK0201U00	Cat5e Ruggedized Jam-nut, Anodized Finish	59.86
ECSK0201U00	Cat6 Ruggedized Jam-nut, Anodized Finish	74.77
ECRK0203U00	Cat5e Ruggedized Jam-nut, Zinc-Nickel Finish	68.21
ECSK2103U00	Cat6 Ruggedized Jam-nut, Zinc-Nickel Finish with Grounding Shield and Dust Cap	142.15
ECRK2103U00	Cat5e Ruggedized Jam-nut, Zinc-Nickel Finish with Grounding Shield and Dust Cap	120.72
ECSK2201U00	Cat6 Ruggedized Jam-nut, Anodized Finish with Dust Cap	94.70
ECRK2201U00	Cat5e Ruggedized Jam-nut, Anodized Finish with Dust Cap	95.00
ECRK2203U00	Cat5e Ruggedized Jam-nut, Zinc-Nickel Finish with Dust Cap	107.14
ECSK2109U00	Cat6 Ruggedized Jam-nut, Electroless Nickel Finish with Grounding Shield and Dust Cap	123.92
ECRJ0203U00	Cat5e Ruggedized D38999 Style Jam-nut, Zinc-Nickel Finish	80.82
ECRJ1103U00	Cat5e Ruggedized D38999 Style Jam-nut, Zinc-Nickel Finish with Grounding Shield and Dust Cap	155.22
ECSJ1103U00	Cat6 Ruggedized D38999 Style Jam-nut, Zinc-Nickel Finish with Grounding Shield and Dust Cap	160.95
ECRJ1201U00	Cat6 Ruggedized D38999 Style Jam-nut, Anodized Finish with Dust Cap	128.93
ECSJ1109U00	Cat6 Ruggedized D38999 Style Jam-nut, Electroless Nickel Finish with Grounding Shield and Dust Cap	128.93



Tip *Grounding RJ45 ruggedized jacks*

Many applications that require the use of higher data rates require proper grounding and shielding. To address this, L-com offers our Zinc-Nickel finished line of RJ45 Ruggedized jacks which are designed to establish sufficient grounding between shielded cord sets and chassis ground. They also provide EMC/EMI shielding for applications where immunity

to electromagnetic interference is crucial. The parts provide <math><0.033\Omega</math> for shielded cable to cable or cable to ground use. This is accomplished using a grounding plate, conductive O-ring and gasket. The parts adhere to and are tested to IAW MIL-STD-461F, RS103 for EMI emission and susceptibility.



EMC Shroud (front view) conductive surface with shielded cable and receptacle or chassis ground

EMC Shroud (rear view) conductive surface with shielded cable

Category 5e Ruggedized RJ45 Assemblies with FR-TPE Outdoor Rated Cable

L-com is proud to offer assemblies using our IP68 rated ruggedized RJ45 plugs and jacks in various combinations. Each cable is built using CMX Outdoor Rated, double-shielded industrial cable for the most durable Category 5e cable L-com has ever offered. Please see our custom cable configurator on L-com.com to create your own custom length variations. All ruggedized jacks and plugs come with dust caps. The armored versions have 1,500 PSI crush resistance. Call today for assistance.

<p>Plug/Plug, Zinc-Nickel Finish</p> <p>1 Pricing on L-com.com</p>	<p>Plug/Plug, Anodized Finish</p> <p>2 Pricing on L-com.com</p>	<p>Jack/Jack, Zinc-Nickel Finish</p> <p>3 Pricing on L-com.com</p>	<p>Jack/Jack, Anodized Finish</p> <p>4 Pricing on L-com.com</p>
<p>Plug/Jack, Zinc-Nickel Finish</p> <p>5 Pricing below</p>	<p>Plug/Jack, Anodized Finish</p> <p>6 Pricing on L-com.com</p>	<p>Zinc-Nickel Jack/Shld. RJ45 Plug</p> <p>7 Pricing on L-com.com</p>	<p>Anodized Jack/Shld. RJ45 Plug</p> <p>8 Pricing on L-com.com</p>

L-com's ruggedized cable assemblies may be ordered with armored cable. Ex: TRD8RGMT6-01, Plug to Jack, Anodized finish, 5 lengths, with armored cable.



Ordering is easy, add the desired number of the style code into the part number. Ex: TRD8RG6-01, Plug to Jack, Anodized finish, 1m in length

Item #	Description	Length	List Price
TRD8RG5-01	Ruggedized Category 5e Assembly with FR-TPE Outdoor Rated Cable and Dust Caps	1.0m	418.49
TRD8RG5-02	Ruggedized Category 5e Assembly with FR-TPE Outdoor Rated Cable and Dust Caps	2.0m	495.88
TRD8RG5-03	Ruggedized Category 5e Assembly with FR-TPE Outdoor Rated Cable and Dust Caps	3.0m	428.43
TRD8RG5-05	Ruggedized Category 5e Assembly with FR-TPE Outdoor Rated Cable and Dust Caps	5.0m	438.58
TRD8RG5-10	Ruggedized Category 5e Assembly with FR-TPE Outdoor Rated Cable and Dust Caps	10.0m	463.52



M12M12F4D

M12RJ454D

TRG501-T4T

TRG502-T4T

TRG502-T4S

TRG504-T4T

TRG506-T4T

Item #	Description	1-9	10-24	25-99	100+
--------	-------------	-----	-------	-------	------

M12 Economy D-Coded 4 Position Cables for Ethernet and Fieldbus Applications

L-com offers popular 22 AWG 2-pair, 4 Position, D-Coded M12 cable assemblies for use in Ethernet and fieldbus applications. We stock multiple configurations including male to male, male to female and male (straight) to male (right angle), as well as male M12 to RJ45 plug styles. These robust assemblies are 100% factory tested and feature UV and chemical resistant PUR jackets. Applications for these assemblies include manufacturing, process control, factory automation and more.

M12 Economy 4 Position D-Coded Male to Male Cable Assemblies

M12M124D-0.5	M12 Economy 4 Position D-Coded Male/Male Cable Assembly, 0.5m	19.53	19.14	18.75	CALL
M12M124D-1	M12 Economy 4 Position D-Coded Male/Male Cable Assembly, 1.0m	22.70	22.25	21.79	CALL
M12M124D-2	M12 Economy 4 Position D-Coded Male/Male Cable Assembly, 2.0m	25.96	25.44	24.92	CALL
M12M124D-3	M12 Economy 4 Position D-Coded Male/Male Cable Assembly, 3.0m	29.22	28.64	28.05	CALL
M12M124D-5	M12 Economy 4 Position D-Coded Male/Male Cable Assembly, 5.0m	32.46	31.81	31.16	CALL

M12 Economy 4 Position D-Coded Male to Female Cable Assemblies

M12M12F4D-0.5	M12 Economy 4 Position D-Coded Male/Female Cable Assembly, 0.5m	24.27	23.78	23.30	CALL
M12M12F4D-1	M12 Economy 4 Position D-Coded Male/Female Cable Assembly, 1.0m	25.74	25.23	24.71	CALL
M12M12F4D-2	M12 Economy 4 Position D-Coded Male/Female Cable Assembly, 2.0m	26.58	26.05	25.52	CALL
M12M12F4D-3	M12 Economy 4 Position D-Coded Male/Female Cable Assembly, 3.0m	31.56	30.93	30.30	CALL
M12M12F4D-5	M12 Economy 4 Position D-Coded Male/Female Cable Assembly, 5.0m	37.42	36.67	35.92	CALL

M12 Economy 4 Position D-Coded Male to RJ45 Male Cable Assemblies

M12RJ454D-0.5	M12 Economy 4 Position D-Coded Male/RJ45 Male Cable Assembly, 0.5m	16.18	15.86	15.53	CALL
M12RJ454D-1	M12 Economy 4 Position D-Coded Male/RJ45 Male Cable Assembly, 1.0m	17.42	17.07	16.72	CALL
M12RJ454D-2	M12 Economy 4 Position D-Coded Male/RJ45 Male Cable Assembly, 2.0m	22.42	21.97	21.52	CALL
M12RJ454D-3	M12 Economy 4 Position D-Coded Male/RJ45 Male Cable Assembly, 3.0m	31.24	30.62	29.99	CALL
M12RJ454D-5	M12 Economy 4 Position D-Coded Male/RJ45 Male Cable Assembly, 5.0m	38.27	37.50	36.74	CALL

M12 Premium D-Coded 4 Position Cables for Ethernet and Fieldbus Applications

L-com's M12 premium line is here for your roughest and most demanding applications. Built with Category 5e rated high flex, industrial, outdoor, double shielded TPE bulk cable and using IP68 rated M12 connectors, these assemblies are as robust as they come. Designed to exceed category standards to ensure network throughput. Contact us today with your M12 custom applications.

M12 Premium 4 Position D-Coded Male to Male Cable Assemblies for Ethernet

TRG501-T4T-05M	M12 Premium 4 Position D-Coded Male/Male Cable Assembly, 24 AWG, 0.5m	28.91	28.04	27.18	CALL
TRG501-T4T-1M	M12 Premium 4 Position D-Coded Male/Male Cable Assembly, 24 AWG, 1.0m	35.49	34.43	33.36	CALL
TRG501-T4T-2M	M12 Premium 4 Position D-Coded Male/Male Cable Assembly, 24 AWG, 2.0m	46.94	45.53	44.12	CALL
TRG501-T4T-3M	M12 Premium 4 Position D-Coded Male/Male Cable Assembly, 24 AWG, 3.0m	57.55	55.82	54.10	CALL
TRG501-T4T-5M	M12 Premium 4 Position D-Coded Male/Male Cable Assembly, 24 AWG, 5.0m	70.28	68.17	66.06	CALL
TRG501-T4T-10M	M12 Premium 4 Position D-Coded Male/Male Cable Assembly, 24 AWG, 10.0m	122.47	118.80	115.12	CALL

M12 Premium 4 Position D-Coded Male to Female Cable Assemblies for Ethernet

TRG502-T4T-05M	M12 Premium 4 Position D-Coded Male/Female Cable Assembly, 24 AWG, 0.5m	31.97	31.01	30.05	CALL
TRG502-T4T-1M	M12 Premium 4 Position D-Coded Male/Female Cable Assembly, 24 AWG, 1.0m	36.55	35.45	34.36	CALL
TRG502-T4T-2M	M12 Premium 4 Position D-Coded Male/Female Cable Assembly, 24 AWG, 2.0m	48.01	46.57	45.13	CALL
TRG502-T4T-3M	M12 Premium 4 Position D-Coded Male/Female Cable Assembly, 24 AWG, 3.0m	58.62	56.86	55.10	CALL
TRG502-T4T-5M	M12 Premium 4 Position D-Coded Male/Female Cable Assembly, 24 AWG, 5.0m	71.34	69.20	67.06	CALL
TRG502-T4T-10M	M12 Premium 4 Position D-Coded Male/Female Cable Assembly, 24 AWG, 10.0m	122.47	118.80	115.12	CALL

M12 Premium 4 Position D-Coded Male to Female Armored Cable Assemblies for Ethernet

TRG502-T4S-1M	M12 Premium 4 Pos. D-Coded Male/Female Armored Cable Assembly, 24AWG, 1.0m	50.67	46.62	42.56	CALL
TRG502-T4S-2M	M12 Premium 4 Pos. D-Coded Male/Female Armored Cable Assembly, 24AWG, 2.0m	68.00	62.56	57.12	CALL
TRG502-T4S-3M	M12 Premium 4 Pos. D-Coded Male/Female Armored Cable Assembly, 24AWG, 3.0m	85.79	78.93	72.06	CALL
TRG502-T4S-5M	M12 Premium 4 Pos. D-Coded Male/Female Armored Cable Assembly, 24AWG, 5.0m	122.97	113.13	103.29	CALL
TRG502-T4S-10M	M12 Premium 4 Pos. D-Coded Male/Female Armored Cable Assembly, 24AWG, 10.0m	209.20	192.46	175.73	CALL

M12 Premium 4 Position D-Coded Male to RJ45 Male Cable Assemblies for Ethernet

TRG504-T4T-1M	M12 Premium 4 Position D-Coded Male/RJ45 Male Cable Assembly, 24 AWG, 1.0m	28.07	27.23	26.39	CALL
TRG504-T4T-2M	M12 Premium 4 Position D-Coded Male/RJ45 Male Cable Assembly, 24 AWG, 2.0m	40.79	39.57	38.34	CALL
TRG504-T4T-3M	M12 Premium 4 Position D-Coded Male/RJ45 Male Cable Assembly, 24 AWG, 3.0m	52.46	50.89	49.31	CALL
TRG504-T4T-5M	M12 Premium 4 Position D-Coded Male/RJ45 Male Cable Assembly, 24 AWG, 5.0m	64.12	62.20	60.27	CALL
TRG504-T4T-10M	M12 Premium 4 Position D-Coded Male/RJ45 Male Cable Assembly, 24 AWG, 10.0m	116.10	112.62	109.13	CALL

M12 Premium 4 Position D-Coded Female to RJ45 Male Cable Assemblies for Ethernet

TRG506-T4T-1M	M12 Premium 4 Position D-Coded Female/RJ45 Male Cable Assembly, 24 AWG, 1.0m	29.12	28.25	27.37	CALL
TRG506-T4T-2M	M12 Premium 4 Position D-Coded Female/RJ45 Male Cable Assembly, 24 AWG, 2.0m	41.85	40.59	39.34	CALL
TRG506-T4T-3M	M12 Premium 4 Position D-Coded Female/RJ45 Male Cable Assembly, 24 AWG, 3.0m	53.52	51.91	50.31	CALL
TRG506-T4T-5M	M12 Premium 4 Position D-Coded Female/RJ45 Male Cable Assembly, 24 AWG, 5.0m	65.19	63.23	61.28	CALL
TRG506-T4T-10M	M12 Premium 4 Position D-Coded Female/RJ45 Male Cable Assembly, 24 AWG, 10.0m	117.16	113.65	110.13	CALL

Item #	Description	1-9	10-24	25-99	100+
--------	-------------	-----	-------	-------	------

M12 Premium 4 Position D-Coded Right Angle Assemblies For Ethernet Applications

L-com's premium line of M12 cables now includes right angle options. These assemblies are here for your roughest and most demanding applications. Built with high flex, outdoor CMX rated, double shielded, FR-TPE cable and using IP67 M12 connectors, these assemblies are as robust as they come. They are designed to exceed category standards to ensure network throughput even in harsh industrial or weather environments. Off the shelf connector options include D-coded, 4 position male and female M12s plus standard RJ45s.

TRG507-T4T-05M	M12 Premium 4 Position D-Coded Right Angle M12 to Straight M12, Male/Male Assembly, 24AWG, 0.5m	33.82	32.81	31.79	CALL
TRG507-T4T-1M	M12 Premium 4 Position D-Coded Right Angle M12 to Straight M12, Male/Male Assembly, 24AWG, 1.0m	39.03	37.86	36.69	CALL
TRG507-T4T-2M	M12 Premium 4 Position D-Coded Right Angle M12 to Straight M12, Male/Male Assembly, 24AWG, 2.0m	50.49	48.98	47.46	CALL
TRG507-T4T-3M	M12 Premium 4 Position D-Coded Right Angle M12 to Straight M12, Male/Male Assembly, 24AWG, 3.0m	60.91	59.08	57.26	CALL
TRG507-T4T-5M	M12 Premium 4 Position D-Coded Right Angle M12 to Straight M12, Male/Male Assembly, 24AWG, 5.0m	73.41	71.21	69.01	CALL
TRG507-T4T-10M	M12 Premium 4 Position D-Coded Right Angle M12 to Straight M12, Male/Male Assemb., 24AWG, 10.0m	123.43	119.73	116.02	CALL
TRG507-T4T-15M	M12 Premium 4 Position D-Coded Right Angle M12 to Straight M12, Male/Male Assemb., 24AWG, 15.0m	161.98	157.12	152.26	CALL

TRG507-T4T-M



TRG508-T4T-05M	M12 Premium 4 Position D-Coded Right Angle M12 to RJ45, Male/Male Assembly, 24AWG, 0.5m	30.69	29.77	28.85	CALL
TRG508-T4T-1M	M12 Premium 4 Position D-Coded Right Angle M12 to RJ45, Male/Male Assembly, 24AWG, 1.0m	31.73	30.78	29.83	CALL
TRG508-T4T-2M	M12 Premium 4 Position D-Coded Right Angle M12 to RJ45, Male/Male Assembly, 24AWG, 2.0m	44.24	42.91	41.59	CALL
TRG508-T4T-3M	M12 Premium 4 Position D-Coded Right Angle M12 to RJ45, Male/Male Assembly, 24AWG, 3.0m	55.70	54.03	52.36	CALL
TRG508-T4T-5M	M12 Premium 4 Position D-Coded Right Angle M12 to RJ45, Male/Male Assembly, 24AWG, 5.0m	67.16	65.15	63.13	CALL
TRG508-T4T-10M	M12 Premium 4 Position D-Coded Right Angle M12 to RJ45, Male/Male Assembly, 24AWG, 10.0m	118.22	114.67	111.13	CALL
TRG508-T4T-15M	M12 Premium 4 Position D-Coded Right Angle M12 to RJ45, Male/Male Assembly, 24AWG, 15.0m	154.17	149.54	144.92	CALL

TRG508-T4T-05M



M12 Premium 8 Position X-Coded Cables for Category 6a 10gig Applications

L-com's M12 premium line is here for your roughest and most demanding applications. Built with Category 6a rated, high flex, industrial, outdoor, double shielded TPE bulk cable and using IP67 rated M12 connectors, these assemblies are as robust as they come. Designed for Category 6a, 10gig applications. Contact us today with your M12 cabling needs.

M12 Premium 8 Position X-Coded Male to Male Cable Assemblies for 10gig Ethernet

TRG607-T6T-1M	M12 Premium 8 Position X-Coded Male/Male Cable Assembly, 26AWG, 1.0m	104.41	100.23	96.06	CALL
TRG607-T6T-2M	M12 Premium 8 Position X-Coded Male/Male Cable Assembly, 26AWG, 2.0m	117.37	112.68	107.98	CALL
TRG607-T6T-3M	M12 Premium 8 Position X-Coded Male/Male Cable Assembly, 26AWG, 3.0m	130.35	125.14	119.92	CALL
TRG607-T6T-5M	M12 Premium 8 Position X-Coded Male/Male Cable Assembly, 26AWG, 5.0m	155.03	148.83	142.63	CALL
TRG607-T6T-10M	M12 Premium 8 Position X-Coded Male/Male Cable Assembly, 26AWG, 10.0m	220.96	212.12	203.28	CALL

TRG607-T6T-M



M12 Premium 8 Position X-Coded Male to Female Cable Assemblies 10gig Ethernet

TRG608-T6T-1M	M12 Premium 8 Position X-Coded Male/Female Cable Assembly, 26AWG, 1.0m	105.46	101.24	97.02	CALL
TRG608-T6T-2M	M12 Premium 8 Position X-Coded Male/Female Cable Assembly, 26AWG, 2.0m	118.39	113.65	108.92	CALL
TRG608-T6T-3M	M12 Premium 8 Position X-Coded Male/Female Cable Assembly, 26AWG, 3.0m	131.35	126.10	120.84	CALL
TRG608-T6T-5M	M12 Premium 8 Position X-Coded Male/Female Cable Assembly, 26AWG, 5.0m	156.06	149.82	143.58	CALL
TRG608-T6T-10M	M12 Premium 8 Position X-Coded Male/Female Cable Assembly, 26AWG, 10.0m	221.99	213.11	204.23	CALL

TRG608-T6T-M



M12 Premium 8 Position X-Coded Male to RJ45 Cable Assemblies 10gig Ethernet

TRG610-T6T-1M	M12 Premium 8 Position X-Coded Male/RJ45 Cable Assembly, 26AWG, 1.0m	61.59	59.13	56.66	CALL
TRG610-T6T-2M	M12 Premium 8 Position X-Coded Male/RJ45 Cable Assembly, 26AWG, 2.0m	74.58	71.60	68.61	CALL
TRG610-T6T-3M	M12 Premium 8 Position X-Coded Male/RJ45 Cable Assembly, 26AWG, 3.0m	87.60	84.10	80.59	CALL
TRG610-T6T-5M	M12 Premium 8 Position X-Coded Male/RJ45 Cable Assembly, 26AWG, 5.0m	113.60	109.06	104.51	CALL
TRG610-T6T-10M	M12 Premium 8 Position X-Coded Male/RJ45 Cable Assembly, 26AWG, 10.0m	178.89	171.73	164.58	CALL

TRG610-T6T-M



M12 Premium 8 Position X-Coded Female Panel Mount to RJ45 Cable Assemblies 10gig Ethernet

TRG611-T6T-05M	M12 Premium 8 Position X-Coded Female Panel Mount/RJ45 Cable Assembly, 26AWG, 0.5m	56.33	54.08	51.82	CALL
TRG611-T6T-1M	M12 Premium 8 Position X-Coded Female Panel Mount/RJ45 Cable Assembly, 26AWG, 1.0m	62.37	59.88	57.38	CALL
TRG611-T6T-2M	M12 Premium 8 Position X-Coded Female Panel Mount/RJ45 Cable Assembly, 26AWG, 2.0m	74.13	71.16	68.20	CALL
TRG611-T6T-3M	M12 Premium 8 Position X-Coded Female Panel Mount/RJ45 Cable Assembly, 26AWG, 3.0m	85.90	82.46	79.03	CALL
TRG611-T6T-5M	M12 Premium 8 Position X-Coded Female Panel Mount/RJ45 Cable Assembly, 26AWG, 5.0m	109.43	105.05	100.68	CALL
TRG611-T6T-10M	M12 Premium 8 Position X-Coded Female Panel Mount/RJ45 Cable Assembly, 26AWG, 10.0m	167.80	161.09	154.38	CALL

TRG611-T6T-M



M12 Premium 8 Position X-Coded Male to Female Panel Mount Cable Assemblies 10gig Ethernet

TRG626-T6T-05M	M12 Premium 8 Position X-Coded Male/Female Panel Mount Cable Assembly, 26AWG, 0.5m	90.58	86.96	83.33	CALL
TRG626-T6T-1M	M12 Premium 8 Position X-Coded Male/Female Panel Mount Cable Assembly, 26AWG, 1.0m	97.05	93.17	89.29	CALL
TRG626-T6T-2M	M12 Premium 8 Position X-Coded Male/Female Panel Mount Cable Assembly, 26AWG, 2.0m	109.96	105.56	101.16	CALL
TRG626-T6T-3M	M12 Premium 8 Position X-Coded Male/Female Panel Mount Cable Assembly, 26AWG, 3.0m	122.95	118.03	113.11	CALL
TRG626-T6T-5M	M12 Premium 8 Position X-Coded Male/Female Panel Mount Cable Assembly, 26AWG, 5.0m	147.64	141.73	135.83	CALL
TRG626-T6T-10M	M12 Premium 8 Position X-Coded Male/Female Panel Mount Cable Assembly, 26AWG, 10.0m	213.57	205.03	196.48	CALL

TRG626-T6T-M



M8 3 and 4 Pole Receptacles, Front and Rear Mounting Style with 0.3m Leads

L-com offers M8 receptacles for your enclosure and panel mounting needs. These receptacles can be used to connect cables in sensor, actuator or any other application that requires an M8 interface. They are IP67 rated to ensure protection against liquids and particulate. Flying leads make it very easy to terminate in any way you see fit for your application. Threaded or locked mates make the connectors secure from accidental disconnect and vibration.

REC-M83FF-LEADS	M8 3 Pole Female Receptacle, Front Mounting Style with 0.3m Leads	32.36	31.07	29.77	CALL
REC-M83FR-LEADS	M8 3 Pole Female Receptacle, Rear Mounting Style with 0.3m Leads	22.93	22.01	21.10	CALL
REC-M83MR-LEADS	M8 3 Pole Male Receptacle, Rear Mounting Style with 0.3m Leads	17.55	16.85	16.15	CALL

REC-M84FF-LEADS	M8 4 Pole Female Receptacle, Front Mounting Style with 0.3m Leads	33.00	31.68	30.36	CALL
REC-M84FR-LEADS	M8 4 Pole Female Receptacle, Rear Mounting Style with 0.3m Leads	19.55	18.77	17.99	CALL
REC-M84MR-LEADS	M8 4 Pole Male Receptacle, Rear Mounting Style with 0.3m Leads	15.36	14.75	14.13	CALL



REC-M83FF-LEADS



TRG881-C4G-M

TRG881-P4B-M

TRG883-C4G-M

TRG883-P4B-M

TRG882-C6G-M

TRG882-P6B-M

TRG884-C6G-M

TRG884-P6B-M

TRG317-C4Y

TRG324-C4Y

Item #	Description	Length	1-9	10-24	25-99	100+
--------	-------------	--------	-----	-------	-------	------

M12 Premium 8 Position A-code Sensor, Actuator or Fieldbus Cables for Straight Wire Applications

L-com stocks 8 Position A-coded M12 cable assemblies for use in sensor, actuator or Fieldbus applications. The single keyway A-code M12 connectors are IP67 rated when mated and are excellent for lock-down applications. All cables have moisture and sunlight resistant jackets. PUR versions have additional chemical and industrial resistances while PVC versions have a high +105°C temp range. All assemblies have UL recognized jackets and a VW-1 flame rating. Available in shielded or unshielded, with male to male or male to female ends.

TRG881-C4G-05M	M12 8 Position A-code Industrial Outdoor Cable, PVC Jacket, Male/Male, Gray	.05m	23.82	22.87	21.91	CALL
TRG881-C4G-1M	M12 8 Position A-code Industrial Outdoor Cable, PVC Jacket, Male/Male, Gray	1.0m	24.89	23.89	22.90	CALL
TRG881-C4G-2M	M12 8 Position A-code Industrial Outdoor Cable, PVC Jacket, Male/Male, Gray	2.0m	27.04	25.96	24.88	CALL
TRG881-C4G-3M	M12 8 Position A-code Industrial Outdoor Cable, PVC Jacket, Male/Male, Gray	3.0m	29.18	28.01	26.85	CALL
TRG881-C4G-5M	M12 8 Position A-code Industrial Outdoor Cable, PVC Jacket, Male/Male, Gray	5.0m	33.39	32.05	30.72	CALL
TRG881-C4G-10M	M12 8 Position A-code Industrial Outdoor Cable, PVC Jacket, Male/Male, Gray	10.0m	44.18	42.41	40.65	CALL

TRG881-P4B-05M	M12 8 Position A-code Industrial Outdoor Cable, PUR Jacket, Male/Male, Black	.05m	25.61	24.59	23.56	CALL
TRG881-P4B-1M	M12 8 Position A-code Industrial Outdoor Cable, PUR Jacket, Male/Male, Black	1.0m	27.32	26.23	25.13	CALL
TRG881-P4B-2M	M12 8 Position A-code Industrial Outdoor Cable, PUR Jacket, Male/Male, Black	2.0m	30.68	29.45	28.23	CALL
TRG881-P4B-3M	M12 8 Position A-code Industrial Outdoor Cable, PUR Jacket, Male/Male, Black	3.0m	34.04	32.68	31.32	CALL
TRG881-P4B-5M	M12 8 Position A-code Industrial Outdoor Cable, PUR Jacket, Male/Male, Black	5.0m	40.71	39.08	37.45	CALL
TRG881-P4B-10M	M12 8 Position A-code Industrial Outdoor Cable, PUR Jacket, Male/Male, Black	10.0m	57.86	55.55	53.23	CALL

TRG883-C4G-05M	M12 8 Position A-code Industrial Outdoor Cable, PVC Jacket, Male/Female, Gray	.05m	24.79	23.80	22.81	CALL
TRG883-C4G-1M	M12 8 Position A-code Industrial Outdoor Cable, PVC Jacket, Male/Female, Gray	1.0m	25.82	24.79	23.75	CALL
TRG883-C4G-2M	M12 8 Position A-code Industrial Outdoor Cable, PVC Jacket, Male/Female, Gray	2.0m	27.96	26.84	25.72	CALL
TRG883-C4G-3M	M12 8 Position A-code Industrial Outdoor Cable, PVC Jacket, Male/Female, Gray	3.0m	30.11	28.91	27.70	CALL
TRG883-C4G-5M	M12 8 Position A-code Industrial Outdoor Cable, PVC Jacket, Male/Female, Gray	5.0m	34.36	32.99	31.61	CALL
TRG883-C4G-10M	M12 8 Position A-code Industrial Outdoor Cable, PVC Jacket, Male/Female, Gray	10.0m	45.11	43.31	41.50	CALL

TRG883-P4B-05M	M12 8 Position A-code Industrial Outdoor Cable, PUR Jacket, Male/Female, Black	.05m	25.61	24.59	23.56	CALL
TRG883-P4B-1M	M12 8 Position A-code Industrial Outdoor Cable, PUR Jacket, Male/Female, Black	1.0m	27.32	26.23	25.13	CALL
TRG883-P4B-2M	M12 8 Position A-code Industrial Outdoor Cable, PUR Jacket, Male/Female, Black	2.0m	30.68	29.45	28.23	CALL
TRG883-P4B-3M	M12 8 Position A-code Industrial Outdoor Cable, PUR Jacket, Male/Female, Black	3.0m	34.04	32.68	31.32	CALL
TRG883-P4B-5M	M12 8 Position A-code Industrial Outdoor Cable, PUR Jacket, Male/Female, Black	5.0m	40.71	39.08	37.45	CALL
TRG883-P4B-10M	M12 8 Position A-code Industrial Outdoor Cable, PUR Jacket, Male/Female, Black	10.0m	57.86	55.55	53.23	CALL

TRG882-C6G-05M	M12 8 Position A-code Shielded Industrial Outdoor Cable, PVC Jacket, Male/Male, Gray	.05m	32.90	31.58	30.27	CALL
TRG882-C6G-1M	M12 8 Position A-code Shielded Industrial Outdoor Cable, PVC Jacket, Male/Male, Gray	1.0m	33.77	32.42	31.07	CALL
TRG882-C6G-2M	M12 8 Position A-code Shielded Industrial Outdoor Cable, PVC Jacket, Male/Male, Gray	2.0m	35.50	34.08	32.66	CALL
TRG882-C6G-3M	M12 8 Position A-code Shielded Industrial Outdoor Cable, PVC Jacket, Male/Male, Gray	3.0m	37.30	35.81	34.32	CALL
TRG882-C6G-5M	M12 8 Position A-code Shielded Industrial Outdoor Cable, PVC Jacket, Male/Male, Gray	5.0m	40.77	39.14	37.51	CALL
TRG882-C6G-10M	M12 8 Position A-code Shielded Industrial Outdoor Cable, PVC Jacket, Male/Male, Gray	10.0m	49.57	47.59	45.60	CALL

TRG882-P6B-05M	M12 8 Position A-code Shielded Industrial Outdoor Cable, PUR Jacket, Male/Male, Black	.05m	33.73	32.38	31.03	CALL
TRG882-P6B-1M	M12 8 Position A-code Shielded Industrial Outdoor Cable, PUR Jacket, Male/Male, Black	1.0m	35.23	33.82	32.41	CALL
TRG882-P6B-2M	M12 8 Position A-code Shielded Industrial Outdoor Cable, PUR Jacket, Male/Male, Black	2.0m	38.17	36.64	35.12	CALL
TRG882-P6B-3M	M12 8 Position A-code Shielded Industrial Outdoor Cable, PUR Jacket, Male/Male, Black	3.0m	41.13	39.48	37.84	CALL
TRG882-P6B-5M	M12 8 Position A-code Shielded Industrial Outdoor Cable, PUR Jacket, Male/Male, Black	5.0m	46.97	45.09	43.21	CALL
TRG882-P6B-10M	M12 8 Position A-code Shielded Industrial Outdoor Cable, PUR Jacket, Male/Male, Black	10.0m	62.00	59.52	57.04	CALL

TRG884-C6G-05M	M12 8 Position A-code Shielded Industrial Outdoor Cable, PVC Jacket, Male/Female, Gray	.05m	33.13	31.80	30.48	CALL
TRG884-C6G-1M	M12 8 Position A-code Shielded Industrial Outdoor Cable, PVC Jacket, Male/Female, Gray	1.0m	34.00	32.64	31.28	CALL
TRG884-C6G-2M	M12 8 Position A-code Shielded Industrial Outdoor Cable, PVC Jacket, Male/Female, Gray	2.0m	35.73	34.30	32.87	CALL
TRG884-C6G-3M	M12 8 Position A-code Shielded Industrial Outdoor Cable, PVC Jacket, Male/Female, Gray	3.0m	37.53	36.03	34.53	CALL
TRG884-C6G-5M	M12 8 Position A-code Shielded Industrial Outdoor Cable, PVC Jacket, Male/Female, Gray	5.0m	40.97	39.33	37.69	CALL
TRG884-C6G-10M	M12 8 Position A-code Shielded Industrial Outdoor Cable, PVC Jacket, Male/Female, Gray	10.0m	49.80	47.81	45.82	CALL

TRG884-P6B-05M	M12 8 Position A-code Shielded Industrial Outdoor Cable, PUR Jacket, Male/Female, Black	.05m	33.97	32.61	31.25	CALL
TRG884-P6B-1M	M12 8 Position A-code Shielded Industrial Outdoor Cable, PUR Jacket, Male/Female, Black	1.0m	35.43	34.01	32.60	CALL
TRG884-P6B-2M	M12 8 Position A-code Shielded Industrial Outdoor Cable, PUR Jacket, Male/Female, Black	2.0m	38.40	36.86	35.33	CALL
TRG884-P6B-3M	M12 8 Position A-code Shielded Industrial Outdoor Cable, PUR Jacket, Male/Female, Black	3.0m	41.37	39.72	38.06	CALL
TRG884-P6B-5M	M12 8 Position A-code Shielded Industrial Outdoor Cable, PUR Jacket, Male/Female, Black	5.0m	47.20	45.31	43.42	CALL
TRG884-P6B-10M	M12 8 Position A-code Shielded Industrial Outdoor Cable, PUR Jacket, Male/Female, Black	10.0m	62.20	59.71	57.22	CALL

M8 3 and 4 Pole IP67 Rated Cable Assemblies

L-com offers Brad® Nano-Change® M8 assemblies. Built with IEC Compliant M8 connectors, these rugged, space-saving cables are ideal for use with miniature sensors and actuators in industrial control applications. Nano-Change® connectors are designed to withstand harsh-industrial and weather environments. They also feature an anti-vibration feature to prevent loosening under high vibration applications.

TRG317-C4Y-1M	M8 Cable 3 Pole IP68 rated Male to Female 24AWG PVC, Yellow	1.0m	33.05	31.73	30.41	CALL
TRG317-C4Y-2M	M8 Cable 3 Pole IP68 rated Male to Female 24AWG PVC, Yellow	2.0m	27.83	26.72	25.60	CALL
TRG317-C4Y-5M	M8 Cable 3 Pole IP68 rated Male to Female 24AWG PVC, Yellow	5.0m	45.02	43.22	41.42	CALL
TRG324-C4Y-1M	M8 Cable 3 Pole IP68 rated Male to Pigtail 24AWG PVC, Yellow	1.0m	17.73	17.02	16.31	CALL
TRG324-C4Y-2M	M8 Cable 3 Pole IP68 rated Male to Pigtail 24AWG PVC, Yellow	2.0m	25.11	24.11	23.10	CALL
TRG324-C4Y-5M	M8 Cable 3 Pole IP68 rated Male to Pigtail 24AWG PVC, Yellow	5.0m	33.99	32.63	31.27	CALL
TRG325-C4Y-1M	M8 Cable 3 Pole IP68 rated Female to Pigtail 24AWG PVC, Yellow	1.0m	17.73	17.02	16.31	CALL
TRG325-C4Y-2M	M8 Cable 3 Pole IP68 rated Female to Pigtail 24AWG PVC, Yellow	2.0m	25.11	24.11	23.10	CALL
TRG325-C4Y-5M	M8 Cable 3 Pole IP68 rated Female to Pigtail 24AWG PVC, Yellow	5.0m	26.71	25.64	24.57	CALL
TRG417-C4Y-1M	M8 Cable 4 Pole IP68 rated Male to Female 24AWG PVC, Yellow	1.0m	44.17	42.40	40.64	CALL
TRG417-C4Y-2M	M8 Cable 4 Pole IP68 rated Male to Female 24AWG PVC, Yellow	2.0m	43.91	42.15	40.40	CALL
TRG417-C4Y-5M	M8 Cable 4 Pole IP68 rated Male to Female 24AWG PVC, Yellow	5.0m	42.24	40.55	38.86	CALL
TRG424-C4Y-1M	M8 Cable 4 Pole IP68 rated Male to Pigtail 24AWG PVC, Yellow	1.0m	25.94	24.90	23.86	CALL
TRG424-C4Y-2M	M8 Cable 4 Pole IP68 rated Male to Pigtail 24AWG PVC, Yellow	2.0m	29.82	28.63	27.43	CALL
TRG424-C4Y-5M	M8 Cable 4 Pole IP68 rated Male to Pigtail 24AWG PVC, Yellow	5.0m	33.13	31.80	30.48	CALL
TRG425-C4Y-1M	M8 Cable 4 Pole IP68 rated Female to Pigtail 24AWG PVC, Yellow	1.0m	20.75	19.92	19.09	CALL
TRG425-C4Y-2M	M8 Cable 4 Pole IP68 rated Female to Pigtail 24AWG PVC, Yellow	2.0m	29.82	28.63	27.43	CALL
TRG425-C4Y-5M	M8 Cable 4 Pole IP68 rated Female to Pigtail 24AWG PVC, Yellow	5.0m	41.42	39.76	38.11	CALL

Item #	Description	1-9	10-24	25-99	100+
--------	-------------	-----	-------	-------	------

M12 D-Coded 4 Position Panel, PCB and Solder Style Connectors

L-com offers a line of D-Coded 4 Position M12 connectors for enclosure, panel and PCB applications. These quality constructed connectors provide years of trouble free use in the most trying applications. These M12 connectors are offered in both male and female versions and are rated to IP68.

CON-M124PM	M12 4 Position Male Panel Mount Connector	14.15	13.87	13.58	CALL
CON-M124PF	M12 4 Position Female Panel Mount Connector	13.43	13.16	12.89	CALL

M12 D-Coded PCB Mount Connectors

CON-M124PCBF	M12 4 Position Female PCB Mount Connector	12.22	11.98	11.73	CALL
--------------	---	-------	-------	-------	------

M12 D-Coded Solder Style Connectors

CON-M124SLDF	M12 4 Position Female Solder Style Connector	12.44	12.19	11.94	CALL
--------------	--	-------	-------	-------	------

M12 4 Position D-Coded Coupler-Gender Changer Shielded for Ethernet Applications

M124DFFS	M12 4 Position D-Coded Shielded Female/Female Coupler-Gender Changer	65.91	63.27	60.64	CALL
----------	--	-------	-------	-------	------

M12 Field Termination Connectors for Ethernet Applications

M12FT4DMS	M12 4 Position D-Coded Male Shielded Field Termination Connector	60.52	58.10	55.68	CALL
M12FT4DFS	M12 4 Position D-Coded Female Shielded Field Termination Connector	68.26	65.53	62.80	CALL
M12FT8XMS	M12 8 Position X-Coded Male Shielded Field Termination Connector	80.06	76.86	73.66	CALL

M12 8 Position X-Coded Solder Receptacles for 10gig Ethernet Applications

REC-M128XFR	Panel Mount M12 8 Position X-Coded Female Rear Mount Connector	46.58	44.72	42.85	CALL
REC-M128XFF	Panel Mount M12 8 Position X-Coded Female Front Mount Connector	46.58	44.72	42.85	CALL

M12 D and X-Coded Mold Connectors for Ethernet Applications

M124DM-MLD	M12 4 Position D-Coded Male Connector	7.51	7.36	7.06	CALL
M124DF-MLD	M12 4 Position D-Coded Female Connector	8.22	8.06	7.73	CALL
M128XM-MLD	M12 8 Position X-Coded Male Connector	41.42	40.59	38.93	CALL
M128XF-MLD	M12 8 Position X-Coded Male Connector	41.95	41.11	39.43	CALL

M8 Field Termination Connectors for Straight Wire Applications

M8FT3F	M8 3 Position Female Field Termination Connector	22.78	22.10	21.41	CALL
M8FT3M	M8 3 Position Male Field Termination Connector	21.68	21.03	20.38	CALL
M8FT4F	M8 4 Position Female Field Termination Connector	25.54	24.77	24.01	CALL
M8FT4M	M8 4 Position Male Field Termination Connector	24.50	23.77	23.03	CALL

M12 A-Code Field Termination Connectors for Straight Wire Applications

M12FT4AF	M12 4 Position A-Code Female Field Termination Connector, 23-20AWG	23.21	22.51	21.82	CALL
M12FT4AF90	M12 4 Position A-Code Female Right Angle Field Termination Connector, 23-20AWG	30.05	29.15	28.25	CALL
M12FT4AF-L	M12 4 Position A-Code Female Field Termination Connector, 20-17AWG	25.85	25.07	24.30	CALL
M12FT4AFS	M12 4 Position A-Code Shielded Female Field Termination Connector, 26-22AWG	69.30	67.22	65.14	CALL
M12FT4AM	M12 4 Position A-Code Male Field Termination Connector, 23-20AWG	22.51	21.83	21.16	CALL
M12FT4AM90	M12 4 Position A-Code Male Right Angle Field Termination Connector, 23-20AWG	28.14	27.30	26.45	CALL
M12FT4AM-L	M12 4 Position A-Code Male Field Termination Connector, 20-17AWG	25.12	24.37	23.61	CALL
M12FT4AMS	M12 4 Position A-Code Shielded Male Field Termination Connector, 26-22AWG	65.60	63.63	61.66	CALL
M12FT5AF	M12 5 Position A-Code Female Field Termination Connector, 22-20AWG	61.24	59.40	57.57	CALL
M12FT5AM	M12 5 Position A-Code Male Field Termination Connector, 22-20AWG	55.05	53.40	51.75	CALL
M12FT8AF	M12 8 Position A-Code Female Field Termination Connector, 24-20AWG	48.25	46.80	45.35	CALL
M12FT8AF90	M12 8 Position A-Code Female Right Angle Field Termination Connector, 24-20AWG	49.75	48.26	46.77	CALL
M12FT8AFS	Shielded M12 8 Position A-Code Female Field Termination Connector, 24-20AWG	63.99	62.07	60.15	CALL
M12FT8AF90S	Shielded M12 8 Position A-Code Female Right Angle Field Termination Connector, 24-20AWG	65.49	63.53	61.56	CALL
M12FT8AM	M12 8 Position A-Code Male Field Termination Connector, 24-20AWG	48.25	46.80	45.35	CALL
M12FT8AM90	M12 8 Position A-Code Male Right Angle Field Termination Connector, 24-20AWG	49.75	48.26	46.77	CALL
M12FT8AMS	Shielded M12 8 Position A-Code Male Field Termination Connector, 24-20AWG	56.40	54.71	53.02	CALL
M12FT8AM90S	Shielded M12 8 Position A-Code Male Right Angle Field Termination Connector, 24-20AWG	57.90	56.16	54.43	CALL

M12 A-Code Mold Connectors for Straight Wire Applications

M128AF-MLD	M12 8 Position A-Coded Female Connector	9.30	9.11	8.74	CALL
M128AM-MLD	M12 8 Position A-Coded Male Connector	9.22	9.04	8.67	CALL

M12 and M8 Adapters for Straight Wire Applications

ADPT-M124A-MF	M12 4 Position A-Code Male to Female Adapter	33.49	32.49	31.48	CALL
ADPT-M124AM-M84F	M12 4 Position A-Code Male to M8 4 Position Female Adapter	26.89	26.08	25.28	CALL
ADPT-M125A-MF	M12 5 Position A-Code Male to Female Adapter	37.45	36.33	35.20	CALL
ADPT-M84M-M124AF	M8 4 Position Male to M12 4 Position A-Code Female Adapter	26.89	26.08	25.28	CALL
M128AMFS	Shielded M12 8 Pin A-code Male to Female Adapter, Panel Mountable	45.00	43.20	41.40	CALL

M12 A-Coded Receptacles with Leads for Straight Wire Applications

REC-M124AFR-L	M12 4 Position A-Code Female Receptacle Rear Mounting Style with 0.2m Leads	19.56	18.97	18.39	CALL
REC-M124AMR-L	M12 4 Position A-Code Male Receptacle Rear Mounting Style with 0.2m Leads	19.56	18.97	18.39	CALL
REC-M124AFL	M12 4 Position A-Code Female Receptacle Front Mounting Style with 0.2m Leads	32.31	31.34	30.37	CALL
REC-M124AMFL	M12 4 Position A-Code Male Receptacle Front Mounting Style with 0.2m Leads	29.70	28.81	27.92	CALL

M12 and M8 T-Couplers for Straight Wire Applications

TC-M125AM-2M124AF	M12 5 Position A-Code Male to 2x M12 4 Position A-Code Female T Coupler	32.41	31.44	30.47	CALL
TC-M125AM-2M125AF	M12 5 Position A-Code Male to 2x M12 5 Position A-Code Female T Coupler	32.93	31.94	30.95	CALL
TC-M128AM-2M128AF	M12 8 Pin A-Code Male to 2x M12 8 Pin A-Code Female T Coupler	71.50	69.36	67.21	CALL
TC-M128AM-2M128AF-S	Shielded M12 8 Pin A-Code Male to 2x M12 8 Pin A-Code Female T Coupler	86.64	84.04	81.44	CALL
TC-M124AM-2M83F	M12 4 Position A-Code Male to 2x M8 3 Position Female T Coupler	34.57	33.53	32.50	CALL

Item #	Description	List Price
--------	-------------	------------

M12 and M8 Torque Wrenches

M12-TW	M12 Torque Wrench preset to 0.6Nm	203.65
M8-TW	M8 Torque Wrench preset to 0.4Nm	200.53





TRD824HFO-BLK



TRD824HFO-TEL



TRD695AHFP-BLK



TRD695AHF



TRD695AZHF-BLK

Item #	Description	Length	1-9	10-24	25-99	100+
--------	-------------	--------	-----	-------	-------	------

Double Shielded Category 5e Outdoor High Flex PoE Industrial Ethernet Cables

Designed for industrial or outdoor environments where ordinary patch cables fail, these exclusive ultra-flexible Category 5E patch cords from L-com are built to take a beating and still deliver the best in network performance and PoE power. These cables utilize an outdoor rated FR-TPE (Flame-Retardant Thermoplastic Elastomer) jacket that is resistant to industrial Oils, UV, cut and weld spatter damage while maintaining a UL CMX flame rating. The cables are flex tested to 10 million cycles without performance loss. Double shielded construction along with shielded RJ45 connectors remove EM/RFI interference as a concern for your installations. These special cables are 600V rated and can be run with power cables without worrying about voltage jumps. In addition, they are PoE (Power over Ethernet 802.3af/at) compliant to 80m (262ft) so your application can get full PoE power delivery even at a distance.

TRD824HFO-BLK-1	Double Shielded Category 5e Outdoor High Flex PoE Industrial Ethernet Cable, RJ45, Black	1.0ft (0.3m)	28.40	26.70	24.99	CALL
TRD824HFO-BLK-3	Double Shielded Category 5e Outdoor High Flex PoE Industrial Ethernet Cable, RJ45, Black	3.0ft (0.9m)	33.36	31.36	29.36	CALL
TRD824HFO-BLK-5	Double Shielded Category 5e Outdoor High Flex PoE Industrial Ethernet Cable, RJ45, Black	5.0ft (1.5m)	38.32	36.02	33.72	CALL
TRD824HFO-BLK-10	Double Shielded Category 5e Outdoor High Flex PoE Industrial Ethernet Cable, RJ45, Black	10.0ft (3.0m)	50.72	47.68	44.63	CALL
TRD824HFO-BLK-15	Double Shielded Category 5e Outdoor High Flex PoE Industrial Ethernet Cable, RJ45, Black	15.0ft (4.6m)	56.36	52.98	49.60	CALL
TRD824HFO-BLK-25	Double Shielded Category 5e Outdoor High Flex PoE Industrial Ethernet Cable, RJ45, Black	25.0ft (7.6m)	78.50	73.79	69.08	CALL
TRD824HFO-BLK-50	Double Shielded Category 5e Outdoor High Flex PoE Industrial Ethernet Cable, RJ45, Black	50.0ft (15.2m)	133.86	125.83	117.80	CALL
TRD824HFO-BLK-75	Double Shielded Category 5e Outdoor High Flex PoE Industrial Ethernet Cable, RJ45, Black	75.0ft (22.9m)	189.21	177.86	166.50	CALL
TRD824HFO-BLK-100	Double Shielded Category 5e Outdoor High Flex PoE Industrial Ethernet Cable, RJ45, Black	100.0ft (30.4m)	244.57	229.90	215.22	CALL
TRD824HFO-BLK-150	Double Shielded Category 5e Outdoor High Flex PoE Industrial Ethernet Cable, RJ45, Black	150.0ft (45.7m)	331.60	311.70	291.81	CALL
TRD824HFO-BLK-200	Double Shielded Category 5e Outdoor High Flex PoE Industrial Ethernet Cable, RJ45, Black	200.0ft (60.9m)	434.93	408.83	382.74	CALL
TRD824HFO-BLK-250	Double Shielded Category 5e Outdoor High Flex PoE Industrial Ethernet Cable, RJ45, Black	250.0ft (76.2m)	538.27	505.97	473.68	CALL

TRD824HFO-TEL-1	Double Shielded Category 5e Outdoor High Flex PoE Industrial Ethernet Cable, RJ45, Teal	1.0ft (0.3m)	28.40	26.70	24.99	CALL
TRD824HFO-TEL-3	Double Shielded Category 5e Outdoor High Flex PoE Industrial Ethernet Cable, RJ45, Teal	3.0ft (0.9m)	33.36	31.36	29.36	CALL
TRD824HFO-TEL-5	Double Shielded Category 5e Outdoor High Flex PoE Industrial Ethernet Cable, RJ45, Teal	5.0ft (1.5m)	38.32	36.02	33.72	CALL
TRD824HFO-TEL-10	Double Shielded Category 5e Outdoor High Flex PoE Industrial Ethernet Cable, RJ45, Teal	10.0ft (3.0m)	50.72	47.68	44.63	CALL
TRD824HFO-TEL-15	Double Shielded Category 5e Outdoor High Flex PoE Industrial Ethernet Cable, RJ45, Teal	15.0ft (4.6m)	56.36	52.98	49.60	CALL
TRD824HFO-TEL-25	Double Shielded Category 5e Outdoor High Flex PoE Industrial Ethernet Cable, RJ45, Teal	25.0ft (7.6m)	78.50	73.79	69.08	CALL
TRD824HFO-TEL-50	Double Shielded Category 5e Outdoor High Flex PoE Industrial Ethernet Cable, RJ45, Teal	50.0ft (15.2m)	133.86	125.83	117.80	CALL
TRD824HFO-TEL-75	Double Shielded Category 5e Outdoor High Flex PoE Industrial Ethernet Cable, RJ45, Teal	75.0ft (22.9m)	189.21	177.86	166.50	CALL
TRD824HFO-TEL-100	Double Shielded Category 5e Outdoor High Flex PoE Industrial Ethernet Cable, RJ45, Teal	100.0ft (30.4m)	244.57	229.90	215.22	CALL
TRD824HFO-TEL-150	Double Shielded Category 5e Outdoor High Flex PoE Industrial Ethernet Cable, RJ45, Teal	150.0ft (45.7m)	331.60	311.70	291.81	CALL
TRD824HFO-TEL-200	Double Shielded Category 5e Outdoor High Flex PoE Industrial Ethernet Cable, RJ45, Teal	200.0ft (60.9m)	434.93	408.83	382.74	CALL
TRD824HFO-TEL-250	Double Shielded Category 5e Outdoor High Flex PoE Industrial Ethernet Cable, RJ45, Teal	250.0ft (76.2m)	538.27	505.97	473.68	CALL

Category 6a Double Shielded High-Flex, Continuous Motion Assemblies

Designed for industrial or outdoor environments where ordinary patch cables fail, this exclusive ultra-flexible Category 6a patch cord series from L-com are built to take a beating. Double shielding along with L-com's shielded RJ45 connectors remove EM/RFI interference as a concern for your installation. Available in with a outdoor PUR jacket, an outdoor, industrial FR-TPE jacket or an industrial zero-halogen FR-PUR jacket.

Economy Cat6a Outdoor High Flex

TRD695AHFP-BLK-1	Economy Cat6a Double Shielded Outdoor High Flex Ethernet Cable PUR Jacket, Black	1.0ft (0.3m)	21.43	20.57	19.72	CALL
TRD695AHFP-BLK-2	Economy Cat6a Double Shielded Outdoor High Flex Ethernet Cable PUR Jacket, Black	2.0ft (0.6m)	24.39	23.41	22.44	CALL
TRD695AHFP-BLK-3	Economy Cat6a Double Shielded Outdoor High Flex Ethernet Cable PUR Jacket, Black	3.0ft (0.9m)	27.35	26.26	25.16	CALL
TRD695AHFP-BLK-5	Economy Cat6a Double Shielded Outdoor High Flex Ethernet Cable PUR Jacket, Black	5.0ft (1.5m)	33.26	31.93	30.60	CALL
TRD695AHFP-BLK-10	Economy Cat6a Double Shielded Outdoor High Flex Ethernet Cable PUR Jacket, Black	10.0ft (3.0m)	48.04	46.12	44.20	CALL
TRD695AHFP-BLK-15	Economy Cat6a Double Shielded Outdoor High Flex Ethernet Cable PUR Jacket, Black	15.0ft (4.6m)	62.83	60.32	57.80	CALL
TRD695AHFP-BLK-25	Economy Cat6a Double Shielded Outdoor High Flex Ethernet Cable PUR Jacket, Black	25.0ft (7.6m)	92.39	88.69	85.00	CALL
TRD695AHFP-BLK-50	Economy Cat6a Double Shielded Outdoor High Flex Ethernet Cable PUR Jacket, Black	50.0ft (15.2m)	153.00	146.88	140.76	CALL
TRD695AHFP-BLK-75	Economy Cat6a Double Shielded Outdoor High Flex Ethernet Cable PUR Jacket, Black	75.0ft (22.9m)	221.00	212.16	203.32	CALL
TRD695AHFP-BLK-100	Economy Cat6a Double Shielded Outdoor High Flex Ethernet Cable PUR Jacket, Black	100.0ft (30.4m)	289.00	277.44	265.88	CALL
TRD695AHFP-BLK-125	Economy Cat6a Double Shielded Outdoor High Flex Ethernet Cable PUR Jacket, Black	125.0ft (38.1m)	357.00	342.72	328.44	CALL
TRD695AHFP-BLK-150	Economy Cat6a Double Shielded Outdoor High Flex Ethernet Cable PUR Jacket, Black	150.0ft (45.7m)	425.00	408.00	391.00	CALL

Premium Cat6a Industrial Outdoor High Flex

TRD695AHF-1	Premium Cat6a Double Shielded Outdoor Industrial High Flex Ethernet Cable, FR-TPE CMX Jacket, Teal	1.0ft (0.3m)	31.05	29.81	28.57	CALL
TRD695AHF-2	Premium Cat6a Double Shielded Outdoor Industrial High Flex Ethernet Cable, FR-TPE CMX Jacket, Teal	2.0ft (0.6m)	34.21	32.84	31.47	CALL
TRD695AHF-3	Premium Cat6a Double Shielded Outdoor Industrial High Flex Ethernet Cable, FR-TPE CMX Jacket, Teal	3.0ft (0.9m)	37.36	35.87	34.37	CALL
TRD695AHF-5	Premium Cat6a Double Shielded Outdoor Industrial High Flex Ethernet Cable, FR-TPE CMX Jacket, Teal	5.0ft (1.5m)	43.68	41.93	40.19	CALL
TRD695AHF-10	Premium Cat6a Double Shielded Outdoor Industrial High Flex Ethernet Cable, FR-TPE CMX Jacket, Teal	10.0ft (3.0m)	60.86	58.43	55.99	CALL
TRD695AHF-15	Premium Cat6a Double Shielded Outdoor Industrial High Flex Ethernet Cable, FR-TPE CMX Jacket, Teal	15.0ft (4.6m)	78.68	75.53	72.39	CALL
TRD695AHF-25	Premium Cat6a Double Shielded Outdoor Industrial High Flex Ethernet Cable, FR-TPE CMX Jacket, Teal	25.0ft (7.6m)	106.32	102.07	97.81	CALL
TRD695AHF-50	Premium Cat6a Double Shielded Outdoor Industrial High Flex Ethernet Cable, FR-TPE CMX Jacket, Teal	50.0ft (15.2m)	193.41	185.67	177.94	CALL
TRD695AHF-75	Premium Cat6a Double Shielded Outdoor Industrial High Flex Ethernet Cable, FR-TPE CMX Jacket, Teal	75.0ft (22.9m)	264.64	254.05	243.47	CALL
TRD695AHF-100	Premium Cat6a Double Shielded Outdoor Industrial High Flex Ethernet Cable, FR-TPE CMX Jacket, Teal	100.0ft (30.4m)	346.59	332.73	318.86	CALL
TRD695AHF-125	Premium Cat6a Double Shielded Outdoor Industrial High Flex Ethernet Cable, FR-TPE CMX Jacket, Teal	125.0ft (38.1m)	422.45	405.55	388.65	CALL
TRD695AHF-150	Premium Cat6a Double Shielded Outdoor Industrial High Flex Ethernet Cable, FR-TPE CMX Jacket, Teal	150.0ft (45.7m)	501.36	481.31	461.25	CALL

Premium Cat6a Zero Halogen Industrial High Flex

TRD695AZHF-BLK-1	Premium Cat6a Double Shielded Zero Halogen Industrial High Flex Cable ZHFR-PUR CMX Jacket, Black	1.0ft (0.3m)	34.16	32.79	31.43	CALL
TRD695AZHF-BLK-2	Premium Cat6a Double Shielded Zero Halogen Industrial High Flex Cable ZHFR-PUR CMX Jacket, Black	2.0ft (0.6m)	37.63	36.12	34.62	CALL
TRD695AZHF-BLK-3	Premium Cat6a Double Shielded Zero Halogen Industrial High Flex Cable ZHFR-PUR CMX Jacket, Black	3.0ft (0.9m)	41.10	39.46	37.81	CALL
TRD695AZHF-BLK-5	Premium Cat6a Double Shielded Zero Halogen Industrial High Flex Cable ZHFR-PUR CMX Jacket, Black	5.0ft (1.5m)	48.05	46.13	44.21	CALL
TRD695AZHF-BLK-10	Premium Cat6a Double Shielded Zero Halogen Industrial High Flex Cable ZHFR-PUR CMX Jacket, Black	10.0ft (3.0m)	66.95	64.27	61.59	CALL
TRD695AZHF-BLK-15	Premium Cat6a Double Shielded Zero Halogen Industrial High Flex Cable ZHFR-PUR CMX Jacket, Black	15.0ft (4.6m)	86.55	83.09	79.63	CALL
TRD695AZHF-BLK-25	Premium Cat6a Double Shielded Zero Halogen Industrial High Flex Cable ZHFR-PUR CMX Jacket, Black	25.0ft (7.6m)	116.95	112.27	107.59	CALL
TRD695AZHF-BLK-50	Premium Cat6a Double Shielded Zero Halogen Industrial High Flex Cable ZHFR-PUR CMX Jacket, Black	50.0ft (15.2m)	212.75	204.24	195.73	CALL
TRD695AZHF-BLK-75	Premium Cat6a Double Shielded Zero Halogen Industrial High Flex Cable ZHFR-PUR CMX Jacket, Black	75.0ft (22.9m)	291.10	279.46	267.81	CALL
TRD695AZHF-BLK-100	Premium Cat6a Double Shielded Zero Halogen Industrial High Flex Cable ZHFR-PUR CMX Jacket, Black	100.0ft (30.4m)	381.25	366.00	350.75	CALL
TRD695AZHF-BLK-125	Premium Cat6a Double Shielded Zero Halogen Industrial High Flex Cable ZHFR-PUR CMX Jacket, Black	125.0ft (38.1m)	464.70	446.11	427.52	CALL
TRD695AZHF-BLK-150	Premium Cat6a Double Shielded Zero Halogen Industrial High Flex Cable ZHFR-PUR CMX Jacket, Black	150.0ft (45.7m)	551.50	529.44	507.38	CALL


Item #	Description	1-9	10-24	25-99	100+
--------	-------------	-----	-------	-------	------

High Temperature and Aerospace Ethernet Assemblies, Category 5e and Category 6a

L-com's new High Temperature and Aerospace Ethernet assemblies are here for your aerospace and aerospace-lite applications. Ideal for use in-flight systems, cabin management, backbone avionics, ground vehicle trunks, high temp testing and general military use. These cables are built with special FEP jacketed cable that is rated for -55° to +150°C. All cables are double shielded with 100% foil and an 85% braid and are highly flexible and easy to install as well as light weight and durable. They comply with all RoHS directives and pass FAR, Airbus and Boeing Smoke & Toxicity Requirements. Contact us today with your custom applications.

Category 5e Double Shielded Aerospace FEP Cable Assemblies

TRA5261-1F	Category 5e Double Shielded Aerospace FEP Blue +150°C, RJ45/RJ45, 1.0ft (0.3m)	35.19	33.08	30.97	CALL
TRA5261-2F	Category 5e Double Shielded Aerospace FEP Blue +150°C, RJ45/RJ45, 2.0ft (0.6m)	50.55	47.52	44.48	CALL
TRA5261-3F	Category 5e Double Shielded Aerospace FEP Blue +150°C, RJ45/RJ45, 3.0ft (0.9m)	65.90	61.95	57.99	CALL
TRA5261-5F	Category 5e Double Shielded Aerospace FEP Blue +150°C, RJ45/RJ45, 5.0ft (1.5m)	96.61	90.81	85.02	CALL
TRA5261-10F	Category 5e Double Shielded Aerospace FEP Blue +150°C, RJ45/RJ45, 10.0ft (3.0m)	173.39	162.99	152.58	CALL
TRA5261-15F	Category 5e Double Shielded Aerospace FEP Blue +150°C, RJ45/RJ45, 15.0ft (4.6m)	250.16	235.15	220.14	CALL
TRA5261-25F	Category 5e Double Shielded Aerospace FEP Blue +150°C, RJ45/RJ45, 25.0ft (7.6m)	391.09	367.62	344.16	CALL
TRA5261-50F	Category 5e Double Shielded Aerospace FEP Blue +150°C, RJ45/RJ45, 50.0ft (15.2m)	762.97	717.19	671.41	CALL
TRA5261-75F	Category 5e Double Shielded Aerospace FEP Blue +150°C, RJ45/RJ45, 75.0ft (22.9m)	1134.84	1066.75	998.66	CALL
TRA5261-100F	Category 5e Double Shielded Aerospace FEP Blue +150°C, RJ45/RJ45, 100.0ft (30.4m)	1418.09	1333.00	1247.92	CALL
TRA5261-125F	Category 5e Double Shielded Aerospace FEP Blue +150°C, RJ45/RJ45, 125.0ft (38.1m)	1768.09	1662.00	1555.92	CALL
TRA5261-150F	Category 5e Double Shielded Aerospace FEP Blue +150°C, RJ45/RJ45, 150.0ft (45.7m)	2118.09	1991.00	1863.92	CALL
TRA5261-175F	Category 5e Double Shielded Aerospace FEP Blue +150°C, RJ45/RJ45, 175.0ft (53.3m)	2468.09	2320.00	2171.92	CALL
TRA5261-200F	Category 5e Double Shielded Aerospace FEP Blue +150°C, RJ45/RJ45, 200.0ft (60.9m)	2818.09	2649.00	2479.92	CALL



Category 5e Double Shielded Slim Aerospace FEP Cable Assemblies

TRA5261S-1F	Category 5e Double Shielded Slim Aerospace FEP Blue +150°C, RJ45/RJ45, 1.0ft (0.3m)	38.19	35.90	33.61	CALL
TRA5261S-2F	Category 5e Double Shielded Slim Aerospace FEP Blue +150°C, RJ45/RJ45, 2.0ft (0.6m)	54.84	51.55	48.26	CALL
TRA5261S-3F	Category 5e Double Shielded Slim Aerospace FEP Blue +150°C, RJ45/RJ45, 3.0ft (0.9m)	71.51	67.22	62.93	CALL
TRA5261S-5F	Category 5e Double Shielded Slim Aerospace FEP Blue +150°C, RJ45/RJ45, 5.0ft (1.5m)	104.82	98.53	92.24	CALL
TRA5261S-10F	Category 5e Double Shielded Slim Aerospace FEP Blue +150°C, RJ45/RJ45, 10.0ft (3.0m)	188.13	176.84	165.55	CALL
TRA5261S-15F	Category 5e Double Shielded Slim Aerospace FEP Blue +150°C, RJ45/RJ45, 15.0ft (4.6m)	271.43	255.14	238.86	CALL
TRA5261S-25F	Category 5e Double Shielded Slim Aerospace FEP Blue +150°C, RJ45/RJ45, 25.0ft (7.6m)	404.33	380.07	355.81	CALL
TRA5261S-50F	Category 5e Double Shielded Slim Aerospace FEP Blue +150°C, RJ45/RJ45, 50.0ft (15.2m)	788.79	741.46	694.14	CALL
TRA5261S-75F	Category 5e Double Shielded Slim Aerospace FEP Blue +150°C, RJ45/RJ45, 75.0ft (22.9m)	1173.25	1102.86	1032.46	CALL
TRA5261S-100F	Category 5e Double Shielded Slim Aerospace FEP Blue +150°C, RJ45/RJ45, 100.0ft (30.4m)	1428.10	1342.41	1256.73	CALL
TRA5261S-125F	Category 5e Double Shielded Slim Aerospace FEP Blue +150°C, RJ45/RJ45, 125.0ft (38.1m)	1779.93	1673.13	1566.34	CALL
TRA5261S-150F	Category 5e Double Shielded Slim Aerospace FEP Blue +150°C, RJ45/RJ45, 150.0ft (45.7m)	2131.56	2003.67	1875.77	CALL
TRA5261S-175F	Category 5e Double Shielded Slim Aerospace FEP Blue +150°C, RJ45/RJ45, 175.0ft (53.3m)	2483.28	2334.28	2185.29	CALL
TRA5261S-200F	Category 5e Double Shielded Slim Aerospace FEP Blue +150°C, RJ45/RJ45, 200.0ft (60.9m)	2835.00	2664.90	2494.80	CALL

Category 6a Double Shielded Aerospace FEP Cable Assemblies

TRA6261-1F	Category 6a Double Shielded Aerospace FEP Blue +150°C, RJ45/RJ45, 1.0ft (0.3m)	39.25	36.89	34.54	CALL
TRA6261-2F	Category 6a Double Shielded Aerospace FEP Blue +150°C, RJ45/RJ45, 2.0ft (0.6m)	56.25	52.88	49.50	CALL
TRA6261-3F	Category 6a Double Shielded Aerospace FEP Blue +150°C, RJ45/RJ45, 3.0ft (0.9m)	73.25	68.85	64.46	CALL
TRA6261-5F	Category 6a Double Shielded Aerospace FEP Blue +150°C, RJ45/RJ45, 5.0ft (1.5m)	107.25	100.81	94.38	CALL
TRA6261-10F	Category 6a Double Shielded Aerospace FEP Blue +150°C, RJ45/RJ45, 10.0ft (3.0m)	192.25	180.72	169.18	CALL
TRA6261-15F	Category 6a Double Shielded Aerospace FEP Blue +150°C, RJ45/RJ45, 15.0ft (4.6m)	277.25	260.62	243.98	CALL
TRA6261-25F	Category 6a Double Shielded Aerospace FEP Blue +150°C, RJ45/RJ45, 25.0ft (7.6m)	417.43	392.38	367.34	CALL
TRA6261-50F	Category 6a Double Shielded Aerospace FEP Blue +150°C, RJ45/RJ45, 50.0ft (15.2m)	814.10	765.25	716.41	CALL
TRA6261-75F	Category 6a Double Shielded Aerospace FEP Blue +150°C, RJ45/RJ45, 75.0ft (22.9m)	1210.77	1138.12	1065.48	CALL
TRA6261-100F	Category 6a Double Shielded Aerospace FEP Blue +150°C, RJ45/RJ45, 100.0ft (30.4m)	1461.30	1373.62	1285.94	CALL
TRA6261-125F	Category 6a Double Shielded Aerospace FEP Blue +150°C, RJ45/RJ45, 125.0ft (38.1m)	1821.91	1712.60	1603.28	CALL
TRA6261-150F	Category 6a Double Shielded Aerospace FEP Blue +150°C, RJ45/RJ45, 150.0ft (45.7m)	2182.52	2051.57	1920.62	CALL

Comparing Industrial/Outdoor Category Rated Bulk Cables

Item #	Rating	AWG	Jacket Material	Jacket Color	UTP	Foil Shield	Double Shield	Hi-Flex	UV Res.	Oil Res.	Halogen Free	Nominal Cable Diameter	OD of Conductor Insulation	Special Notes	List Price (1K Ft Spool)
TOAC2004	C5e	24SLD	PE	BLK	X				X			.246"/6.2mm	.039"/.99mm	Gel-Filled, Aerial Lashed	376.52
TOBC2004	C5e	24SLD	PE	BLK	X				X			.380"/9.7mm	.039"/.99mm	Gel-Filled, Armored, Direct Burial	798.06
TOBC5-25-BLK	C5e	24SLD	PE	BLK	X				X			.52"/13.2mm	.038"/.97mm	25 Pair, Flooded, Direct Burial	1560.00
CASNFA-REEL	C5e	24SLD	PE	BLK	X				X			.240"/6.1mm	.040"/1.0mm	Flooded, Direct Burial	345.50
CA-5EF4-R1K	C5e	24SLD	PE	BLK	X				X			.240"/6.1mm	.040"/1.0mm	Flooded	140.48
TC5700	C5e	24STR	PUR	BLK	X			X	X			.228"/5.8mm	.039"/.99mm		746.87
TC5750	C5e	24STR	TPE	BLK	X			X	X	X		.277"/5.8mm	.039"/.99mm	CMX Flame Rating	766.87
TOFC5-BLK	C5e	24SLD	PE	BLK		X			X			.248"/6.3mm	.038"/.97mm	CMX Flame Rating, Direct Burial, Cell Tower	237.78
TOFDLC5-BLK	C5e	24SLD	PE	BLK		X			X		X	.252"/6.4mm	.036"/.91mm	CMX Flame Rating, Direct Burial	229.72
TFCPUR5730	C5e	26STR	PUR	BLK			X		X	X		.220"/5.6mm	.039"/.99mm		1203.34
TFCHF2004	C5e	26STR	PUR	TEAL			X	X	X	X		.248"/6.3mm	.040"/1.01mm	CMG Flame Rating	3728.86
TFCL52005	C5e	26STR	PUR	TEAL			X	X	X	X		.244"/6.2mm	.037"/.94mm	CMX Flame Rating	1904.86
TFC5734	C5e	26STR	TPE	BLK			X		X	X		.237"/6.1mm	.039"/.99mm	CMX Flame Rating	879.70
TFDL5025	C5e	24STR	TPE	TEAL			X	X	X	X		.265"/6.7mm	.047"/1.19mm	2 pair, CMX Flame Rating, 600V	915.02
TFDL5083	C5e	26STR	TPE	BLK			X	X	X	X		.244"/6.2mm	.037"/.94mm	CMX Flame Rating	1439.49
TFDL5088	C5e	26STR	TPE	TEAL			X	X	X	X		.244"/6.2mm	.037"/.94mm	CMX Flame Rating	1471.15
TFDL5089	C5e	24STR	TPE	BLK			X	X	X	X		.290"/7.4mm	.046"/1.2mm	CMX Flame Rating, 600V	1432.77
TFDL5090	C5e	24STR	TPE	TEAL			X	X	X	X		.290"/7.4mm	.046"/1.2mm	CMX Flame Rating, 600V	1224.51
TOAC2005	C6	24SLD	PE	BLK	X				X			.246"/6.2mm	.039"/.99mm	Gel-Filled, Aerial Lashed	580.99
TOC35911	C6	23SLD	PE	BLK	X				X			.260"/6.6mm	.040"/1.0mm	Gel-Filled	379.95
TOFC6-BLK	C6	23SLD	PE	BLK		X			X			.311"/7.9mm	.047"/1.19mm	CMX Flame Rating, Direct Burial, Cell Tower	287.98
TOC6A-BLK	C6a	23SLD	PE	BLK	X				X			.299"/7.6mm	.040"/1.02mm	CMX Flame Rating	333.80
TOFC6A-BLK	C6a	23SLD	PE	BLK		X			X			.335"/8.5mm	.046"/1.18mm	CMX Flame Rating, Direct Burial, Cell Tower	347.33
TFDL5026	C6a	26STR	TPE	TEAL			X	X	X	X		.275"/7.0mm	.036"/.91mm	CMX Flame Rating	1466.03



TRD877HF

- EXTREME HIGH-FLEX SHIELDED CATEGORY 5e**
- 4 pair 26 AWG stranded
 - Braid + foil shield
 - Zero Halogen jacket
 - Tested to 10 million flex cycles



TRD855HFX

- HIGH-FLEX SHIELDED CATEGORY 5e**
- 4 pair 26 AWG stranded
 - Oil resistant jacket
 - Tested to 2.5 million flex cycles
 - Braid shielding



TRD855HF0



TRD855HFB-M

Item #	Description	Length	1-9	10-24	25-99	100+
--------	-------------	--------	-----	-------	-------	------

Extreme High-Flex Oil Resistant Category 5e Patch Cords

This series features 26 AWG stranded conductors and a braid and foil shield. The outer jacket is low-friction halogen-free PUR. This cable has been tested to 10 million flex cycles.

TRD877HF-1	Shielded Cat5e Extreme High-Flex Patch Cord, RJ45/RJ45, Teal	1.0ft (0.3m)	47.91	45.99	44.08	CALL
TRD877HF-2	Shielded Cat5e Extreme High-Flex Patch Cord, RJ45/RJ45, Teal	2.0ft (0.6m)	52.32	50.23	48.13	CALL
TRD877HF-3	Shielded Cat5e Extreme High-Flex Patch Cord, RJ45/RJ45, Teal	3.0ft (0.9m)	56.83	54.56	52.28	CALL
TRD877HF-5	Shielded Cat5e Extreme High-Flex Patch Cord, RJ45/RJ45, Teal	5.0ft (1.5m)	65.75	63.12	60.49	CALL
TRD877HF-7	Shielded Cat5e Extreme High-Flex Patch Cord, RJ45/RJ45, Teal	7.0ft (2.1m)	74.67	71.68	68.70	CALL
TRD877HF-10	Shielded Cat5e Extreme High-Flex Patch Cord, RJ45/RJ45, Teal	10.0ft (3.0m)	87.98	84.46	80.94	CALL
TRD877HF-15	Shielded Cat5e Extreme High-Flex Patch Cord, RJ45/RJ45, Teal	15.0ft (4.6m)	110.32	105.91	101.49	CALL
TRD877HF-25	Shielded Cat5e Extreme High-Flex Patch Cord, RJ45/RJ45, Teal	25.0ft (7.6m)	154.91	148.71	142.52	CALL
TRD877HF-30	Shielded Cat5e Extreme High-Flex Patch Cord, RJ45/RJ45, Teal	30.0ft (9.1m)	177.14	170.05	162.97	CALL
TRD877HF-50	Shielded Cat5e Extreme High-Flex Patch Cord, RJ45/RJ45, Teal	50.0ft (15.2m)	266.31	255.66	245.01	CALL
TRD877HF-75	Shielded Cat5e Extreme High-Flex Patch Cord, RJ45/RJ45, Teal	75.0ft (22.9m)	377.82	362.71	347.59	CALL
TRD877HF-100	Shielded Cat5e Extreme High-Flex Patch Cord, RJ45/RJ45, Teal	100.0ft (30.4m)	489.22	469.65	450.08	CALL

High-Flex Oil Resistant Category 5e Patch Cords

This series features 26 AWG stranded conductors and a braided shield. The outer jacket is low-friction halogen-free PUR that is perfect for cable track applications.

TRD855HFX-1	Shielded Cat5e High-Flex Patch Cord, RJ45/RJ45, Teal	1.0ft (0.3m)	48.15	46.22	44.30	CALL
TRD855HFX-2	Shielded Cat5e High-Flex Patch Cord, RJ45/RJ45, Teal	2.0ft (0.6m)	52.32	50.23	48.13	CALL
TRD855HFX-3	Shielded Cat5e High-Flex Patch Cord, RJ45/RJ45, Teal	3.0ft (0.9m)	55.92	53.68	51.45	CALL
TRD855HFX-5	Shielded Cat5e High-Flex Patch Cord, RJ45/RJ45, Teal	5.0ft (1.5m)	64.80	62.21	59.62	CALL
TRD855HFX-7	Shielded Cat5e High-Flex Patch Cord, RJ45/RJ45, Teal	7.0ft (2.1m)	72.41	69.51	66.62	CALL
TRD855HFX-10	Shielded Cat5e High-Flex Patch Cord, RJ45/RJ45, Teal	10.0ft (3.0m)	85.59	82.17	78.74	CALL
TRD855HFX-15	Shielded Cat5e High-Flex Patch Cord, RJ45/RJ45, Teal	15.0ft (4.6m)	104.38	100.20	96.03	CALL
TRD855HFX-20	Shielded Cat5e High-Flex Patch Cord, RJ45/RJ45, Teal	20.0ft (6.0m)	125.99	120.95	115.91	CALL
TRD855HFX-25	Shielded Cat5e High-Flex Patch Cord, RJ45/RJ45, Teal	25.0ft (7.6m)	155.04	148.84	142.64	CALL
TRD855HFX-30	Shielded Cat5e High-Flex Patch Cord, RJ45/RJ45, Teal	30.0ft (9.1m)	176.83	169.76	162.68	CALL
TRD855HFX-40	Shielded Cat5e High-Flex Patch Cord, RJ45/RJ45, Teal	40.0ft (13.2m)	219.30	210.53	201.76	CALL
TRD855HFX-50	Shielded Cat5e High-Flex Patch Cord, RJ45/RJ45, Teal	50.0ft (15.2m)	266.57	255.91	245.24	CALL
TRD855HFX-60	Shielded Cat5e High-Flex Patch Cord, RJ45/RJ45, Teal	60.0ft (18.0m)	290.15	278.54	266.94	CALL
TRD855HFX-75	Shielded Cat5e High-Flex Patch Cord, RJ45/RJ45, Teal	75.0ft (22.9m)	373.93	358.97	344.02	CALL
TRD855HFX-80	Shielded Cat5e High-Flex Patch Cord, RJ45/RJ45, Teal	80.0ft (24.3m)	398.61	382.67	366.72	CALL
TRD855HFX-90	Shielded Cat5e High-Flex Patch Cord, RJ45/RJ45, Teal	90.0ft (27.4m)	380.06	364.86	349.66	CALL
TRD855HFX-100	Shielded Cat5e High-Flex Patch Cord, RJ45/RJ45, Teal	100.0ft (30.4m)	486.62	467.16	447.69	CALL
TRD855HFX-200	Shielded Cat5e High-Flex Patch Cord, RJ45/RJ45, Teal	200.0ft (60.9m)	915.11	878.51	841.90	CALL
TRD855HFX-250	Shielded Cat5e High-Flex Patch Cord, RJ45/RJ45, Teal	250.0ft (76.2m)	984.70	945.31	905.92	CALL
TRD855HFX-300	Shielded Cat5e High-Flex Patch Cord, RJ45/RJ45, Teal	300.0ft (91.4m)	1369.89	1315.09	1260.30	CALL

Category 5e and 6a RJ45 Outdoor Continuous Flex Oil Resistant Shielded Industrial Ethernet Patch Cords

Designed for industrial or outdoor environments where ordinary patch cables fail, these exclusive ultra flexible Cat5e and 6a patch cord series from L-com is built to take a beating. These cables utilize an outdoor rated FR-TPE (Flame-Retardant Thermoplastic Elastomer) jacket that is resistant to industrial oils and UV damage while maintaining a CMX flame rating. Double shielding along with L-com's shielded RJ45 connectors remove EMI/RFI interference as a concern for your installation. The cable is EIA568 color-coded for compatibility with standard installations.

TRD855HF0-1	Cat5e Outdoor High-Flex Shielded Ethernet Cable, RJ45/RJ45, Black	1.0ft (0.3m)	44.47	42.69	40.91	CALL
TRD855HF0-2	Cat5e Outdoor High-Flex Shielded Ethernet Cable, RJ45/RJ45, Black	2.0ft (0.6m)	46.98	45.10	43.22	CALL
TRD855HF0-3	Cat5e Outdoor High-Flex Shielded Ethernet Cable, RJ45/RJ45, Black	3.0ft (0.9m)	48.48	46.54	44.60	CALL
TRD855HF0-5	Cat5e Outdoor High-Flex Shielded Ethernet Cable, RJ45/RJ45, Black	5.0ft (1.5m)	62.31	59.82	57.33	CALL
TRD855HF0-10	Cat5e Outdoor High-Flex Shielded Ethernet Cable, RJ45/RJ45, Black	7.0ft (2.1m)	84.53	81.15	77.77	CALL
TRD855HF0-25	Cat5e Outdoor High-Flex Shielded Ethernet Cable, RJ45/RJ45, Black	10.0ft (3.0m)	152.63	146.52	140.42	CALL
TRD855HF0-30	Cat5e Outdoor High-Flex Shielded Ethernet Cable, RJ45/RJ45, Black	30.0ft (9.1m)	173.70	166.75	159.80	CALL
TRD855HF0-40	Cat5e Outdoor High-Flex Shielded Ethernet Cable, RJ45/RJ45, Black	40.0ft (13.2m)	206.23	197.98	189.73	CALL
TRD855HF0-50	Cat5e Outdoor High-Flex Shielded Ethernet Cable, RJ45/RJ45, Black	50.0ft (15.2m)	262.87	252.36	241.84	CALL
TRD855HF0-60	Cat5e Outdoor High-Flex Shielded Ethernet Cable, RJ45/RJ45, Black	60.0ft (18.0m)	307.49	295.19	282.89	CALL
TRD855HF0-75	Cat5e Outdoor High-Flex Shielded Ethernet Cable, RJ45/RJ45, Black	75.0ft (22.9m)	353.61	339.47	325.32	CALL
TRD855HF0-100	Cat5e Outdoor High-Flex Shielded Ethernet Cable, RJ45/RJ45, Black	100.0ft (30.4m)	481.11	461.87	442.62	CALL

Category 5e Braid Shielded High-Flex, Continuous Motion Patch Cords

L-com's affordable braid shielded High-Flex cables are designed for continuous motion applications where ordinary patch cables fail. They are rated for 10 million flex cycles at 8x the cable diameter and come with a tinned copper braid to protect from EMI and RFI interference. They are highly flexible and ideal for continuous motion, factory automation and robotics applications.

TRD855HFB-05M	Cat5e Braid Shielded High-Flex Ethernet Cable, RJ45/RJ45, Dark Blue	0.5m	19.96	18.36	16.77	CALL
TRD855HFB-1M	Cat5e Braid Shielded High-Flex Ethernet Cable, RJ45/RJ45, Dark Blue	1.0m	30.43	28.00	25.56	CALL
TRD855HFB-2M	Cat5e Braid Shielded High-Flex Ethernet Cable, RJ45/RJ45, Dark Blue	2.0m	51.27	47.17	43.07	CALL
TRD855HFB-3M	Cat5e Braid Shielded High-Flex Ethernet Cable, RJ45/RJ45, Dark Blue	3.0m	72.11	66.34	60.57	CALL
TRD855HFB-4M	Cat5e Braid Shielded High-Flex Ethernet Cable, RJ45/RJ45, Dark Blue	4.0m	93.00	85.56	78.12	CALL
TRD855HFB-5M	Cat5e Braid Shielded High-Flex Ethernet Cable, RJ45/RJ45, Dark Blue	5.0m	113.95	104.83	95.72	CALL
TRD855HFB-10M	Cat5e Braid Shielded High-Flex Ethernet Cable, RJ45/RJ45, Dark Blue	10.0m	218.51	201.03	183.55	CALL

Item #	Description	1-9	10-24	25-99	100+
--------	-------------	-----	-------	-------	------

Category 6a M12 8 Position X Code Double Shielded Industrial Cables, M12 M/GigE

L-com's premium family of M12 cables now includes X-coded assemblies rated for 10Gig speeds. These assemblies are here for your roughest and most demanding applications. Built with High-Flex, outdoor CMX rated, double shielded, FR-TPE cable and using IP67 M12 connectors, these assemblies are as robust as they come. They are designed to exceed category standards to ensure network throughput even in harsh industrial or weather environments. Off the shelf connector options include X coded, 8 position male and female M12s plus standard RJ45s and even GigE machine vision RJ45 connectors. X-code cables are rated for Category 6a.

TRG615-T6T-1M	Double Shielded Cat6a Industrial/Outdoor High-Flex M12 8 Position X-Coded Male/GigE, 1.0m	66.14	63.49	60.85	CALL
TRG615-T6T-2M	Double Shielded Cat6a Industrial/Outdoor High-Flex M12 8 Position X-Coded Male/GigE, 2.0m	79.81	76.62	73.43	CALL
TRG615-T6T-3M	Double Shielded Cat6a Industrial/Outdoor High-Flex M12 8 Position X-Coded Male/GigE, 3.0m	92.10	88.42	84.73	CALL
TRG615-T6T-5M	Double Shielded Cat6a Industrial/Outdoor High-Flex M12 8 Position X-Coded Male/GigE, 5.0m	120.20	115.39	110.58	CALL
TRG615-T6T-10M	Double Shielded Cat6a Industrial/Outdoor High-Flex M12 8 Position X-Coded Male/GigE, 10.0m	186.36	178.91	171.45	CALL

Braid Shielded Category 5e GigE Vision Assemblies

L-com's braid shielded RJ45 GigE Vision assemblies are highly flexible and rated for 10 million flex cycles at 8x the cable diameter. Built with Vision standard GigE connectors, these are ideal for Vision applications.

TRG515-P6D-1M	Category 5e GigE S/UTP High-Flex Ethernet Assembly, GigE/RJ45, 1.0m	22.65	21.97	21.29	CALL
TRG515-P6D-2M	Category 5e GigE S/UTP High-Flex Ethernet Assembly, GigE/RJ45, 2.0m	36.55	35.45	34.36	CALL
TRG515-P6D-3M	Category 5e GigE S/UTP High-Flex Ethernet Assembly, GigE/RJ45, 3.0m	50.41	48.90	47.39	CALL
TRG515-P6D-4M	Category 5e GigE S/UTP High-Flex Ethernet Assembly, GigE/RJ45, 4.0m	64.40	62.47	60.54	CALL
TRG515-P6D-5M	Category 5e GigE S/UTP High-Flex Ethernet Assembly, GigE/RJ45, 5.0m	78.47	76.12	73.76	CALL
TRG515-P6D-10M	Category 5e GigE S/UTP High-Flex Ethernet Assembly, GigE/RJ45, 10.0m	148.52	144.06	139.61	CALL

TRG516-P6D-1M	Category 5e GigE S/UTP High-Flex Ethernet Assembly, GigE/GigE, 1.0m	24.77	24.03	23.28	CALL
TRG516-P6D-2M	Category 5e GigE S/UTP High-Flex Ethernet Assembly, GigE/GigE, 2.0m	38.74	37.58	36.42	CALL
TRG516-P6D-3M	Category 5e GigE S/UTP High-Flex Ethernet Assembly, GigE/GigE, 3.0m	52.66	51.08	49.50	CALL
TRG516-P6D-4M	Category 5e GigE S/UTP High-Flex Ethernet Assembly, GigE/GigE, 4.0m	66.66	64.66	62.66	CALL
TRG516-P6D-5M	Category 5e GigE S/UTP High-Flex Ethernet Assembly, GigE/GigE, 5.0m	80.73	78.31	75.89	CALL
TRG516-P6D-10M	Category 5e GigE S/UTP High-Flex Ethernet Assembly, GigE/GigE, 10.0m	150.57	146.05	141.54	CALL

Double Shielded Category 5e and 6a GigE Vision Assemblies

L-com offers RJ45 GigE Vision connectors using Category 5e or 6a Ethernet. The GigE connectors are built to the Vision standard and are perfect for machine vision camera and PoE applications. The screw mount hardware is beneficial in many applications where standard RJ45 connectors can become dislodged due to jostling, vibration, ect. These assemblies are built with L-com's outdoor, industrial, high-flex cable and are excellent for industrial, heavy duty and outdoor applications.

TRG513-T4S-1M	Double Shielded Cat5e Industrial/Armored High-Flex GigE/GigE, 1.0m	42.15	40.89	39.62	CALL
TRG513-T4S-2M	Double Shielded Cat5e Industrial/Armored High-Flex GigE/GigE, 2.0m	64.71	62.77	60.83	CALL
TRG513-T4S-3M	Double Shielded Cat5e Industrial/Armored High-Flex GigE/GigE, 3.0m	84.13	81.61	79.08	CALL
TRG513-T4S-5M	Double Shielded Cat5e Industrial/Armored High-Flex GigE/GigE, 5.0m	127.48	123.66	119.83	CALL
TRG513-T4S-10M	Double Shielded Cat5e Industrial/Armored High-Flex GigE/GigE, 10.0m	223.90	217.18	210.47	CALL

TRG513-T6T-1M	Double Shielded Cat5e Industrial/Outdoor High-Flex GigE/GigE, 1.0m	23.17	22.47	21.78	CALL
TRG513-T6T-2M	Double Shielded Cat5e Industrial/Outdoor High-Flex GigE/GigE, 2.0m	37.71	36.58	35.45	CALL
TRG513-T6T-3M	Double Shielded Cat5e Industrial/Outdoor High-Flex GigE/GigE, 3.0m	44.65	43.31	41.97	CALL
TRG513-T6T-5M	Double Shielded Cat5e Industrial/Outdoor High-Flex GigE/GigE, 5.0m	61.33	59.49	57.65	CALL
TRG513-T6T-10M	Double Shielded Cat5e Industrial/Outdoor High-Flex GigE/GigE, 10.0m	116.14	112.66	109.17	CALL

TRG514-T6T-1M	Double Shielded Cat5e Industrial/Outdoor High-Flex RJ45/GigE, 1.0m	21.50	20.86	20.21	CALL
TRG514-T6T-2M	Double Shielded Cat5e Industrial/Outdoor High-Flex RJ45/GigE, 2.0m	33.84	32.82	31.81	CALL
TRG514-T6T-3M	Double Shielded Cat5e Industrial/Outdoor High-Flex RJ45/GigE, 3.0m	45.74	44.37	43.00	CALL
TRG514-T6T-5M	Double Shielded Cat5e Industrial/Outdoor High-Flex RJ45/GigE, 5.0m	65.74	63.77	61.80	CALL
TRG514-T6T-10M	Double Shielded Cat5e Industrial/Outdoor High-Flex RJ45/GigE, 10.0m	127.15	123.34	119.52	CALL


TRG616-T6T-1M	Double Shielded Cat6a Industrial/Outdoor High-Flex GigE/GigE, 1.0m	25.65	24.88	24.11	CALL
TRG616-T6T-2M	Double Shielded Cat6a Industrial/Outdoor High-Flex GigE/GigE, 2.0m	40.66	39.44	38.22	CALL
TRG616-T6T-3M	Double Shielded Cat6a Industrial/Outdoor High-Flex GigE/GigE, 3.0m	52.68	51.10	49.52	CALL
TRG616-T6T-5M	Double Shielded Cat6a Industrial/Outdoor High-Flex GigE/GigE, 5.0m	71.75	69.60	67.44	CALL
TRG616-T6T-10M	Double Shielded Cat6a Industrial/Outdoor High-Flex GigE/GigE, 10.0m	144.25	139.92	135.59	CALL


TRG617-T6T-1M	Double Shielded Cat6a Industrial/Outdoor High-Flex RJ45/GigE, 1.0m	23.74	23.03	22.32	CALL
TRG617-T6T-2M	Double Shielded Cat6a Industrial/Outdoor High-Flex RJ45/GigE, 2.0m	38.90	37.73	36.57	CALL
TRG617-T6T-3M	Double Shielded Cat6a Industrial/Outdoor High-Flex RJ45/GigE, 3.0m	54.02	52.40	50.78	CALL
TRG617-T6T-5M	Double Shielded Cat6a Industrial/Outdoor High-Flex RJ45/GigE, 5.0m	73.13	70.94	68.74	CALL
TRG617-T6T-10M	Double Shielded Cat6a Industrial/Outdoor High-Flex RJ45/GigE, 10.0m	142.66	138.38	134.10	CALL

Category 7 Metal RJ45 Outdoor Industrial Zero Halogen GigE Capable Cable Assemblies



L-com's TRG795 Category 7 line of cables feature construction with an overall Braid shield around individually shielded twisted pairs (S/FTP) and feature a ruggedized die-cast metal RJ45 connector on each end. The Halogen-free TPU cable used in these assemblies is 10Gig Category 7 rated, is Oil and UV resistant and is quite suitable for industrial or outdoor environments in addition to having excellent flex characteristics. Furthermore, the metal RJ45 can be easily modified with optional supplied parts into a horizontal or vertical GigE RJ45 for Machine Vision applications. This Unified GigE bracket is easy to install and contains spacers for 2mm and 4mm making the plug compatible with either of the common Machine Vision standards. See the parts drawing online for additional details.

TRG795MZ-01	Category 7 S/FTP Die-Cast RJ45 Zero-Halogen TPU Jacket GigE Capable Assembly, Black, 1.0m	49.40	47.42	45.45	CALL
TRG795MZ-02	Category 7 S/FTP Die-Cast RJ45 Zero-Halogen TPU Jacket GigE Capable Assembly, Black, 2.0m	56.43	54.17	51.92	CALL
TRG795MZ-03	Category 7 S/FTP Die-Cast RJ45 Zero-Halogen TPU Jacket GigE Capable Assembly, Black, 3.0m	63.43	60.89	58.36	CALL
TRG795MZ-05	Category 7 S/FTP Die-Cast RJ45 Zero-Halogen TPU Jacket GigE Capable Assembly, Black, 5.0m	77.48	74.38	71.28	CALL
TRG795MZ-10	Category 7 S/FTP Die-Cast RJ45 Zero-Halogen TPU Jacket GigE Capable Assembly, Black, 10.0m	115.05	110.45	105.85	CALL





TRD855WTG

TRD855OD
TRD695ODTRD855ODS
TRD855ODSLZ

TRD695ODS



TRD695AOD



TRD695AODS

TRD815WP-M
TRD695WP-M

Item #	Description	1-9	10-24	25-99	100+
--------	-------------	-----	-------	-------	------

Outdoor Ethernet Assemblies

Protect Ethernet cable runs outside with L-com's Outdoor Category rated assemblies. All are built with UV and moisture protected jackets suitable for outdoor use. Available in shielded or unshielded and Category 5e, Category 6 or Category 6a, L-com has all options covered. One version is LSZH and some are suitable for direct burial. Contact L-com with your outdoor application requirements today.

TRD855WTG-5	Unshielded Outdoor Cat5e Cable Assembly 24AWG Solid w/Weather Tight Grommets, 5.0ft (1.5m)	56.15	52.78	49.41	CALL
TRD855WTG-10	Unshielded Outdoor Cat5e Cable Assembly 24AWG Solid w/Weather Tight Grommets, 10.0ft (3.0m)	65.38	61.46	57.53	CALL
TRD855WTG-25	Unshielded Outdoor Cat5e Cable Assembly 24AWG Solid w/Weather Tight Grommets, 25.0ft (7.6m)	83.22	78.23	73.23	CALL
TRD855WTG-50	Unshielded Outdoor Cat5e Cable Assembly 24AWG Solid w/Weather Tight Grommets, 50.0ft (15.2m)	108.60	102.08	95.57	CALL
TRD855WTG-100	Unshielded Outdoor Cat5e Cable Assembly 24AWG Solid w/Weather Tight Grommets, 100.0ft (30.5m)	156.55	147.16	137.76	CALL

TRD855OD-5	Unshielded Category 5e Outdoor Cable Assembly 24AWG Solid, 5.0ft (1.5m)	17.16	16.13	15.10	CALL
TRD855OD-10	Unshielded Category 5e Outdoor Cable Assembly 24AWG Solid, 10.0ft (3.0m)	21.80	20.49	19.18	CALL
TRD855OD-25	Unshielded Category 5e Outdoor Cable Assembly 24AWG Solid, 25.0ft (7.6m)	35.73	33.59	31.44	CALL
TRD855OD-50	Unshielded Category 5e Outdoor Cable Assembly 24AWG Solid, 50.0ft (15.2m)	58.93	55.39	51.86	CALL
TRD855OD-100	Unshielded Category 5e Outdoor Cable Assembly 24AWG Solid, 100.0ft (30.4m)	105.34	99.02	92.70	CALL

TRD855ODS-1	Shielded Outdoor Category 5e Cable Assembly 24AWG Solid, 1.0ft (0.3m)	15.06	14.16	13.25	CALL
TRD855ODS-3	Shielded Outdoor Category 5e Cable Assembly 24AWG Solid, 3.0ft (0.9m)	17.15	16.12	15.09	CALL
TRD855ODS-5	Shielded Outdoor Category 5e Cable Assembly 24AWG Solid, 5.0ft (1.5m)	19.22	18.07	16.91	CALL
TRD855ODS-10	Shielded Outdoor Category 5e Cable Assembly 24AWG Solid, 10.0ft (3.0m)	24.42	22.95	21.49	CALL
TRD855ODS-25	Shielded Outdoor Category 5e Cable Assembly 24AWG Solid, 25.0ft (7.6m)	40.02	37.62	35.22	CALL
TRD855ODS-50	Shielded Outdoor Category 5e Cable Assembly 24AWG Solid, 50.0ft (15.2m)	66.00	62.04	58.08	CALL
TRD855ODS-75	Shielded Outdoor Category 5e Cable Assembly 24AWG Solid, 75.0ft (22.9m)	92.00	86.48	80.96	CALL
TRD855ODS-100	Shielded Outdoor Category 5e Cable Assembly 24AWG Solid, 100.0ft (30.4m)	117.98	110.90	103.82	CALL

TRD855ODSLZ-1	Shielded Outdoor Cat5e LSZH Cable Assembly 24AWG Solid Direct Burial Capable, 1.0ft (0.3m)	16.57	15.58	14.58	CALL
TRD855ODSLZ-3	Shielded Outdoor Cat5e LSZH Cable Assembly 24AWG Solid Direct Burial Capable, 3.0ft (0.9m)	18.86	17.73	16.60	CALL
TRD855ODSLZ-5	Shielded Outdoor Cat5e LSZH Cable Assembly 24AWG Solid Direct Burial Capable, 5.0ft (1.5m)	32.25	30.31	28.38	CALL
TRD855ODSLZ-10	Shielded Outdoor Cat5e LSZH Cable Assembly 24AWG Solid Direct Burial Capable, 10.0ft (3.0m)	37.69	35.43	33.17	CALL
TRD855ODSLZ-25	Shielded Outdoor Cat5e LSZH Cable Assembly 24AWG Solid Direct Burial Capable, 25.0ft (7.6m)	54.89	51.60	48.30	CALL
TRD855ODSLZ-50	Shielded Outdoor Cat5e LSZH Cable Assembly 24AWG Solid Direct Burial Capable, 50.0ft (15.2m)	83.58	78.57	73.55	CALL
TRD855ODSLZ-75	Shielded Outdoor Cat5e LSZH Cable Assembly 24AWG Solid Direct Burial Capable, 75.0ft (22.9m)	101.20	95.13	89.06	CALL
TRD855ODSLZ-100	Shielded Outdoor Cat5e LSZH Cable Assembly 24AWG Solid Direct Burial Capable, 100.0ft (30.4m)	140.94	132.48	124.03	CALL

TRD695OD-5	Unshielded Category 6 Outdoor Cable Assembly 24AWG Solid, 5.0ft (1.5m)	20.98	19.72	18.46	CALL
TRD695OD-10	Unshielded Category 6 Outdoor Cable Assembly 24AWG Solid, 10.0ft (3.0m)	27.34	25.70	24.06	CALL
TRD695OD-25	Unshielded Category 6 Outdoor Cable Assembly 24AWG Solid, 25.0ft (7.6m)	46.41	43.63	40.84	CALL
TRD695OD-50	Unshielded Category 6 Outdoor Cable Assembly 24AWG Solid, 50.0ft (15.2m)	78.19	73.50	68.81	CALL
TRD695OD-100	Unshielded Category 6 Outdoor Cable Assembly 24AWG Solid, 100.0ft (30.4m)	141.75	133.25	124.74	CALL

TRD695ODS-1	Shielded Outdoor Category 6 Cable Assembly 23AWG Solid Direct Burial Capable, 1.0ft (0.3m)	24.73	23.25	21.76	CALL
TRD695ODS-3	Shielded Outdoor Category 6 Cable Assembly 23AWG Solid Direct Burial Capable, 3.0ft (0.9m)	26.14	24.57	23.00	CALL
TRD695ODS-5	Shielded Outdoor Category 6 Cable Assembly 23AWG Solid Direct Burial Capable, 5.0ft (1.5m)	27.55	25.90	24.24	CALL
TRD695ODS-10	Shielded Outdoor Category 6 Cable Assembly 23AWG Solid Direct Burial Capable, 10.0ft (3.0m)	31.07	29.21	27.34	CALL
TRD695ODS-25	Shielded Outdoor Category 6 Cable Assembly 23AWG Solid Direct Burial Capable, 25.0ft (7.6m)	43.86	41.23	38.60	CALL
TRD695ODS-50	Shielded Outdoor Category 6 Cable Assembly 23AWG Solid Direct Burial Capable, 50.0ft (15.2m)	73.89	69.46	65.02	CALL
TRD695ODS-75	Shielded Outdoor Category 6 Cable Assembly 23AWG Solid Direct Burial Capable, 75.0ft (22.9m)	103.92	97.68	91.45	CALL
TRD695ODS-100	Shielded Outdoor Category 6 Cable Assembly 23AWG Solid Direct Burial Capable, 100.0ft (30.4m)	133.95	125.91	117.88	CALL

TRD695AOD-1	Unshielded Outdoor Category 6a Cable Assembly 23AWG Solid, 1.0ft (0.3m)	24.77	23.28	21.80	CALL
TRD695AOD-3	Unshielded Outdoor Category 6a Cable Assembly 23AWG Solid, 3.0ft (0.9m)	27.15	25.52	23.89	CALL
TRD695AOD-5	Unshielded Outdoor Category 6a Cable Assembly 23AWG Solid, 5.0ft (1.5m)	39.20	36.85	34.50	CALL
TRD695AOD-10	Unshielded Outdoor Category 6a Cable Assembly 23AWG Solid, 10.0ft (3.0m)	35.47	33.34	31.21	CALL
TRD695AOD-25	Unshielded Outdoor Category 6a Cable Assembly 23AWG Solid, 25.0ft (7.6m)	53.30	50.10	46.90	CALL
TRD695AOD-50	Unshielded Outdoor Category 6a Cable Assembly 23AWG Solid, 50.0ft (15.2m)	83.02	78.04	73.06	CALL
TRD695AOD-75	Unshielded Outdoor Category 6a Cable Assembly 23AWG Solid, 75.0ft (22.9m)	112.73	105.97	99.20	CALL
TRD695AOD-100	Unshielded Outdoor Category 6a Cable Assembly 23AWG Solid, 100.0ft (30.4m)	145.01	136.31	127.61	CALL

TRD695AODS-1	Shielded Outdoor Category 6a Cable Assembly 23AWG Solid, 1.0ft (0.3m)	37.26	35.02	32.79	CALL
TRD695AODS-3	Shielded Outdoor Category 6a Cable Assembly 23AWG Solid, 3.0ft (0.9m)	39.44	37.07	34.71	CALL
TRD695AODS-5	Shielded Outdoor Category 6a Cable Assembly 23AWG Solid, 5.0ft (1.5m)	41.63	39.13	36.63	CALL
TRD695AODS-10	Shielded Outdoor Category 6a Cable Assembly 23AWG Solid, 10.0ft (3.0m)	47.10	44.27	41.45	CALL
TRD695AODS-25	Shielded Outdoor Category 6a Cable Assembly 23AWG Solid, 25.0ft (7.6m)	63.51	59.70	55.89	CALL
TRD695AODS-50	Shielded Outdoor Category 6a Cable Assembly 23AWG Solid, 50.0ft (15.2m)	90.87	85.42	79.97	CALL
TRD695AODS-75	Shielded Outdoor Category 6a Cable Assembly 23AWG Solid, 75.0ft (22.9m)	118.22	111.13	104.03	CALL
TRD695AODS-100	Shielded Outdoor Category 6a Cable Assembly 23AWG Solid, 100.0ft (30.4m)	142.45	133.90	125.36	CALL

Category 5e and 6 Dual Use Outdoor Rated Waterproof Assemblies

Dual use IP67 rated waterproof cables can be used with WPBH jacks (found on next page) for a watertight seal and also have an innovative design that allows mating with standard jacks as well. This eliminates the need to find specialized cables that are IP rated on one end and have a standard RJ45 on the other. These assemblies are foil shielded, come with a tethered dustproof cap and have a CMX burn rating.

TRD815WP-1M	Category 5e RJ45 IP67 Dual Use Outdoor Cable Assembly, 1.0m	20.79	19.13	17.46	CALL
TRD815WP-2M	Category 5e RJ45 IP67 Dual Use Outdoor Cable Assembly, 2.0m	24.18	22.25	20.31	CALL
TRD815WP-3M	Category 5e RJ45 IP67 Dual Use Outdoor Cable Assembly, 3.0m	27.57	25.36	23.16	CALL
TRD815WP-5M	Category 5e RJ45 IP67 Dual Use Outdoor Cable Assembly, 5.0m	34.34	31.59	28.85	CALL

TRD695WP-1M	Category 6 RJ45 IP67 Dual Use Outdoor Cable Assembly, 1.0m	23.92	22.01	20.09	CALL
TRD695WP-2M	Category 6 RJ45 IP67 Dual Use Outdoor Cable Assembly, 2.0m	27.57	25.36	23.16	CALL
TRD695WP-3M	Category 6 RJ45 IP67 Dual Use Outdoor Cable Assembly, 3.0m	31.21	28.71	26.22	CALL
TRD695WP-5M	Category 6 RJ45 IP67 Dual Use Outdoor Cable Assembly, 5.0m	38.51	35.43	32.35	CALL

Item #	Description	1-9	10-24	25-99	100+
--------	-------------	-----	-------	-------	------

Category Rated IP67 Bulkhead Shielded Panel Mount Couplers with Dust Cap

Bring waterproof protection to your network today with L-com's IP67 rated RJ45 bulkheads. Available in both Category 5e and Category 6, these couplers are available in RJ45 female to female or female to 110 punch down and are shielded for maximum EMI/RFI protection. These couplers are designed to keep things simple as they do not require special mating assemblies and are designed to be capped when not in use. As such, each coupler comes with a dust cap tethered by a lanyard. If you wish for a permanent IP67 rated seal, these couplers are compatible with the TRD815WP and TRD695WP assemblies found on the previous page. A coupling nut and o-ring along with a simple cut-out allow for mounting without additional hardware or tooling. The couplers are standard RJ45 jacks on both sides and the inner side has as little protrusion as possible allowing you have the maximum space to work with inside your panel or box. The punch down versions are also PoE+ compliant.

WPBHC5E	Shielded Cat5e IP67 RJ45 Bulkhead Panel Mount Feed-Through Coupler with Dust Cap	15.58	15.27	14.65	CALL
WPBHC5E110	Shielded Cat5e IP67 RJ45 to 110 Punch Bulkhead Panel Mount Coupler with Dust Cap & PoE+ Compliance	15.58	15.27	14.65	CALL
WPBHC6	Shielded Cat6 IP67 RJ45 Bulkhead Panel Mount Feed-Through Coupler with Dust Cap	17.67	17.32	16.61	CALL
WPBHC6110	Shielded Cat6 IP67 RJ45 to 110 Punch Bulkhead Panel Mount Coupler with Dust Cap & PoE+ Compliance	17.67	17.32	16.61	CALL



IP67 or IP68 Rated RJ45 Cable Glands

L-com offers a versatile solution for running RJ45 connections into enclosures and panels. The CG series feature EPDM rubber gaskets to keep moisture and dust out of your critical LAN connections. The glands are suitable for wired LAN applications or wireless WiFi installations. Available in unrated, Category 5e, Category 6 or Category 6a versions and an IP67 or IP68 rating when installed properly.

CG-CRJ	IP67 Unrated Unshielded RJ45 Feed-Through Cable Gland with Pigtail	13.60	13.33	13.06	CALL
CG-RJ	IP67 Unrated Unshielded RJ45 Feed-Through Cable Gland, One Way Style	12.54	12.29	12.04	CALL
CG-DRJ	IP67 Unrated Unshielded RJ45 Feed-Through Cable Gland, Two Way Style	16.51	16.18	15.85	CALL
CG-C5E-MF	IP68 Category 5e Shielded RJ45 Feed-Through Cable Gland with Pigtail	13.74	13.33	12.92	CALL
CG-C5E-FP	IP68 Category 5e Shielded RJ45 Feed-Through Cable Gland, One Way Style	11.62	11.27	10.92	CALL
CG-C5E-FF	IP68 Category 5e Shielded RJ45 Feed-Through Cable Gland, Two Way Style	12.68	12.30	11.92	CALL
CG-C6-MF	IP68 Category 6 Shielded RJ45 Feed-Through Cable Gland with Pigtail	17.99	17.45	16.91	CALL
CG-C6-FP	IP68 Category 6 Shielded RJ45 Feed-Through Cable Gland, One Way Style	18.88	18.31	17.75	CALL
CG-C6-FF	IP68 Category 6 Shielded RJ45 Feed-Through Cable Gland, Two Way Style	16.92	16.41	15.90	CALL
CG-C6A-MF	IP68 Category 6a Shielded RJ45 Feed-Through Cable Gland with Pigtail	22.22	21.55	20.89	CALL
CG-C6A-FP	IP68 Category 6a Shielded RJ45 Feed-Through Cable Gland, One Way Style	20.11	19.51	18.90	CALL
CG-C6A-FF	IP68 Category 6a Shielded RJ45 Feed-Through Cable Gland, Two Way Style	21.16	20.53	19.89	CALL



Ruggedized IP67 Rated RJ45 Ethernet Plug Kit

Installing Ethernet in harsh environments has never been easier. This IP67 rated plug housing is available for use with either shielded or non-shielded connections. A gasket seal keeps out unwanted contaminants and moisture. The optional flexible strain relief controls the bend radius of the cable. Call today to discuss your application with us.

WT6788D	Non-Shielded Dome Style	34.76	33.37	31.98	CALL
WT6788F	Non-Shielded Flex Style	34.76	33.37	31.98	CALL
WT6788DS	Shielded Dome Style	28.30	27.17	26.04	CALL
WT6788FS	Shielded Flex Style	36.84	35.37	33.89	CALL
TSP4088C5	Replacement RJ45 Non-Shielded Plugs, Pkg/50	35.97	33.09	30.21	CALL
TSP4088C5S	Replacement RJ45 Shielded Plugs, Pkg/50	59.40	54.65	49.90	CALL



Ruggedized IP67 Rated Keystone Flange Adapter Kits

Pass your Ethernet connections through a panel while still maintaining an IP67 rated seal. These receptacle kits consist of an IP67 rated flange adapter and industry standard keystone jacks and couplers. Don't see the combination you need? Call today and we'll help you find the right connection system for your application.

WT6700FM	Front Mount Empty	34.18	32.81	31.45	CALL
WT6700RM	Rear Mount Empty	34.18	32.81	31.45	CALL
WT67KC5FM	Front Mount Category 5e Coupler	43.13	41.40	39.68	CALL
WT67KC5RM	Rear Mount Category 5e Coupler	43.13	41.40	39.68	CALL
WT671105FM	Front Mount Category 5e IDC 110 Jack	34.76	33.37	31.98	CALL



Protective Covers for WT67 Series Plugs and Jacks

Maintain the IP67 rating for all open plugs and jacks with these covers. These caps are specifically designed to fit the WT67 series jacks and plugs. When a cable is connected, just attach a cap over the exposed connection and the seal is maintained.

WT67RC	IP67 Jack Cover for Female Receptacles	11.82	11.35	10.87	CALL
WT67RCT	IP67 Jack Cover for Female Receptacles with Tether	17.26	16.91	16.57	CALL
WT67PC	IP67 Jack Cover for Male Plug Kits	13.83	13.28	12.72	CALL
WT67PCT	IP67 Jack Cover for Male Plug Kits with Tether	25.24	24.74	24.23	CALL

IP67 Panel Mount RJ45 Couplers and Connectors

L-com offers a complete IP67 rated RJ45 connection solution for all your demanding Industrial Ethernet applications. With feed-through couplers, 110 punch-down jacks and plug kits, these robust IP67 RJ45 products are constructed of ABS 94V-0 plastic and feature gaskets to keep dust and moisture out. The IP67 RJ45 panel mount couplers are designed for panels up to a thickness of 2.8mm.

WPRJ-FTCAT5E	IP67 Panel Mount RJ45 Coupler, Feed-Thru, Shielded	24.50	22.05	19.60	CALL
WPRJ-FTRACAT5E	IP67 Panel Mount RJ45 Coupler, Feed-Thru Right Angle, Shielded	26.15	23.54	20.92	CALL
WPRJ-LSR	IP67 RJ45 Plug Kits with Long Body Strain Relief	11.62	10.46	9.30	CALL
WPRJ-SSR	IP67 RJ45 Plug Kits with Short Body Strain Relief	10.37	9.33	8.30	CALL



L-com's Tool-less Jack Series


For the best performance with a unique IDC connection that is easy to use and reliable, L-com's tool-less jacks are the answer. This simple wire guide makes it effortless for users to terminate their conductors securely. Each jack is intelligently designed into a compact and efficient body. Jacks are also available with a flanged connector for installation in panels too thick for a standard keystone.

How to terminate a keystone tool-less jack

Online Video

L-com.com/Videos/A26

Tool-less termination speeds installations



Item #	Description	Color	1-9	10-24	25-99	100+
--------	-------------	-------	-----	-------	-------	------

Category 5e, 6 and 6a Tool-less Keystone Jacks

L-com's tool-less keystone jacks are available in shielded, unshielded and with or without PoE+ compliance.

RJTLCS5E-WT	Category 5e Unshielded Tool-less Keystone Jack, RJ45 (8x8) 568A/B	White	6.94	6.25	5.55	CALL
RJTLCS5E-IV	Category 5e Unshielded Tool-less Keystone Jack, RJ45 (8x8) 568A/B	Ivory	6.20	5.58	4.96	CALL
RJTLCS5E-BLK	Category 5e Unshielded Tool-less Keystone Jack, RJ45 (8x8) 568A/B	Black	7.16	6.44	5.73	CALL
RJTLCS5E-POE	Category 5e Unshielded Tool-less Keystone Jack, w/PoE+ Compliance	White	10.37	9.54	8.71	CALL
RJTLCS5ES-POE	Category 5e Shielded Tool-less Keystone Jack, w/PoE+ Compliance	Silver	11.94	10.98	10.03	CALL
RJTLCS6-WT	Category 6 Unshielded Tool-less Keystone Jack, RJ45 (8x8) 568A/B	White	7.54	6.79	6.03	CALL
RJTLCS6-IV	Category 6 Unshielded Tool-less Keystone Jack, RJ45 (8x8) 568A/B	Ivory	7.51	6.76	6.01	CALL
RJTLCS6-BLK	Category 6 Unshielded Tool-less Keystone Jack, RJ45 (8x8) 568A/B	Black	8.60	7.74	6.88	CALL
RJTLCS6-POE	Category 6 Unshielded Tool-less Keystone Jack, w/PoE+ Compliance	White	12.46	11.46	10.47	CALL
RJTLCS6S-POE	Category 6 Shielded Tool-less Keystone Jack, w/PoE+ Compliance	Silver	12.98	11.94	10.90	CALL
RJTLCS6A-S	Category 6a Shielded Tool-less Keystone Jack, RJ45 (8x8) 568A/B	Silver	18.98	17.46	15.94	CALL
RJTLCS6A-POE	Category 6a Unshielded Tool-less Keystone Jack w/PoE+ Compliance	Blue	13.50	12.42	11.34	CALL
RJTLCS6AS-POE	Category 6a Shielded Tool-less Keystone Jack, w/PoE+ Compliance	Silver	14.02	12.90	11.78	CALL

Category 5e, 6 and 6a - 110 Keystone Jacks - 90 Degree Style

L-com's keystone 110 punch down style connectors offer users simple installation via the popular 110 punch down style connecting system. Each jack is color coded for the EIA/TIA568 A and B standards.

MJS110CS5E-WT	Category 5e Keystone Jack, 110/RJ45 (8x8) 568A/B	White	4.10	3.69	3.28	CALL
MJS110CS5E-IV	Category 5e Keystone Jack, 110/RJ45 (8x8) 568A/B	Ivory	4.10	3.69	3.28	CALL
MJS110CS5E-BLK	Category 5e Keystone Jack, 110/RJ45 (8x8) 568A/B	Black	4.06	3.65	3.25	CALL
MJS110CS5E-YL	Category 5e Keystone Jack, 110/RJ45 (8x8) 568A/B	Yellow	4.02	3.62	3.22	CALL
MJS110CS5E-BL	Category 5e Keystone Jack, 110/RJ45 (8x8) 568A/B	Blue	4.10	3.69	3.28	CALL
MJS110CS5E-RD	Category 5e Keystone Jack, 110/RJ45 (8x8) 568A/B	Red	4.10	3.69	3.28	CALL
MJS110CS6-WT	Category 6 Keystone Jack, 110/RJ45 (8x8) 568A/B	White	5.06	4.55	4.05	CALL
MJS110CS6-IV	Category 6 Keystone Jack, 110/RJ45 (8x8) 568A/B	Ivory	5.06	4.55	4.05	CALL
MJS110CS6-BLK	Category 6 Keystone Jack, 110/RJ45 (8x8) 568A/B	Black	5.06	4.55	4.05	CALL
MJS110CS6-YL	Category 6 Keystone Jack, 110/RJ45 (8x8) 568A/B	Yellow	5.06	4.55	4.05	CALL
MJS110CS6-BL	Category 6 Keystone Jack, 110/RJ45 (8x8) 568A/B	Blue	5.06	4.55	4.05	CALL
MJS110CS6-RED	Category 6 Keystone Jack, 110/RJ45 (8x8) 568A/B	Red	5.06	4.55	4.05	CALL

Shielded Category 5e, 6 and 6a Jacks

L-com's shielded modular jack offer users a complete solution to EMI/RFI problems. By utilizing fully shielded jacks and connecting hardware, users can reduce the effects of interference on the network data transmissions. These jack feature 110-style punch down connections for fast and easy termination.

MJ110CS5E-S	Category 5e Shielded Keystone Jack, 110/RJ45 EIA568A/B	Silver	6.77	6.09	5.42	CALL
MJ110CS6-S	Category 6 Shielded Keystone Jack, 110/RJ45 EIA568A/B	Silver	8.02	7.22	6.42	CALL
RJ110CS6A-S	Category 6a Shielded Keystone Jack, 110/RJ45 (8x8) 568A/B	Silver	18.13	16.68	15.23	CALL

Category 5e and Category 6 Keystone Jack Kits - 110/RJ45 EIA568A/B

These unique panel mount RJ45 connector kits allow keystone style 110 IDC connectors to be mounted into panels thicker than 0.062" (0.2cm). Packaged as a kit, including the flange, two 4-40 screws, and one RJ45 Cat5e or Cat6 jack.

ECF110CS5E-BLK	Category 5e Unshielded Keystone Jack, 110/RJ45 (8x8) 568A/B	Black	8.03	7.87	7.55	CALL
ECF110CS5E-BL	Category 5e Unshielded Keystone Jack, 110/RJ45 (8x8) 568A/B	Blue	7.83	7.67	7.36	CALL
ECF110CS5E-IV	Category 5e Unshielded Keystone Jack, 110/RJ45 (8x8) 568A/B	Ivory	8.03	7.87	7.55	CALL
ECF110CS5E-WT	Category 5e Unshielded Keystone Jack, 110/RJ45 (8x8) 568A/B	White	8.03	7.87	7.55	CALL
ECF110CS5E-YL	Category 5e Unshielded Keystone Jack, 110/RJ45 (8x8) 568A/B	Yellow	8.03	7.87	7.55	CALL
ECF110CS5E-S	Category 5e Shielded Keystone Jack, 110/RJ45 (8x8) 568A/B	Silver	9.13	8.95	8.58	CALL
ECF110CS6-BLK	Category 6 Unshielded Keystone Jack, 110/RJ45 (8x8) 568A/B	Black	10.76	10.54	10.11	CALL
ECF110CS6-BL	Category 6 Unshielded Keystone Jack, 110/RJ45 (8x8) 568A/B	Blue	10.76	10.54	10.11	CALL
ECF110CS6-IV	Category 6 Unshielded Keystone Jack, 110/RJ45 (8x8) 568A/B	Ivory	10.76	10.54	10.11	CALL
ECF110CS6-WT	Category 6 Unshielded Keystone Jack, 110/RJ45 (8x8) 568A/B	White	10.76	10.54	10.11	CALL
ECF110CS6-YL	Category 6 Unshielded Keystone Jack, 110/RJ45 (8x8) 568A/B	Yellow	10.76	10.54	10.11	CALL
ECF110CS6-S	Category 6 Shielded Keystone Jack, 110/RJ45 (8x8) 568A/B	Silver	11.89	11.65	11.18	CALL

Item #	Description	Color	1-9	10-24	25-99	100+
Panel Mount Category 5e and Category 6/6a Tool-less Keystone Jack Kits - RJ45 EIA568A/B						
The ECFRJTLC series of panel mount RJ45 connector kits allow L-com's tool-less RJ45 keystone connectors to mount into panels thicker than 0.062" (0.2cm). Packaged as a kit, including the flange, two 4-40 screws and one RJ45 Cat5e, Cat6 or Cat6a jack.						
ECFRJTLC5E-BLK	Category 5e Unshielded Keystone Jack, 110/RJ45 (8x8) 568A/B	Black	11.95	10.75	9.56	CALL
ECFRJTLC5E-IV	Category 5e Unshielded Keystone Jack, 110/RJ45 (8x8) 568A/B	Ivory	11.95	10.75	9.56	CALL
ECFRJTLC5E-WT	Category 5e Unshielded Keystone Jack, 110/RJ45 (8x8) 568A/B	White	11.95	10.75	9.56	CALL
ECFRJTLC5E-POE	Category 5e Unshielded Tool-less Keystone Jack, RJ45 (8x8) 568A/B w/PoE+ Compliance	White	13.50	12.42	11.34	CALL
ECFRJTLC5ES-POE	Category 5e Shielded Tool-less Keystone Jack, RJ45 (8x8) 568A/B w/PoE+ Compliance	Silver	15.06	13.86	12.65	CALL
ECFRJTLC6-BLK	Category 6 Unshielded Keystone Jack, 110/RJ45 (8x8) 568A/B	Black	13.30	11.97	10.64	CALL
ECFRJTLC6-IV	Category 6 Unshielded Keystone Jack, 110/RJ45 (8x8) 568A/B	Ivory	12.65	11.38	10.12	CALL
ECFRJTLC6-POE	Category 6 Unshielded Tool-less Keystone Jack, RJ45 (8x8) 568A/B w/PoE+ Compliance	White	15.58	14.33	13.09	CALL
ECFRJTLC6S-POE	Category 6 Shielded Tool-less Keystone Jack, RJ45 (8x8) 568A/B w/PoE+ Compliance	Silver	16.10	14.81	13.52	CALL
ECFRJTLC6A-POE	Category 6a Unshielded Tool-less Keystone Jack, RJ45 (8x8) 568A/B w/PoE+ Compliance	Blue	16.62	15.29	13.96	CALL
ECFRJTLC6AS-POE	Category 6a Shielded Tool-less Keystone Jack, RJ45 (8x8) 568A/B w/PoE+ Compliance	Silver	17.15	15.78	14.41	CALL

ECF Keystone Panel Adapters - Pkg/25

L-com now offers convenient bags of 25 of our ECF style flanges for use in patch panel and enclosure designs which require L-com's unique ECF flanges. These rugged flanges are perfect for use with Category 3/5/5e/6/6a keystone couplers.

ECF-SK-25	ECF Keystone Panel Adapter Kit, Pkg/25	Silver	34.93	32.14	29.34	CALL
-----------	--	--------	-------	-------	-------	------

ECF Blank Style Panel Adapters

ECF-BLANK	ECF-BLANK Panel Filler - 1 Pack	Black	3.08	2.83	2.59	CALL
ECF-BLANK25	ECF-BLANK Panel Filler - 25 Pack	Black	26.00	23.92	21.84	CALL

Category 3 RJ12 110 Keystone Jacks - Telephone and Data Applications

L-com's keystone Category 3 110 punch style connectors offer an economical choice with the popular 110-punch style connection system. Each jack is color coded for both the EIA and USOC standards for compatibility with any installation. Large volume quotations are available for installers and contractors looking to save money.

MJS110RJ12-WT	Category 3 RJ12 IDC Keystone Jack	White	3.66	3.29	2.93	CALL
---------------	-----------------------------------	-------	------	------	------	------

Category 5e Economy 110 IDC Keystone Jacks - Package of 25

This economy series offers true Category 5e performance with an installer friendly price. Packaged 25 pieces per bag.

RJE110C5E90-PK	Category 5e Economy 110 IDC Keystone Jacks - Package of 25	White	26.72	25.92	25.12	CALL
----------------	--	-------	-------	-------	-------	------

Item #	Description	Color	List Price
--------	-------------	-------	------------

Premium Category 6 RJ45 - 110 Keystone Jack - 90 Degree Style

OCC Category 6 Keystone jacks offer printed circuit board technology that provides best-in-class Category 6 component performance. With standard 110-style terminations, OCC Category 6 jacks are ETL verified to TIA 568-C.2 Category 6 specifications. Contact us today with your project needs.

MK110C6-BLK	Category 6 Keystone Jack, 110/RJ45 (8x8) EIA568A/B	Black	15.27
MK110C6-BLU	Category 6 Keystone Jack, 110/RJ45 (8x8) EIA568A/B	Blue	15.27
MK110C6-GRN	Category 6 Keystone Jack, 110/RJ45 (8x8) EIA568A/B	Green	15.27
MK110C6-GRY	Category 6 Keystone Jack, 110/RJ45 (8x8) EIA568A/B	Gray	11.06
MK110C6-ORN	Category 6 Keystone Jack, 110/RJ45 (8x8) EIA568A/B	Orange	7.24
MK110C6-RED	Category 6 Keystone Jack, 110/RJ45 (8x8) EIA568A/B	Red	10.79
MK110C6-W	Category 6 Keystone Jack, 110/RJ45 (8x8) EIA568A/B	White	15.27
MK110C6-Y	Category 6 Keystone Jack, 110/RJ45 (8x8) EIA568A/B	Yellow	10.79

Premium Category 5e RJ45 - 110 Keystone Jack - 90 Degree Style

The OCC Category 5e Keystone Modular Jack is a great alternative for high-density applications. Featuring a lower profile and a snap-in design, these Category 5e jacks offer exceptional performance that exceeds industry standards. Offering Universal T568A/B wiring and component compliance to Cat 5e specifications, these Keystone jacks feature OCC patented PC board technology.

MK110C5E-BLK	Category 5e Keystone Jack, 110/RJ45 (8x8) EIA568A/B	Black	5.57
MK110C5E-BLU	Category 5e Keystone Jack, 110/RJ45 (8x8) EIA568A/B	Blue	11.71
MK110C5E-BW	Category 5e Keystone Jack, 110/RJ45 (8x8) EIA568A/B	Bright White	11.71
MK110C5E-GRN	Category 5e Keystone Jack, 110/RJ45 (8x8) EIA568A/B	Green	8.51
MK110C5E-GRY	Category 5e Keystone Jack, 110/RJ45 (8x8) EIA568A/B	Gray	8.28
MK110C5E-IV	Category 5e Keystone Jack, 110/RJ45 (8x8) EIA568A/B	Ivory	5.57
MK110C5E-ORN	Category 5e Keystone Jack, 110/RJ45 (8x8) EIA568A/B	Orange	8.28
MK110C5E-RED	Category 5e Keystone Jack, 110/RJ45 (8x8) EIA568A/B	Red	8.51
MK110C5E-W	Category 5e Keystone Jack, 110/RJ45 (8x8) EIA568A/B	White	8.28
MK110C5E-Y	Category 5e Keystone Jack, 110/RJ45 (8x8) EIA568A/B	Yellow	11.71

Item #	Description	Color	1-9	10-24	25-99	100+
--------	-------------	-------	-----	-------	-------	------

Category 5e RJ45 - 110 Keystone Jack - Traditional 180 Degree Style


The traditional 180° design has the 110 connectors parallel to the modular plug entry. This jack is EIA568A/B dual color coded.

RJ110C5B-I	Category 5e Keystone Jack, 110/RJ45 (8x8) EIA568A/B	Ivory	11.45	11.22	10.99	CALL
------------	---	-------	-------	-------	-------	------

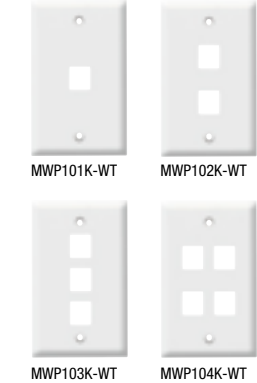
10 Position Category 5 and USOC - 110 IDC Keystone Jacks - Traditional 180 Degree Style

These 10 position 10 contact keystone style jacks are an ideal solution in applications where additional contacts are required. The traditional 180° design has the 110 connectors parallel to the modular plug entry. Category 5 version is dual color coded, compatible with EIA568A and B wiring with position 1 and 10 populated.

EC1107B-USOC	Keystone IDC - 10P10C Jack, USOC	Black	15.32	14.09	12.87	CALL
EC1107B-10C5	Keystone IDC - 10P10C Jack, Cat5-568A/B	Black	15.02	13.82	12.62	CALL



10x10 EC1107B-USOC EC1107B-10C5

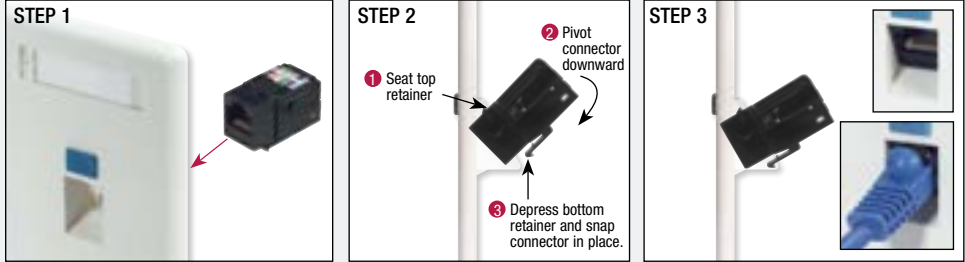


Close-up of Shutter Door

Tip How to install a keystone style connector into a wall plate

Online Video

www.L-com.com/Videos/A12



Align the connector with the wall plate with the spring retainer side down for 45 degree entry plates (as shown) or spring retainer side up for standard entry wall plates.

Seat fixed retainer first. Pivot connector down towards the spring retainer while depressing the spring retainer. Press connector into plate until retainer snaps and locks firmly in place.

The wall plate can now be installed and cables attached.

Item #	Description	Color	1-9	10-24	25-99	100+
--------	-------------	-------	-----	-------	-------	------

Miscellaneous Keystone Jacks - Coaxial, and Fiber Couplers

Add more than just data and telephone connections to workstation outlets. L-com features coaxial and fiber adapters designed to fit our wall plate systems.

MJSCPF-WT	Keystone Coaxial Type F Coupler Insert	White	2.02	1.86	1.70	CALL
MJSCPSC-WT	Keystone Fiber SC Coupler Insert	White	7.98	7.34	6.70	CALL
MJSCVR-WT	Keystone Blank Insert	White	0.57	0.56	0.54	CALL
MJSCPBNC-IV	Keystone BNC Coupler Insert	Ivory	5.16	5.01	4.85	CALL
MJSCVR-IV	Keystone Blank Insert	Ivory	0.61	0.60	0.57	CALL

Flush Mount Wall Plates that Accept Keystone Jacks

The flush mount wall plate series offers a choice of keystone port options for users to configure each workstation outlet for individual needs. These wall plates come in a choice of White or Ivory and can accept up to four keystone inserts.

MWP101K-WT	Flush Wall Plate for 1 Keystone Jack	White	2.19	2.01	1.84	CALL
MWP102K-WT	Flush Wall Plate for 2 Keystone Jacks	White	2.19	2.01	1.84	CALL
MWP103K-WT	Flush Wall Plate for 3 Keystone Jacks	White	2.02	1.86	1.70	CALL
MWP104K-WT	Flush Wall Plate for 4 Keystone Jacks	White	2.19	2.01	1.84	CALL

MWP101K-IV	Flush Wall Plate for 1 Keystone Jack	Ivory	2.19	2.01	1.84	CALL
MWP102K-IV	Flush Wall Plate for 2 Keystone Jacks	Ivory	2.19	2.01	1.84	CALL
MWP103K-IV	Flush Wall Plate for 3 Keystone Jacks	Ivory	2.02	1.86	1.70	CALL

Stainless Wall Plates for Usage in High EMI/RFI Environments or Medical Applications

These stainless wall plates offer users a clean finish for information outlets in environments where traditional plastic wall plates are not suitable.

ECP001	Stainless Wall Plate for 1 Keystone Jack	Silver	5.25	5.14	4.93	CALL
ECP002	Stainless Wall Plate for 2 Keystone Jacks	Silver	4.46	4.37	4.19	CALL

Flush Mount Wall Plates with Shutter Doors

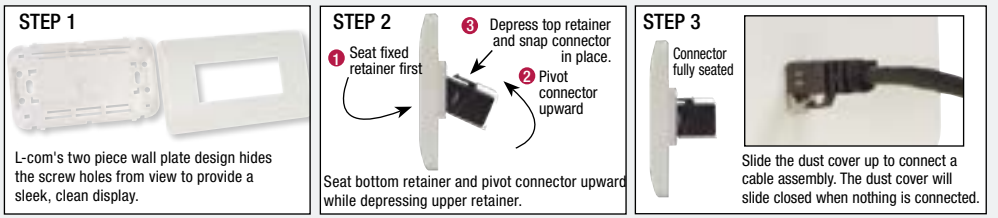
For a professional look to any installation select L-com's Keystone wall plates. The flush mount design maintains a low profile with the wall and the integrated shutter door prevents dust/debris from getting into the ports. They are available in a choice of keystone port options for you to configure each workstation outlet for individual needs. We stock large quantities of plates that can accept up to four keystone inserts. Contact us for your next project.

- Flush mount Keystone wall plates with a smooth gloss finish
- Integrated shutter prevents dust and debris from entering the port
- No visible mounting hardware for a clean finished look
- Available with up to 4 Keystone ports
- Contractor quotations welcome for large quantities or custom colors

MWP401K-WT	Flush Mount Wall Plate for 1 Keystone Jack	White	3.72	3.42	3.12	CALL
MWP402K-WT	Flush Mount Wall Plate for 2 Keystone Jacks	White	4.27	3.93	3.59	CALL
MWP403K-WT	Flush Mount Wall Plate for 3 Keystone Jacks	White	4.05	3.73	3.40	CALL
MWP404K-WT	Flush Mount Wall Plate for 4 Keystone Jacks	White	4.53	4.17	3.81	CALL

Tip How to easily panel mount a Keystone style connector

Keystone style refers to the snap-in mounting mechanism that many manufacturers have adopted. It is simple, requires no tools and is easily removable.



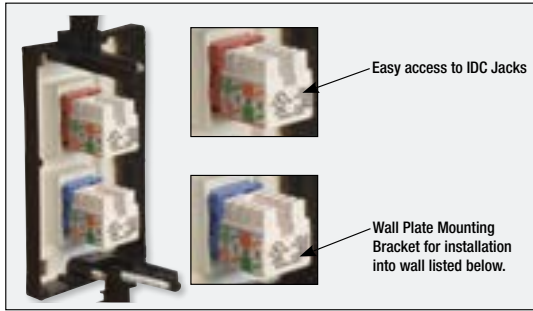
L-com's two piece wall plate design hides the screw holes from view to provide a sleek, clean display.

STEP 2
 1 Seat fixed retainer first
 2 Pivot connector upward
 3 Depress top retainer and snap connector in place.
 Seat bottom retainer and pivot connector upward while depressing upper retainer.

STEP 3
 Connector fully seated
 Slide the dust cover up to connect a cable assembly. The dust cover will slide closed when nothing is connected.

Decora Style Wall Plate System with Keystone Ports

Combine all your cable connections into L-com's Decora style wall plates. This popular design provides a clean, modern look to cable connections in a finished room. With support for up to three keystone jacks, you can easily combine all your telephone, network, and video connections needs in one Decora plate for a professional, finished appearance. Volume discounts are available; contact us today with your project needs.



Item #	Description	Color	1-9	10-24	25-99	100+
--------	-------------	-------	-----	-------	-------	------

Decora Style Wall Plate System with Keystone Ports

MWP500D-WT	Decora Style Double Gang Wall Plate	White	2.25	2.07	1.89	CALL
MWP501-WT	Decora Style Wall Plate Insert with 1 Keystone Port	White	2.19	2.01	1.84	CALL
MWP502-WT	Decora Style Wall Plate Insert with 2 Keystone Ports	White	2.13	1.96	1.79	CALL
MWP503-WT	Decora Style Wall Plate Insert with 3 Keystone Ports	White	2.25	2.07	1.89	CALL

Wall Plate Mounting Bracket for Class 2 Wiring

The wall plate mounting bracket is an excellent aid for electricians and cable installers to mount single gang wall plates at any convenient wallboard location. There is no need for traditional metal boxes which inhibit the installation of coaxial and data cables. Furthermore, users can make use of the complete wall cavity to hold excess cable and avoid sharp bends. These brackets have universally spaced threaded holes to accept any standard single or double gang wall plate. It's simple to install, just start by making a 2.125"W x 3.625"H (5.4cm x 9.2cm, single gang) or 3.875"W x 3.625"H (9.8cm x 9.2cm, double gang) rectangular hole and then tighten the built-in mounting screws. Large quantity pricing for installation contractors is available upon request.

WPMB1	Wall Plate Mounting Bracket for Class 2 Wiring, Single Gang	6.78	6.24	5.70	CALL
WPMB2	Wall Plate Mounting Bracket for Class 2 Wiring, Double Gang	4.27	3.93	3.59	CALL

Shielded Category 5e and 6 Surface Mount Boxes

L-com's Shielded Modular Surface Mount Boxes offer users a complete solution to EMI/RFI problems. By utilizing fully shielded jacks and connecting hardware, users can reduce the effects of interference on the network data transmissions. All jacks feature 110-style punch down connections for fast and easy termination. Surface mount boxes come pre-installed with shielded jacks.

SMB110C5ES-S	Shielded Category 5e Surface Mount Jack with 1 RJ45 (8x8) 568A/B	9.83	9.04	8.26	CALL
SMB110C6S-S	Shielded Category 6 Surface Mount Jack with 1 RJ45 (8x8) 568A/B	12.07	11.10	10.14	CALL
SMD110C5ED-S	Shielded Category 5e Surface Mount Jack with 2 RJ45s (8x8) 568A/B	14.50	13.34	12.18	CALL

Surface Mount Boxes for Keystone Jacks

These one and two port surface mount boxes can accept standard keystone insert options. These boxes feature a location for icon inserts to identify each port for the connection type.

SMB01K-WT	Surface Mount Box for 1 Keystone Insert	White	2.43	2.24	2.04	CALL
-----------	---	-------	------	------	------	------

Surface Mounted Jacks - Feature Standard Screw Connections and Snap Covers

Eliminating the cover retaining screw and pre-wiring the jack assembly to the terminals reduces installation time. Packaging includes double-sided adhesive tape for mounting on desks, cabinets or where attaching with wood screws is objectionable.

TDA310-4C	Modular Surface Mount Jack, Side Access, RJ11 (6x4)	3.31	3.05	2.78	CALL
TDA310-6C	Modular Surface Mount Jack, Side Access, RJ12 (6x6)	4.12	3.79	3.46	CALL
RJ31X	Modular Surface Mount Jack, with Shorting Bars, RJ45 (8x8)	6.13	5.64	5.15	CALL

Surface Mounted Jack - Narrow Type for High-Density Applications

Measuring less than 1.7" (4.3cm) in width with cable entrance in the rear and supplied with wood mounting screws and two-sided adhesive tape. Screw terminal wiring.


TDA306-6C	Modular Surface Mount Jack, End Access, RJ12 (6x6)	3.41	3.14	2.86	CALL
-----------	--	------	------	------	------

Item #	Description	List Price
--------	-------------	------------


L-com 10/100/1000 Ethernet Data Isolator (EN60601-1 Compliant)

L-com's LC-60601-1 data isolator is a fully self-contained device that protects valuable network equipment from damaging surges and power anomalies that commonly occur across network cabling. Operation and installation is quick and easy. Simply plug this device in-line between two Ethernet cables and your equipment is protected. Each unit is fully RoHS compliant and has been certified to meet the EN60601-1 European Medical Device Directive making it ideal for hospital and medical laboratory environments.

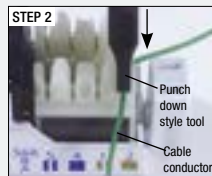
LC-60601-1	10/100/1000 Ethernet Data Isolator	235.24
------------	------------------------------------	--------




Tip How does a 110 IDC contact work?



Place the solid or stranded conductor between the two contacts.




Punch the conductor down into place using a 110 style tool. You can use part #H351.



As you continue to push the tool down, the IDC contacts cut through the conductor jacket and touch the copper conductor. After the tool is released, you will see that the excess conductor is severed.



The conductor is now pushed down tightly between the IDC contacts.



DCWM110C5E-12

DCWM110C6-12

DCP110C5E-24

DCP110C5E-48

DCP110C6-24

DCP110C6-48

MRP110C6-48


DCPT100BT24

DCP110C5E-24S

DCP110C5E-48S

DCP110C6-24S

DCP110C6-48S



110 blocks are protected by metal cover

Item #	Description	1-9	10-24	25-99	100+
--------	-------------	-----	-------	-------	------

110 Style Accessories - The Most Popular Way to Achieve Category 5e and 6 Performance

The 110 connect system is a high performance means of terminating UTP wiring and it is currently the most popular choice in installations. This system utilizes wiring blocks, connecting blocks, patch panels, 24 AWG UTP cabling and patch cords.

Most 110 style wiring blocks come pre-configured to a number of RJ45 ports, allowing easy patching with RJ45-RJ45 data grade patch cords. L-com offers a variety of common 110 style components. Other styles and configurations can be supplied on a custom basis; call our Technical Support Department for assistance.

Category 5e Wall Mount 12 Port Patch Panel

The Category 5e wall mount 12 port patch panel offers users an economical way to terminate smaller groups of connections without the need to install a rack system. Each block features industry standard 110 style connections and write-on surfaces for port identification. These panels are universally marked for EIA568A and EIA568B color codes.

DCWM110C5E-12	Category 5e Patch Panel, 12 Port EIA568A/B	57.29	52.71	48.12	CALL
---------------	--	-------	-------	-------	------

Category 6 Wall Mount 12 Port Patch Panel

The Category 6 wall mount 12 port patch panel offers users high performance in a small package. Users can terminate Category 6 cabling without the need to install a rack system. Each block features industry standard 110 style connections and write-on surfaces for port identification. These panels are universally marked for EIA568A and EIA568B color codes.

DCWM110C6-12	Category 6 Patch Panel, 12 Port EIA568A/B	67.71	62.29	56.88	CALL
--------------	---	-------	-------	-------	------

Category 5e 19" (48.3cm) Rack Mount Patch Panel - 24 and 48 Port

L-com's Category 5e 19" (48.3cm) rack mount patch panels come pre-configured in 24 and 48 port versions. These panels feature industry standard 110 punch-down style termination for quick installation. Users can identify ports by either writing directly on the screened in label surfaces or using a regular label printer to create labels. Each port is EIA568A/B color encoded for compatibility with all types of network jacks and cabling.

DCP110C5E-24	Category 5e Patch Panel, 24 Port EIA568A/B	119.81	110.23	100.64	CALL
DCP110C5E-48	Category 5e Patch Panel, 48 Port EIA568A/B	258.42	237.75	217.07	CALL

Category 6 19" (48.3cm) Rack Mount Patch Panel - 24 and 48 Port

For enhanced performance users can choose L-com's Category 6 rack mount patch panels. These panels feature Category 6 performance for today's high-speed network installations. Installers will find easy to use 110 style punch down terminals for quick installation. Each port is EIA568A/B color encoded for compatibility with all types of network jacks and cabling.

DCP110C6-24	Category 6 Patch Panel, 24 Port EIA568A/B	185.48	170.64	155.80	CALL
DCP110C6-48	Category 6 Patch Panel, 48 Port EIA568A/B	300.10	276.09	252.08	CALL

MRP110C6-48	Category 6 Patch Panel, 48 Port EIA568A/B (Write-on Surface for Port ID)	248.00	228.16	208.32	CALL
-------------	--	--------	--------	--------	------

100Base-T, Category 5 Telco Patch Panels - 24 Port

These low profile, high density Telco patch panels provide the ability to connect up to 24 Cat5 Ethernet patch cords to four 25 pair Telco style interface connectors, while maintaining Category 5 100 Base-T performance throughout the cabling system.

DCPT100BT24	Category 5 Patch Panel 1U High, 24 Port Telco	122.96	113.12	103.29	CALL
-------------	---	--------	--------	--------	------

24/48 Port Category 5e/6 Shielded 19" (48.3cm) Patch Panel - Industrial Grade

These Category 5e/6 rack panels are fully shielded for use in areas with high levels of noise and EMI. Commonly used in industrial environments the panels are made using heavy gauge sheet metal that fully encloses over the circuit board and cable terminations for ultimate shielding. Permanent connections are made to 110 style IDC contacts and patching is made through shielded RJ45 (8x8) modular connectors. These panels mount into standard 19" (48.3cm) racks and take 1U of rack height 1.75" (4.4cm). Compatible with EIA568A or B wiring schemes. 18 AWG grounding wire included.

DCP110C5E-24S	Category 5e Patch Panel, 24 Port Shielded EIA568A/B	182.33	167.74	153.16	CALL
DCP110C5E-48S	Category 5e Patch Panel, 48 Port Shielded EIA568A/B	310.52	285.68	260.84	CALL

DCP110C6-24S	Category 6 Patch Panel, 24 Port Shielded EIA568A/B	244.85	225.26	205.67	CALL
DCP110C6-48S	Category 6 Patch Panel, 48 Port Shielded EIA568A/B	352.20	324.02	295.85	CALL

Tip How to terminate a cable drain wire

Termination of drain wire for each cable assembly that you wish to punch down to the panel.



STEP 1



STEP 2



STEP 3



STEP 4

Punch down your conductors onto the block to either the EIA/TIA 568A or 568B standard and make sure to keep the drain wire long enough for the next steps.

Wrap the Drain wire around the cable management holder (see image) and then around the jacket of the cable.

Using the included cable ties secure the cable and drain wire to the cable management holder. (repeat for each port)

Cut off any excess from the cable tie.

Item #	Description	1-9	10-24	25-99	100+
--------	-------------	-----	-------	-------	------

Tela-Crimp Tool Provides High Level of Versatility and Termination Reliability

The ultimate design based on many years experience, this new model produces a perfect crimp every time and is offered at an affordable price. Dies need to be purchased separately. The following features should be noted:


- Full cycle ratchet action assures consistent terminations.
- A release lever is provided to prevent faulty crimps.
- The compound action produces high crimping forces with minimal user effort.
- A replaceable cutter and stripper are conveniently placed offering two strip lengths per industry standards.
- All dies are interchangeable and guarantee perfect alignment.
- The modular plug nests accept most configurations available within the industry today.
- Spring activated handles have cushion grips to minimize user fatigue.
- Tools are conservatively rated for 50,000 crimps.

HTS7100	Crimp Tool Only, Accepts Any HTS7100 Die Set	101.14	99.12	97.09	CALL
HTS7100-04	4 Position Die Set with Primary & Secondary Strain Relief for RJ22 Handset Plugs	42.82	41.96	41.11	CALL

Note: This die is equipped with a secondary strain relief. For use with Stewart and generic plugs only. May damage other vendor's plugs.

HTS7100-06A	6 Position Die Set without Secondary Strain Relief, for all RJ11 & RJ12 Plugs	42.82	41.96	41.11	CALL
HTS7100-08A	8 Position Die Set without Secondary Strain Relief, for all RJ45 Plugs	43.54	42.67	41.80	CALL
HTS7100-10	10 Position Die Set without Secondary Strain Relief	44.95	44.05	43.15	CALL

HTS7100
Frame Only



HTS1001



HT1500
for RJ11/12
& RJ45



HT210A
for RJ45



HT2096
for RJ11/12



HT2094C
for Handset



HTS2700



HTS9000
for RJ50



TCPT110

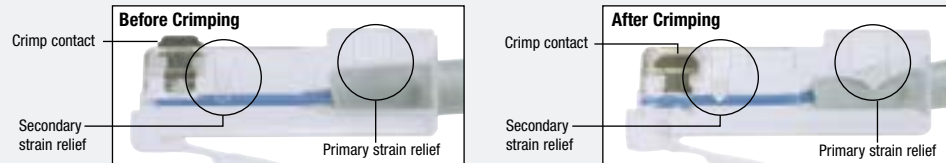
TCPT2



TCK68MOD

Tip What is a primary and secondary strain relief?

The three main points of contact within any plug are the crimp contact, primary strain relief and secondary strain relief. Compatibility issues exist between various plug and tool designs with respect to the secondary strain relief. If the plug and tool are slightly misaligned due to incompatibility, bad crimps end up crushing the plug. The plugs and tools listed have been carefully chosen to minimize compatibility problems.



UTP/STP Cable Stripper for Round or Flat Cable

This handy cable stripping tool is a great addition to any cable installer's tool belt. Featuring an adjustable blade for all sizes of UTP, STP, and flat silver satin cabling, this tool allows users to consistently remove the cable jacket without damaging the internal conductors. The cable stripper also features a built in cable cutter.

HTS501	Modular Cable Stripper for UTP/STP Round or Flat Cable	15.71	15.40	15.08	CALL
--------	--	-------	-------	-------	------

Heavy Duty Two-in-One Tool - Strip and Crimp RJ11/12 and RJ45 Modular Cables

Finally a quality tool at a reasonable price. This two-in-one tool features a straight-line-parallel operation of the die set for precision crimping each and every time. Tool has two sets of dies to accept a 2, 4 or 6 position RJ11/12 and more important the RJ45 (8x8), either keyed or non-keyed. Equipped with a built-in wire stripper. All steel construction with plastic handle grips for overall comfort.

HT1500	Two-In-One Modular Crimp Tool	59.40	58.21	57.02	CALL
--------	-------------------------------	-------	-------	-------	------

Medium Service Hand Tools - Cut, Strip and Crimp Modular Plugs to Flat Cable

Durable modular crimp tools with carbon steel dies and all steel construction to withstand frequent use. Three tool types satisfy the requirements of crimping 4x4 handset, RJ11, RJ12, and RJ45 modular plugs. The HT210A accepts RJ45 plugs either with or without key.

HT210A	Modular Crimp Tool Kit for RJ45 Plugs	34.76	34.06	33.37	CALL
HT2096	Modular Crimp Tool for RJ11 and RJ12 Plugs	29.96	29.36	28.76	CALL
HT2094C	Modular Crimp Tool for 4x4 Handset Plugs	26.02	25.50	24.98	CALL

HTS2700 RJ45 (8P8C) Crimp, Cutter and Stripper Tool

L-com's HTS2700 RJ45 (8P8C) crimp tool combines a cable cutter and stripper to provide installers with the perfect tool for terminating L-com's unique TDS series RJ45 (8P8C) Ethernet connectors. An integrated crimp section allows proper termination of the shielded strain relief on our TDS series RJ45 connectors. Its compact design fits easily in your tool bag and eliminates the need to carry multiple tools for one job.

HTS2700	Crimp Tool	68.12	66.76	65.40	CALL
---------	------------	-------	-------	-------	------

10P10C (RJ50) Crimp Tool with Cut and Strip Function

The HTS9000 not only crimps 10P10C style connectors but it also cuts and strips your cable for complete cable preparation. This rugged tool is constructed of carbon steel and features a cushioned grip handle. This crimp tool can be used with L-com's TDR10P10C and TDR10P10CS-L, 10 position RJ50 plugs.

HTS9000	Crimp Tool for 10P10C RJ50 Plugs	59.40	58.21	57.02	CALL
---------	----------------------------------	-------	-------	-------	------

Cable Prep Tools - Fast, Easy Stripping of UTP or Data Cable Jacket Covers

These are the simplest tools we've ever seen for removing the jacket from round, unshielded or shielded twisted pair cable. The TCPT2 tool is intended for removing the jacket on UTP cable only. The second tool, the TCPT110, also incorporates a 110 blade for punching 110 blocks. Just insert the cable into the tool, twist/turn a couple of times and pull off the jacket slug. Simple and yet inexpensive enough to have a few on hand.

TCPT2	UTP Round Cable Jacket Stripper	8.60	8.43	8.26	CALL
TCPT110	UTP Round Cable Jacket Stripper with 110 Punch	9.83	9.63	9.44	CALL

Heavy Duty Modular Crimp Tool Kit Includes RJ45 and RJ11/12 Plugs

This tool kit includes 1 HT1500 crimping tool for RJ45 and RJ11/12 plugs, 20 RJ11/12 plugs for flat cable, 20 RJ11/12 plugs for round cable, 20 RJ45 plugs for flat cable, 20 RJ45 plugs for round cable and a four compartment case.

TCK68MOD	RJ45 and RJ12 Crimp Tool Kit with Plugs	78.82	77.24	75.67	CALL
----------	---	-------	-------	-------	------




MP45P Pkg/100 MP45J Pkg/100



S900LC50-I



S110K-4PR




S66M1-50-C5



C1127-A1-100 Pkg/100



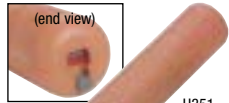
CS925



CS925KIT



HT1008



H351



H351B66 For 66 Blocks



H351B10 For 110 Blocks

H351B-K For Krone Blocks

Item #	Description	1-9	10-24	25-99	100+
Protective Covers for Plugs and Jacks - Protect Unused Ports and Cables from Contact Damage					
These covers are perfect for protecting unused ports in wall plates and expensive equipment from physical damage, dirt and grime. Made from flexible PVC, these covers attach easily and stay in place with a snug friction fit.					
MP45P	RJ45 Protective Covers for Plugs, Pkg/100	20.17	19.77	19.36	CALL
MP45J	RJ45 Protective Covers for Jacks, Pkg/100	20.17	19.77	19.36	CALL

DSL Line Conditioner - Filters Noise for Better Performance					
This DSL Line Conditioner filters out unwanted noise by using 2 pole low pass filters. Inline plug/jack configuration. Color: Ivory. Specifications: REN 0.2B; DC Resistance Through T&R to Phone: 10 Ohms; Loading Capacity: 47nF; Attenuation Distortion ± 1 dB max.; 3 dB Cutoff Point.					
S900LC50-I	Inline DSL Conditioner, RJ12 (6x6) Male/Female	8.59	8.33	8.07	CALL

Wire Tap and Butt Splice - Gel Filled IDC Connectors					
These handy IDC connectors make wire splicing a snap. Gel filled IDC contact area provides a moisture resistant barrier for reliable connections. Usable with 19-26 AWG copper wire with a .066" (0.2cm) maximum insulation diameter (.060 max. for WT-UJ). Sold in 100 piece packs.					
WT-UJ	UY Butt Splice 2 Wire Connector, Gel Filled, Pkg/100	16.49	15.83	15.17	CALL
WT-UR	UR Butt Splice, 3 Wire Connector, Gel Filled, Pkg/100	17.67	16.96	16.26	CALL
WT-UB	UB Butt Tap Connector, Gel Filled, Pkg/100	17.55	16.85	16.15	CALL



110 Wiring Block Field Termination Kits - Everything Necessary to Wire a 110 Block					
Wiring blocks are the main instrument in setting up horizontal wiring in a 110 style connector system. Each kit contains one 100 pair wiring block with detachable legs, label holders with designation labels and sufficient connecting blocks. Each kit includes five four pair and one five pair connecting block per 25 pair termination strip. Designation strips are mounted to the wiring block addressing each cable termination.					
S110K-4PR	100 Pair Wiring Block Kit with 4 Pair Connecting Blocks	65.36	64.05	62.75	CALL

50 Pair 66 Style Category 5 Block					
This 66 style 50 pair block has been designed to meet Category 5 requirements as specified by the EIA/TIA. Ease of use and low cost has made this style of block one of the most popular termination methods. Improved design now permits use in data applications up to 100 Mbps. Included are 100 quick connect bridging clips and a clear protective cover. 66 type tool required for termination.					
S66M1-50-C5	50 Pair 66 Style Block, Category 5 Rated	34.29	33.60	32.92	CALL
C1127-A1-100	Bridging Clips for 66 Style Blocks, Pkg/100	18.70	18.33	17.95	CALL

Professional Grade Cable Splicer Knife, Scissor and Kit					
These tools are a great addition to any cable technicians tool kit. The CS925 is an industrial grade serrated scissor capable of cutting thin wires and cable jacketing. This tool also has wire stripping notches on one blade as well as a scraper and file on the back of the other. The CK6 is a forged steel splicer knife with red cushioned handle. It comes in handy whenever a sharp blade is necessary. The CS925KIT offers both tools plus a heavy duty leather holder that will keep the knife and scissor secured to a tool belt.					
CS925	Cable Splicer Serrated Scissor	29.14	28.56	27.97	CALL
CS925KIT	Knife and Scissor with Holder	42.92	42.06	41.20	CALL

Parallel Action Pliers - Use for Compressing IDC Body to Jack					
These parallel action pliers are great for crimping wire taps and butt splices. The jaws of the tool work close in parallel providing a better crimp than regular pliers.					
HT1008	Parallel Action Pliers	47.51	46.56	45.61	CALL

Premium Auto Impact Tool - Our Best Model, Features an Adjustable Spring Load					
Now installers can make effortless, uniform connections with L-com's premium auto impact tool. Set tool for high or low impact with a variable impact pressure control that will provide the right amount of force. Blades are easily reversible, one end terminates only while the other terminates and cuts. This model features a hidden storage compartment which opens to fit an extra blade. Accepts blades for 66, 110 and Krone use. This tool comes without blades, order separately.					
H351	Premium Impact Tool Body Only, Without Blade	51.23	50.21	49.18	CALL

Reversible Blades - Fit H351 Series Tool					
H351B66	Impact Blade, Reversible for 66 Terminals	11.29	11.06	10.84	CALL
H351B110	Impact Blade, Reversible for 110 Terminals	12.22	11.98	11.73	CALL
H351B-K	Impact Blade, Reversible for Krone Terminals	10.75	10.54	10.32	CALL

Note: Mixing of blades is allowed for quantity pricing

Item #	Description	Code	1-9	10-24	25-99	100+
--------	-------------	------	-----	-------	-------	------

The Ultimate in Modular Telco Plugs, Made in the USA, Comply with Industry Standards

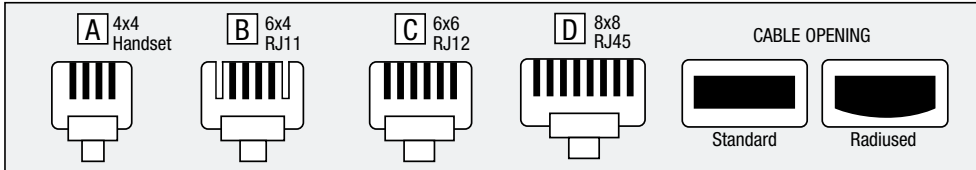
L-com offers Stewart modular plugs featuring mirror smooth contact surfaces for extended mating life. Lowest contact resistance and high reliability. Pre-inserted selectively gold plated contacts are ready for mass termination on most industry compatible crimping machines and hand tools. Fully complies with FCC & telephone industry standards for size and performance. Choice of plugs for flat modular or round UTP cable. Plugs accept 24-28 AWG stranded or solid conductors. Sold in packages of 100 plugs.

Modular Plugs for Flat Cable - With Standard Rectangular Cable Entrance

TSP3044	Modular Plugs, Handset (4x4), Pkg/100	A	35.97	33.09	30.21	CALL
TSP3046	Modular Plugs, RJ11 (6x4), Pkg/100	B	35.97	33.09	30.21	CALL
TSP3066	Modular Plugs, RJ12 (6x6), Pkg/100	C	41.58	38.25	34.93	CALL
TSP3088	Modular Plugs, RJ45 (8x8), Pkg/100	D	59.40	54.65	49.90	CALL

Modular Plugs for Round Twisted Pair Cable - With Radiused Cable Entrance

TSP3046R	Modular Plugs, RJ11 (6x4), Pkg/100	B	35.97	33.09	30.21	CALL
TSP3066R	Modular Plugs, RJ12 (6x6), Pkg/100	C	41.58	38.25	34.93	CALL
TSP3088R	Modular Plugs, RJ45 (8x8), Pkg/100	D	59.40	54.65	49.90	CALL



Shielded Modular Plugs for Round Twisted Pair Cable - With Radiused Cable Entrance

TD6P6CSR-L	Modular Plugs, RJ12 (6x6), Pkg/50	47.05	46.11	44.23	CALL
TDR10P10CS-L	Modular Plugs, RJ50 (10x10), Pkg/100	81.58	78.32	75.05	CALL

Stranded Conductor Modular Plugs - Rectangular Entry for Flat Cable

A full complement of modular plugs is offered for all applications. Piercing-type connections are simultaneously made through each stranded conductor of 24-28 AWG flat modular cable. 15 microinches (0.381µm) gold plating on contacts. Sold in packages of 100 plugs.

TD4P4HS	Modular Plugs, Handset (4x4), Pkg/100	24.20	22.26	20.33	CALL
TD6P4C	Modular Plugs, RJ11 (6x4), Pkg/100	24.20	22.26	20.33	CALL
TD6P6C	Modular Plugs, RJ12 (6x6), Pkg/100	29.96	27.56	25.17	CALL
TD8P8C	Modular Plugs, RJ45 (8x8), Pkg/100	47.05	43.29	39.52	CALL
TD8P8CK	Modular Plugs, RJ45 (8x8) (Keyed), Pkg/100	47.05	43.29	39.52	CALL

Stranded Conductor Modular Plugs - Radiused Entry for Round or Flat Cable

These modular plugs have a radiused rear entry compatible with most round and flat cables. 50 microinches gold plating on contacts. Compatible with 24-28 AWG stranded conductors.

TDR6P6C	Modular Plugs, RJ12 (6x6), Pkg/100	29.96	27.56	25.17	CALL
TDS8P8C	Modular Plugs, RJ45 (8x8), Pkg/100	43.13	39.68	36.23	CALL
TDR10P10C	Modular Plugs, RJ50 (10x10), Pkg/100	59.40	54.65	49.90	CALL

High Performance Category 5/5e and Category 6 Staggered Alignment Plugs

Stewart's staggered-pin Category 5/5e and Category 6 rated RJ45 crimp plugs are designed for today's high performance networks. A superior two-prong contact design works for both solid and stranded conductors. The multi-level contact design helps improve performance. The shielded version protects against EMI/RFI interference and maintains proper ground connection. Sold in packages of 50 plugs.

TSP4288C6	Modular Plugs, RJ45(8x8) Category 6, Pkg/50	58.02	53.38	48.74	CALL
TSP4088C5	Modular Plugs, RJ45(8x8) Category 5/5e, Pkg/50	35.97	33.09	30.21	CALL
TSP4088C5S	Modular Plugs, RJ45(8x8) Category 5/5e Shielded, Pkg/50	59.40	54.65	49.90	CALL

Shielded Long Body RJ45 Generic Plug

This plug will accept round or flat cable with solid or stranded wires. Prices shown are per piece. Compatible with generic 8x8 crimp tools such as L-com part numbers: HT210A, HT1500, HTS7100 + HTS7100-08A die set and HTS2100 + HTS2100-08 die set.

T8P8CSR	Shielded Modular Plug, RJ45 (8x8), Single	1.18	1.09	0.99	CALL
---------	---	------	------	------	------

Shielded RJ45 Jack Termination Block

The RJ45FTJ is a slim, low profile breakout board for an RJ45 (8x8) jack (female) to screw terminals. The breakout board brings all 8 signal pins plus shield out to screw terminal blocks for easy termination or field wiring. Angle brackets provide an easy way to panel mount the block if desired and holes drilled in the PCB provide a convenient way to anchor the unit and/or tie wrap wires to the edge of the PCB.

RJ45FTJ	RJ45 Jack Termination Block, Shielded	9.99	9.39	8.79	CALL
---------	---------------------------------------	------	------	------	------


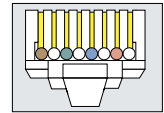
Tip What is the difference between stranded and solid contact design?

Solid or Stranded	Stranded Only	Solid or Stranded
Two point staggered for solid or stranded. The contact prongs straddle the conductor.	Piercing type for stranded. Jagged end pierces jacket and embeds into the strands of the conductor.	Tripoint type for solid or stranded. Long contact prongs spread apart to accept conductor.




- FCC compliant, Part 68; Doc. 47, Sub F.
- UL component recognized, File E132408(N)-DUXR2.
- Certified Canadian Standards Assn., File 67725.

Standard Alignment



TD6P6CSR-L

TDR10P10CS-L



Rectangular Entry




TD6P6C

TD8P8C



Radiused Entry


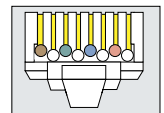
TDR6P6C



TDS8P8C

TDR10P10C

Staggered Alignment



TSP4288C6

TSP4088C5

TSP4088C5S

T8P8CSR



RJ45FTJ



Item #	Description	1-9	10-24	25-99	100+
--------	-------------	-----	-------	-------	------

Category 5e and Category 6 rated Pull Through RJ45 Plugs

Simplify RJ45 plug terminations with these special, easy to use pull-through plugs. They are designed for the conductors to be pulled completely through the connector and out the front. The crimp tool then cuts the wires, terminates the pins and crimps the strain relief simultaneously. This allows technicians to easily verify proper wiring order and to maintain the twisted pairs as far into the plug as possible. This reduces scrap and gives reliable performance even for technicians who are not experts at termination.


TDPTC5E	Pull Through RJ45 Plug, Unshielded, Category 5e, Pkg/100	35.00	32.90	30.80	CALL
TDPTC5ES	Pull Through RJ45 Plug, Shielded, Category 5e, Pkg/100	60.00	56.40	52.80	CALL
TDPTC6	Pull Through RJ45 Plug, Unshielded, Category 6, Pkg/100	40.00	37.60	35.20	CALL
TDPTC6S	Pull Through RJ45 Plug, Shielded, Category 6, Pkg/100	65.00	61.10	57.20	CALL
HT-TDPT	Pull Through RJ45 Crimp Tool	47.50	44.65	41.80	CALL



Shielded Category 5e and Category 6 RJ45 Plugs for Solid or Stranded Cables

These superior high performance shielded plugs allow users to perform factory grade terminations in the field. A unique metallic strain relief provides superior cable retention and a reliable 360° shielding contact. The short body design combined with a loading bar allows easy insertion while maintaining Category 5e or Category 6 twist requirements. Superior two-point contact design is compatible with solid and stranded cable.

TDS8PC5	Category 5e Shielded Modular Plug, RJ45 (8x8), Pkg/50	74.29	71.32	68.35	CALL
TDS8PC6	Category 6 Shielded Modular Plug, RJ45 (8x8), Pkg/50	80.01	76.81	73.61	CALL
TDS8CVR-GR	8x8 Shielded Snap-on Covers, Gray, Pkg/50	19.16	17.63	16.09	CALL
TDS8CVR-BK	8x8 Shielded Snap-on Covers, Black, Pkg/50	19.16	17.63	16.09	CALL
TDS8CVR-BL	8x8 Shielded Snap-on Covers, Blue, Pkg/50	18.28	16.82	15.36	CALL
TDS8CVR-GN	8x8 Shielded Snap-on Covers, Green, Pkg/50	19.16	17.63	16.09	CALL
TDS8CVR-IV	8x8 Shielded Snap-on Covers, Ivory, Pkg/50	18.28	16.82	15.36	CALL
TDS8CVR-RD	8x8 Shielded Snap-on Covers, Red, Pkg/50	19.16	17.63	16.09	CALL
TDS8CVR-WH	8x8 Shielded Snap-on Covers, White, Pkg/50	19.16	17.63	16.09	CALL
TDS8CVR-YL	8x8 Shielded Snap-on Covers, Yellow, Pkg/50	18.28	16.82	15.36	CALL



MPC45D45-BLK	LSZH Snagless "Shark Fin" Style Boot, 4.5mm Black, Pkg/50	18.13	17.77	17.04	CALL
MPC45D50-BLK	LSZH Snagless "Shark Fin" Style Boot, 5.0mm Black, Pkg/50	18.13	17.77	17.04	CALL
MPC45D55-BLK	LSZH Snagless "Shark Fin" Style Boot, 5.5mm Black, Pkg/50	18.13	17.77	17.04	CALL
MPC45D60-BLK	LSZH Snagless "Shark Fin" Style Boot, 6.0mm Black, Pkg/50	18.13	17.77	17.04	CALL
MPC45D65-BLK	LSZH Snagless "Shark Fin" Style Boot, 6.5mm Black, Pkg/50	18.13	17.77	17.04	CALL
MPC45D70-BLK	LSZH Snagless "Shark Fin" Style Boot, 7.0mm Black, Pkg/50	20.36	19.95	19.14	CALL

TSP8048C5S	Category 6 Shielded Modular Plug, RJ45 (8x8), for Large OD Conductors	7.23	7.09	6.94	CALL
TSP8048C5S-10PK	Category 6 Shielded Modular Plug, RJ45 (8x8), for Large OD Conductors, Pkg/10	61.19	59.97	58.74	CALL
HT1500	Two-In-One Modular Crimp Tool	59.40	58.21	57.02	CALL

Slim-line Plugs

Slim-line plugs are designed to be used with L-com's slimline bulk cables or similar 28AWG Ethernet cable.

TSP8028C6	Unshielded C6 Slim-line 28AWG Modular Plug, RJ45 (8x8), Pkg/50	23.34	21.47	19.61	CALL
TSP8028C6A	Shielded C6a Slim-line 28AWG Modular Plug, RJ45 (8x8), Pkg/50	34.70	31.92	29.15	CALL



High Performance Shielded Category 6a Plugs for Solid or Stranded Cables

These high performance C6a plugs are designed to meet the strict 10 Gigabit 6a standards. A superior two-prong contact design works for both Solid and Stranded conductors. 360° strain relief provides superior shield termination and all plugs come with a wire aligner and load bar for an easy installation. Plugs come in three versions to suit all conductor OD options; please refer to L-com.com for complete specifications.

TSP6AU	Category 6a Modular Plug, RJ45 (8x8) Long Body, Pkg/1	4.12	3.87	3.63	CALL
TSP6AU-25	Category 6a Modular Plug, RJ45 (8x8) Long Body, Pkg/25	68.72	64.60	60.47	CALL
TSP6088S	Category 6a Shielded Modular Plug, RJ45 (8x8), Pkg/100	215.89	202.94	189.98	CALL
TSP8048C6AS-25PK	Category 6a Shielded Modular Plug, RJ45 (8x8), for Large OD Conductors, Pkg/25	153.03	149.97	146.91	CALL
TSP6188S-25	Category 6a Shielded Modular Plug, RJ45 (8x8), for Small OD Conductors, Pkg/25	106.96	103.75	101.61	CALL
HTS8200	Crimp Tool for Shielded Category 6a Plugs	581.40	569.77	558.14	CALL



Field Terminable 6a RJ45 Connectors

IP20 rated, IDC Field Terminable, 10 Gig rated RJ45 connectors are perfect for terminating in the field without any special tools.

TSPFTC6AS	Category 6a Shielded Field Terminable Plug, RJ45 (8x8)	13.33	12.26	11.20	CALL
TSPFTC6ASJ	Category 6a Shielded Field Terminable Jack, RJ45 (8x8)	13.33	12.26	11.20	CALL
TSPFTC6AS-RA	Category 6a Shielded Field Terminable Plug, RJ45 (8x8) Right Angle	13.50	12.42	11.34	CALL



Tip How to assemble a TDS8PC5 and TDS8PC6 series shielded Category 5e and Category 6 modular plug

Online Video
L-com.com/Videos/A22

STEP 1

Strip jacketing and shield to dimensions shown.

STEP 2

Fold shield back onto jacketing. Wrap drain wire one and a half times around shield. Trim excess.

STEP 3

Untwist pairs and arrange to desired order. Trim conductors at an angle and insert into loading bar. Trim excess wires.

STEP 4

Insert prepared cable into plug.

STEP 5

Bend strain relief to lay along cable.


STEP 6

Crimp plug with the specially designed HTS2700 crimp tool.

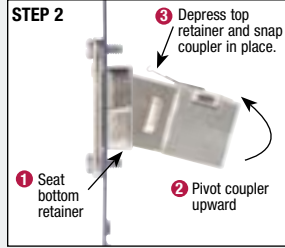
Tip Easily install a premium ECF coupler kit

Online Video


L-com.com/Videos/A09



Secure frame in specified opening with supplied hardware and align coupler in proper orientation to the opening.



Seat bottom retainer and pivot coupler upward while depressing upper retainer.



Coupler fully seated.

Exclusive



ECF504-C3

ECF504-SC3



ECF504-C5

ECF504-SC5E



ECF504-C6

ECF504-SC6



ECF504-C6A

ECF504-SC6A



ECF504-C5-MINI
ECF504-C6-MINI

ECF504-SC5E-MINI
ECF504-SC6-MINI

Item #	Description	1-9	10-24	25-99	100+
--------	-------------	-----	-------	-------	------

Premium Panel Mounted Modular Coupler Kits - Category 3, 5e and 6/6A - Shielded and Unshielded

These unique coupler kits allow panel mounting in virtually any panel thickness. A solid die-cast metal mounting frame provides secure mounting and reliable grounding. Kits include a snap-in coupler, mounting frame and two 4-40 machine screws.

ECF504-C3	Category 3 Unshielded RJ45 (8x8) Deluxe Panel Coupler Kit	5.88	5.41	4.94	CALL
ECF504-SC3	Category 3 Shielded RJ45 (8x8) Deluxe Panel Coupler Kit	10.45	9.61	8.78	CALL
ECF504-C5	Category 5e Unshielded RJ45 (8x8) Deluxe Panel Coupler Kit	8.69	7.99	7.30	CALL
ECF504-SC5E	Category 5e Shielded RJ45 (8x8) Deluxe Panel Coupler Kit	11.62	10.69	9.76	CALL
ECF504-C6	Category 6 Unshielded RJ45 (8x8) Deluxe Panel Coupler Kit	9.87	9.08	8.29	CALL
ECF504-SC6	Category 6 Shielded RJ45 (8x8) Deluxe Panel Coupler Kit	12.08	11.11	10.15	CALL
ECF504-C6A	Category 6A Unshielded RJ45 (8x8) Deluxe Panel Coupler Kit	15.12	13.91	12.70	CALL
ECF504-SC6A	Category 6A Shielded RJ45 (8x8) Deluxe Panel Coupler Kit	18.43	16.96	15.48	CALL

Premium Panel Mounted Mini Coupler Kits – Category 5e and Category 6 Shielded and Unshielded

L-com's RJ45 (8x8) couplers are available in a shorter, smaller and lighter size with the same reliable performance you have come to expect.

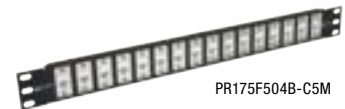
ECF504-C5-MINI	Category 5e Unshielded RJ45 (8x8) Deluxe Panel Mini Coupler Kit	9.67	8.90	8.12	CALL
ECF504-SC5E-MINI	Category 5e Shielded RJ45 (8x8) Deluxe Panel Mini Coupler Kit	12.53	11.53	10.53	CALL
ECF504-C6-MINI	Category 6 Unshielded RJ45 (8x8) Deluxe Panel Mini Coupler Kit	10.82	9.95	9.09	CALL
ECF504-SC6-MINI	Category 6 Shielded RJ45 (8x8) Deluxe Panel Mini Coupler Kit	13.10	12.05	11.00	CALL

Cat5e/6 Shielded and Unshielded Feed-Thru Panels Featuring L-com's Flange Mounted Mini Couplers

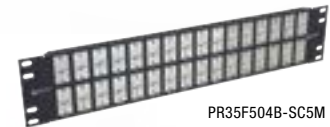
Secure mounting of category 5e/6 couplers has never been easier. L-com's exclusive Low Profile flange mount mini-couplers pre-installed into standard 19" rack panels provide the best method for coupling up to 32 category 5e/6 grade patch cables on a rack. The metal flange is attached permanently to the panel with two 4-40 screws. Panels have a black powder coat finish for durability and each port is numbered to simplify cable organization and tracking. Both shielded and non-shielded versions are offered to fit individual applications. Larger volume quotations are available. All Panels and Mini Couplers are Black.

PR175F504B-C5M	1.75" 16 Port ECF Flange Mounted Low Profile Category 5e Feed-Thru Panel, Unshielded Mini-Coupler	193.80	186.05	178.30	CALL
PR35F504B-C5M	3.50" 32 Port ECF Flange Mounted Low Profile Category 5e Feed-Thru Panel, Unshielded Mini-Coupler	352.18	338.09	324.01	CALL
PR175F504B-SC5M	1.75" 16 Port ECF Flange Mounted Low Profile Category 5e Feed-Thru Panel, Shielded Mini-Coupler	236.52	227.06	217.60	CALL
PR35F504B-SC5M	3.50" 32 Port ECF Flange Mounted Low Profile Category 5e Feed-Thru Panel, Shielded Mini-Coupler	438.67	421.12	403.58	CALL
PR175F504B-C6M	1.75" 16 Port ECF Flange Mounted Low Profile Category 6 Feed-Thru Panel, Unshielded Mini-Coupler	211.51	203.05	194.59	CALL
PR35F504B-C6M	3.50" 32 Port ECF Flange Mounted Low Profile Category 6 Feed-Thru Panel, Unshielded Mini-Coupler	387.61	372.11	356.60	CALL
PR175F504B-SC6M	1.75" 16 Port ECF Flange Mounted Low Profile Category 6 Feed-Thru Panel, Shielded Mini-Coupler	245.90	236.06	226.23	CALL
PR35F504B-SC6M	3.50" 32 Port ECF Flange Mounted Low Profile Category 6 Feed-Thru Panel, Shielded Mini-Coupler	456.38	438.12	419.87	CALL
PR175F504B	1.75" Panel, 16 ECF Style Cutouts	44.79	43.00	41.21	CALL
PR35F504B	3.50" Panel, 32 ECF Style Cutouts	67.71	65.00	62.29	CALL

ECF-BLANK	Panel Filler - One Pack	3.08	2.83	2.59	CALL
ECF-BLANK25	Panel Filler - Twenty-Five Pack	26.00	23.92	21.84	CALL
ECF-SK-25	Keystone Adapters - Twenty-Five Pack (Use with Cat3/5/5e/6/6a keystone couplers)	34.93	32.14	29.34	CALL



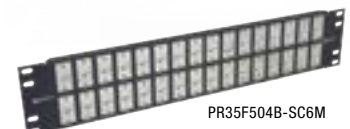
PR175F504B-C5M



PR35F504B-SC5M



PR175F504B-C6M



PR35F504B-SC6M




ECF-BLANK

ECF-SK-25

Tip What is the difference between Category 5e & Category 6 100 Ohm UTP?

The Category 6 standard adopted in mid 2002 extended key parameters over Category 5e specifications. The additional headroom is intended to provide quality transmission at higher data rates required by emerging applications. As the chart indicates, the most prominent difference is the frequency at which the key parameters are measured. The jump from 100 to 250 MHz places a great deal of emphasis on component quality as well as installation techniques. This improvement is commonly noticed by the increased pair twisting and staggering of twisted pairs.




	Category 5e	Category 6
Frequency	100 MHz	250 MHz
Attenuation	22db	19.8db/100M @ 100 MHz 32.8db/100M @ 250 MHz
Return Loss	19db	19db @ 100 MHz 15.6db @ 250 MHz
Delay Skew	45ns	45ns
Near End Crosstalk (NEXT)	35.3db	44.3db @ 100 MHz 38.3db @ 250 MHz
Power Sum Near End Crosstalk (PS-NEXT)	32.3db	42.3db @ 100 MHz 36.3db @ 250 MHz
Equal Level Far End Crosstalk (ELFEXT)	23.8db	27.8db @ 100 MHz 19.8db @ 250 MHz
Power Sum Equal Level Far End Crosstalk (PS-ELFEXT)	20.8db	24.8db @ 100 MHz 16.8db @ 250 MHz




Tip Build Custom Configurations with L-com's Universal Rack Panel System

STEP 1



Start with the Master Rack Panel, UPR35-6B.

STEP 2



Now select a ready made sub-panel that works with your rack panel.

STEP 3



Using a Phillips or Flat screwdriver, install your sub-panels in the master rack panel.

Item #	Description	1-9	10-24	25-99	100+
--------	-------------	-----	-------	-------	------

Universal Master Rack Panel with Six Openings

L-com's Universal Master Rack Series offers installers the ability to customize their installation with different connections within a single rack panel. The Universal Series panels can save time, money and rack space in an installation project. The master panels feature six punched rectangular openings that will accept any of the numerous USP Series sub-panels shown in this catalog. Sub-panel openings are 2.20" x 2.75" (5.6cm x 7.0cm).

UPR35-6B	Master Rack Panel, Black	37.74	36.23	34.72	CALL
UPR-S-KIT	Master Rack Panel with 6 Black Steel Blanks	84.15	80.78	77.42	CALL
UPR-A-KIT	Master Rack Panel with 6 Black Aluminum Blanks	70.12	67.32	64.51	CALL
PR-CMB	Cable Management Bracket Kit for most L-com 19" (48.3cm) Panels Kit Contains: (Qty: 6) Extension Brackets, (Qty: 1) 19" (48.3cm) Crossbar (Qty: 18) Flathead Screws	57.29	55.00	52.71	CALL

Universal Series Blank Sub-Panels

Universal Series blank sub-panels can be used to cover unused openings or may be used to customize a panel assembly. These panels come in 3 different styles for users to choose from: black anodized aluminum, white high impact plastic or black steel. The aluminum and plastic panels offer the easiest option for custom drilling or punching holes. The black steel panels are constructed of sturdy .060 inch (0.2cm) (16 ga) cold rolled steel for durability. Each sub-panel is equipped with four pre-tapped holes to accept the four 6-32 mounting screws which are supplied.

USPB	Universal Steel Blank Sub-Panel, Black	5.67	5.44	5.22	CALL
USP-A	Universal Aluminum Blank Sub-Panel, Black	6.83	6.56	6.28	CALL
USP-P	Universal Plastic Blank Sub-Panel, White	5.67	5.44	5.22	CALL

Universal Series Sub-Panels Featuring Telecom/Network Grade Connections

The Universal sub-panel series offers connections for telecom and network equipment. Choose between Category 3, Category 5e or Category 6 rated connections either shielded or non-shielded. Panel choices offer both feed-thru style couplers and jacks with 110 style punch terminations. Either 2 or 4 connections per panel can be chosen and blank panels are available for further customization. All panels are black steel and come equipped with four pre-tapped holes to accept the four 6-32 mounting screws which are supplied.

USP2ECF4SB	Sub-Panel with 2 ECF Style RJ11 (6x4) Couplers, Straight Wired	19.21	18.44	17.67	CALL
USP2ECF6SB	Sub-Panel with 2 ECF Style RJ12 (6x6) Couplers, Straight Wired	22.31	21.42	20.53	CALL

USP2ECF8SKB	Sub-Panel with 2 ECF Style RJ45K (8x8) Keyed Couplers, Straight Wired	29.08	27.92	26.75	CALL
USP2ECFB4SB	Sub-Panel with 2 ECF Style RJ11 (6x4) Couplers, Straight Wired	22.85	21.94	21.02	CALL
USP2ECFB6SB	Sub-Panel with 2 ECF Style RJ12 (6x6) Couplers, Straight Wired	21.55	20.69	19.83	CALL
USP2ECFB8SKB	Sub-Panel with 2 ECF Style RJ45K (8x8) Keyed Couplers, Straight Wired	25.13	24.12	23.12	CALL

USP2ECF-C3B	Sub-Panel with 2 Category 3 RJ45 (8x8) Couplers	38.16	36.63	35.11	CALL
USP2ECF-SC3B	Sub-Panel with 2 Category 3 RJ45 (8x8) Couplers, Shielded	33.14	31.81	30.49	CALL

USP2MC5BM	Sub-Panel with 2 Category 5e Low Profile Mini-Couplers, RJ45 Straight Thru	20.82	19.99	19.15	CALL
USP4MC5BM	Sub-Panel with 4 Category 5e Low Profile Mini-Couplers, RJ45 Straight Thru	34.37	33.00	31.62	CALL
USP2SMC5BM	Sub-Panel with 2 Category 5e Low Profile Mini-Couplers, RJ45 Straight Thru, Shielded	24.78	23.79	22.80	CALL
USP4SMC5BM	Sub-Panel with 4 Category 5e Low Profile Mini-Couplers, RJ45 Straight Thru, Shielded	42.71	41.00	39.29	CALL
USP2MC6BM	Sub-Panel with 2 Category 6 Low Profile Mini-Couplers, RJ45 Straight Thru	23.95	22.99	22.03	CALL
USP4MC6BM	Sub-Panel with 4 Category 6 Low Profile Mini-Couplers, RJ45 Straight Thru	38.54	37.00	35.46	CALL
USP2SMC6BM	Sub-Panel with 2 Category 6 Low Profile Mini-Couplers, RJ45 Straight Thru, Shielded	27.08	26.00	24.91	CALL
USP4SMC6BM	Sub-Panel with 4 Category 6 Low Profile Mini-Couplers, RJ45 Straight Thru, Shielded	46.87	45.00	43.12	CALL


USP2ECF-C5EBM	Sub-Panel with 2 ECF Kit Category 5e Low Profile Mini-Couplers, RJ45, Unshielded	26.03	24.99	23.95	CALL
USP2ECF-SC5EBM	Sub-Panel with 2 ECF Kit Category 5e Low Profile Mini-Couplers, RJ45, Shielded	31.24	29.99	28.74	CALL
USP2ECF-C6BM	Sub-Panel with 2 ECF Kit Category 6 Low Profile Mini-Couplers, RJ45, Unshielded	28.12	27.00	25.87	CALL
USP2ECF-SC6BM	Sub-Panel with 2 ECF Kit Category 6 Low Profile Mini-Couplers, RJ45, Shielded	32.29	31.00	29.71	CALL
USP2KC-R5EB	Sub-Panel with 2 Category 5e Right Angle Keystone Couplers	36.58	35.12	33.65	CALL
USP2KCS-R5EB	Sub-Panel with 2 Category 5e Right Angle Keystone Couplers, Shielded	42.30	40.61	38.92	CALL
USP4KC-R5EB	Sub-Panel with 4 Category 5e Right Angle Keystone Couplers	64.05	61.49	58.93	CALL
USP4KCS-R5EB	Sub-Panel with 4 Category 5e Right Angle Keystone Couplers, Shielded	74.34	71.37	68.39	CALL

USP238B	Blank Sub-Panel with 2 Keystone Openings, Pre-Punched	7.97	7.65	7.33	CALL
USP231B	Blank Sub-Panel with 4 Keystone Openings, Pre-Punched	7.97	7.65	7.33	CALL
USP229B	Blank Sub-Panel with 2 ECF Style Openings, Pre-Punched	7.97	7.65	7.33	CALL

Universal Series Sub-Panel Mounted Cable D-Ring

A D-Ring style cable manager mounted to a sub-panel allows a convenient way to secure cables on the rack panel.


USP-CM134B	Sub-Panel Mounted Cable D-Ring	21.70	20.83	19.96	CALL
------------	--------------------------------	-------	-------	-------	------



Item #	Description	Color	1-9	10-24	25-99	100+
Deluxe Panel Mounted Modular Couplers, 30 Microinches (0.762µm) Gold						
These straight and cross wired modular couplers are available exclusively from L-com. Six different configurations all fit into the same 0.675" (1.7cm) x 0.900" (2.3cm) rectangular opening. Wire contacts have 30 microinch (0.762µm) gold plating for multiple insertions. Plastic is 94V-0 rated. Flange accepts #4 or #5 mounting screws to be purchased separately. Category 3 rated.						
ECF5044C-IV	Modular Coupler, RJ11 (6x4), Crossed, 30µ (0.762µm)	Ivory	4.27	4.18	4.01	CALL
ECF5046C-IV	Modular Coupler, RJ12 (6x6), Crossed, 30µ (0.762µm)	Ivory	4.59	4.50	4.31	CALL
ECF5044S-IV	Modular Coupler, RJ11 (6x4), Straight, 30µ (0.762µm)	Ivory	4.27	4.18	4.01	CALL
ECF5046S-IV	Modular Coupler, RJ12 (6x6), Straight, 30µ (0.762µm)	Ivory	4.59	4.50	4.31	CALL
ECF5048SK-IV	Modular Coupler, RJ45 (8x8K), Straight, 30µ (0.762µm)	Ivory	5.89	5.77	5.54	CALL
ECF440	Machine Screws, 4-40 x 5/16", Pkg/100		8.90	8.19	7.48	CALL

ECF504 Series

Network Rating: Category 3
Color: Ivory
Gold Plating: 30 microinches
Flammability Rating: 94V-0



ECJ504 Series Rear View

ECJ504 Series Front View

Color: Ivory
Gold Plating: 30 microinches
Flammability Rating: 94V-0

ECF504B Series

Network Rating: Category 3
Color: Black
Gold Plating: 50 microinches
Flammability Rating: 94V-0



Deluxe Panel Mounted Modular Jacks - 10" Wire Leads, 30 Microinches (0.762µm) Gold

One difficulty in using modular jacks is the mounting problem on a panel. L-com's solution to this problem is providing a flange that mounts with two screws in a 0.675" (1.7cm) x 0.900" (2.3cm) rectangular opening. Choice of RJ11/12 (6x6) or RJ45 (8x8K) usable with keyed or non-keyed plugs. Custom versions of other jack types considered in quantities of 500/up. Mounting screws must be purchased separately.

ECJ5046-IV	Modular Panel Jack, RJ12 (6x6)/Wires, 30µ	Ivory	4.69	4.60	4.41	CALL
ECJ5048-L	Modular Panel Jack, RJ45K (8x8K)/Wires, 30µ	Ivory	5.13	5.03	4.82	CALL
ECF440	Machine Screws, 4-40 x 5/16", Pkg/100		8.90	8.19	7.48	CALL

Deluxe Panel Mounted Couplers, 50 Microinches (1.27µm) Gold

These couplers are similar to the ECF504 Series with two changes. The molding has been changed to a black color for applications when ivory is not wanted. Also, the contacts have 50 microinches (1.27µm) of gold for superior mating with modular plugs. Mounting screws must be purchased separately. Category 3 rated.

ECF5044S-BK	Modular Coupler, RJ11 (6x4), Straight, 50µ (1.27µm)	Black	4.59	4.50	4.31	CALL
ECF5046S-BK	Modular Coupler, RJ12 (6x6), Straight, 50µ (1.27µm)	Black	4.81	4.71	4.52	CALL
ECF5048SK-BK	Modular Coupler, RJ45K (8x8K), Straight, 50µ (1.27µm)	Black	5.89	5.77	5.54	CALL
ECF440	Machine Screws, 4-40 x 5/16", Pkg/100		8.90	8.19	7.48	CALL

19" (48.3cm) Modular Patch Panels - Equipped with 16 or 32 ECF504B Modular Couplers

These panels utilize the ECF504B couplers with 50 microinch (1.27µm) plating. 16 and 32 port available. Straight thru pinned only.

PR175F504B-4S	1.75" (4.4cm) 16 Port Panel RJ11 (6x4), Straight-Thru	Black	134.35	128.98	123.60	CALL
PR175F504B-6S	1.75" (4.4cm) 16 Port Panel RJ12 (6x6), Straight-Thru	Black	148.93	142.97	137.02	CALL
PR175F504B-8SK	1.75" (4.4cm) 16 Port Panel RJ45 (8x8), Straight, Keyed	Black	133.56	128.22	122.88	CALL
PR35F504B-4S	3.50" (8.9cm) 32 Port Panel RJ11 (6x4), Straight-Thru	Black	192.94	185.22	177.50	CALL
PR35F504B-6S	3.50" (8.9cm) 32 Port Panel RJ12 (6x6), Straight-Thru	Black	172.71	165.80	158.89	CALL
PR35F504B-8SK	3.50" (8.9cm) 32 Port Panel RJ45 (8x8), Straight, Keyed	Black	252.33	242.24	232.14	CALL

PR175F504B-6S

PR35F504B-6S

PR175F504B-4S

PR35F504B-4S

PR175UT568

PR35UT568

PR175C5E-16M

PR35C5E-32SM

PR175C6-16SM

PR35C6-32SM

How Rack Spaces and Sizes are Measured

1 Rack Space = 1.75" (4.4cm)

2 Rack Spaces = 3.5" (8.9cm)

Racks are a great way to neaten up wiring closets and labs. Network equipment and rack panels usually come in 1.75" (4.4cm), 3.5" (8.9cm) and 5.25" (13.3cm) heights. (1, 2 and 3 rack spaces).

Premium Keystone Style - 16 and 32 Port Feed-Thru Modular Panels, Category 5e Rated

These 19" (48.3cm) rack panels utilize the UJ5T568 and UJ5T568S couplers. 16 and 32 port versions available in shielded and unshielded configurations. Category 5e rated.

PR175UT568	1.75" (4.4cm) 16 Port Cat5e Feed-Thru Panel, Unshielded	Black	232.36	223.07	213.77	CALL
PR175UT568S	1.75" (4.4cm) 16 Port Cat5e Feed-Thru Panel, Shielded	Black	275.06	264.06	253.06	CALL
PR35UT568	3.50" (8.9cm) 32 Port Cat5e Feed-Thru Panel, Unshielded	Black	387.36	371.87	356.37	CALL
PR35UT568S	3.50" (8.9cm) 32 Port Cat5e Feed-Thru Panel, Shielded	Black	431.84	414.57	397.29	CALL

Keystone Style - 16 and 32 Port Feed-Thru Modular Panels - Category 5e and 6 Rated

High speed network patching is made easy with L-com's keystone patch panels. L-com's unique straight and offset low-profile keystone couplers are pre-installed into standard 19" rack panels providing an easy method for coupling up to 16 or 32 category 5E grade patch cables on a rack. Panels have a black powder coat finish for durability and each port is numbered to simplify cable organization and tracking. Both shielded and non-shielded versions are offered to fit individual applications.

PR175C5E-16M	1.75" 16 Port Low Profile Straight Category 5e Feed-Thru Panel, Unshielded Mini-Coupler	142.74	137.03	131.32	CALL
PR35C5E-32M	3.50" 32 Port Low Profile Straight Category 5e Feed-Thru Panel, Unshielded Mini-Coupler	260.48	250.06	239.64	CALL
PR175C5E-16SM	1.75" 16 Port Low Profile Straight Category 5e Feed-Thru Panel, Shielded Mini-Coupler	174.00	167.04	160.08	CALL
PR35C5E-32SM	3.50" 32 Port Low Profile Straight Category 5e Feed-Thru Panel, Shielded Mini-Coupler	324.05	311.09	298.13	CALL
PR175C6-16M	1.75" 16 Port Low Profile Category 6 Feed-Thru Panel, Unshielded Mini-Coupler	159.41	153.03	146.66	CALL
PR35C6-32M	3.50" 32 Port Low Profile Category 6 Feed-Thru Panel, Unshielded Mini-Coupler	294.87	283.08	271.28	CALL
PR175C6-16SM	1.75" 16 Port Low Profile Category 6 Feed-Thru Panel, Shielded Mini-Coupler	191.71	184.04	176.37	CALL
PR35C6-32SM	3.50" 32 Port Low Profile Category 6 Feed-Thru Panel, Shielded Mini-Coupler	358.43	344.09	329.76	CALL
PR175UJ16B	1.75" Blank Panel Accepts 16 Keystone Couplers	29.16	27.99	26.83	CALL
PR35UT568B	3.50" Blank Panel Accepts 32 Keystone Couplers	36.45	34.99	33.53	CALL

Right Angle Keystone Style - 16 and 32 Port Feed-Thru Modular Panels - Category 5e Rated

Unique, high speed network patching is made easy with L-com's right angle Keystone coupler patch panels. L-com's low-profile, 90 degree Keystone couplers are pre-installed into standard 19" rack panels, providing an easy method for addressing tight fit applications. These couplers offer a true 90 Degree exit from the cable entry point.

PR175R5E-16	1.75" (4.4cm) 16 Port, RA, Cat5e Feed-Thru Panel, Unshielded	Black	204.02	195.86	187.70	CALL
PR175R5E-16	1.75" (4.4cm) 16 Port, RA, Cat5e Feed-Thru Panel, Shielded	Black	238.03	228.51	218.99	CALL
PR35R5E-32	3.50" (8.9cm) 32 Port, RA, Cat5e Feed-Thru Panel, Unshielded	Black	284.05	272.69	261.33	CALL
PR35R5E-32	3.50" (8.9cm) 32 Port, RA, Cat5e Feed-Thru Panel, Shielded	Black	315.55	302.93	290.31	CALL

RJ45 Coupler Overview

Online Video

L-com.com/Videos/A29

Exclusive



TDG1026KC-R5E TDG1026KC-R5E Bottom/Back View



TDG1026KCS-R5E Bottom/Front View



ECF504-C3 ECF504-SC3



ECF504-C5 ECF504-SC5E
ECF504-C6 ECF504-SC6A



ECF504-C6 ECF504-SC6A



ECF504-C5-MINI ECF504-SC5E-MINI
ECF504-C6-MINI ECF504-SC6A-MINI



TDG1026KC5-MINI TDG1026KS-C5E-MINI
TDG1026KC6-MINI TDG1026KS-C6-MINI



TDG1026KC5-MNL TDG1026KS-C5E-MNL
TDG1026KC6-MNL TDG1026KS-C6-MNL

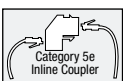


TDG1026KC6-MINI TDG1026KS-C6-MINI




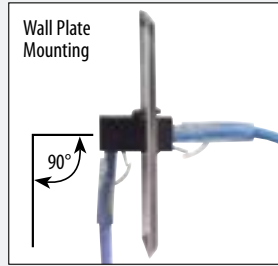
UJ5T568 (Unshielded) UJ5T568S (Shielded)

Network Rating: Category 5e
Color: Black or Silver
Gold Plating: 50 microinches
Flammability Rating: 94V-0



Tip Using L-com's right angle Cat5e coupler

The unique design of the L-com TDG1026KC-R5E right angle Cat5e coupler allows for cable connectivity in tight fit/confined space applications found with premise wiring installations involving wall plates and with MDF and IDF applications where patch panel depth is limited.



Item #	Description	1-9	10-24	25-99	100+
--------	-------------	-----	-------	-------	------

L-com's Exclusive Right Angle Category 5e Keystone Couplers

An exclusive product design from L-com, these right angle Category 5e couplers offer true 90° connectivity and meet Category 5e standards. These unique right angle keystone couplers were designed to address tight fit applications commonly seen with wall plates and some patch panel designs. These robust right angle Category 5e couplers fit standard .765" (0.3cm) x .585" (0.2cm) keystone openings and can be used for myriad voice, video and data applications.

Right Angle Category 5e Keystone Couplers

TDG1026KC-R5E	Category 5e Unshielded RJ45 (8x8) Right Angle Keystone Coupler	9.96	9.16	8.37	CALL
TDG1026KCS-R5E	Category 5e Shielded RJ45 (8x8) Right Angle Keystone Coupler	12.21	11.23	10.26	CALL

Premium Panel Mounted Modular Coupler Kits - Category 3, 5e and 6 - Shielded and Unshielded

These unique coupler kits allow panel mounting in virtually any panel thickness. A solid die-cast metal mounting frame provides secure mounting and reliable grounding. Kits include a snap-in coupler, mounting frame and two 4-40 machine screws.

ECF504-C3	Category 3 Unshielded RJ45 (8x8) Deluxe Panel Coupler Kit	5.88	5.41	4.94	CALL
ECF504-SC3	Category 3 Shielded RJ45 (8x8) Deluxe Panel Coupler Kit	10.45	9.61	8.78	CALL

ECF504-C5	Category 5e Unshielded RJ45 (8x8) Deluxe Panel Coupler Kit	8.69	7.99	7.30	CALL
ECF504-SC5E	Category 5e Shielded RJ45 (8x8) Deluxe Panel Coupler Kit	11.62	10.69	9.76	CALL

ECF504-C6	Category 6 Unshielded RJ45 (8x8) Deluxe Panel Coupler Kit	9.87	9.08	8.29	CALL
ECF504-SC6	Category 6 Shielded RJ45 (8x8) Deluxe Panel Coupler Kit	12.08	11.11	10.15	CALL
ECF504-C6A	Category 6a Unshielded RJ45 (8x8) Deluxe Panel Coupler Kit	15.12	13.91	12.70	CALL
ECF504-SC6A	Category 6a Shielded RJ45 (8x8) Deluxe Panel Coupler Kit	18.43	16.96	15.48	CALL

Premium Panel Mounted Mini Coupler Kits - Category 5e and Category 6, Shielded and Unshielded

L-com's best selling RJ45 (8x8) couplers are now available in a shorter, smaller and lighter size with the same reliable performance you have come to expect.

ECF504-C5-MINI	Category 5e Unshielded RJ45 (8x8) Deluxe Panel Mini Coupler Kit	9.67	8.90	8.12	CALL
ECF504-SC5E-MINI	Category 5e Shielded RJ45 (8x8) Deluxe Panel Mini Coupler Kit	12.53	11.53	10.53	CALL

ECF504-C6-MINI	Category 6 Unshielded RJ45 (8x8) Deluxe Panel Mini Coupler Kit	10.82	9.95	9.09	CALL
ECF504-SC6-MINI	Category 6 Shielded RJ45 (8x8) Deluxe Panel Mini Coupler Kit	13.10	12.05	11.00	CALL

RJ45 (8x8) Mini Keystone and In-line Feed-Thru Couplers - Shielded and Unshielded, Category 5e and 6

At less than 1 inch in length, L-com's Mini Couplers are the smallest, lightest way to couple two Ethernet cables. Mini couplers utilize two RJ45 (8x8) jacks. Keystone style fits in standard keystone openings and in-line style is the most economical way to couple two Ethernet cables.

TDG1026KC5-MINI	Category 5e Unshielded RJ45 (8x8) Keystone Feed-thru Mini Coupler	6.76	6.22	5.68	CALL
TDG1026KC5-MNL	Category 5e Unshielded RJ45 (8x8) In-line Feed-thru Mini Coupler	6.21	5.71	5.22	CALL

TDG1026KS-C5E-MINI	Category 5e Shielded RJ45 (8x8) Keystone Feed-thru Mini Coupler	8.79	8.09	7.38	CALL
TDG1026KS-C5E-MNL	Category 5e Shielded RJ45 (8x8) In-line Feed-thru Mini Coupler	8.25	7.59	6.93	CALL

TDG1026KC6-MINI	Category 6 Unshielded RJ45 (8x8) Keystone Feed-thru Mini Coupler	7.87	7.24	6.61	CALL
TDG1026KC6-MNL	Category 6 Unshielded RJ45 (8x8) In-line Feed-thru Mini Coupler	7.31	6.73	6.14	CALL

TDG1026KS-C6-MINI	Category 6 Shielded RJ45 (8x8) Keystone Feed-thru Mini Coupler	9.89	9.10	8.31	CALL
TDG1026KS-C6-MNL	Category 6 Shielded RJ45 (8x8) In-line Feed-thru Mini Coupler	9.34	8.59	7.85	CALL

RJ45 (8x8) Keystone Feed-Thru Couplers - Shielded and Unshielded Category 3, 5e, 6 and 6a

These couplers utilize two RJ45 (8x8) modular jacks and fit into a standard keystone style opening. A slim housing design permits high density mounting. Couplers listed include Category 3, Category 5e, Category 6 and Category 6a performance ratings in both shielded and unshielded versions. Connector housings enclosed within a fully stamped shielding. Designed to work with EIA/TIA 568A and B wiring.

TDG1026KC3	Category 3 Unshielded RJ45 (8x8) Keystone Feed-thru Coupler	2.73	2.51	2.29	CALL
TDG1026KS-8P	Category 3 Shielded RJ45 (8x8) Keystone Feed-thru Coupler	6.34	5.83	5.33	CALL

TDG1026KC5	Category 5e Unshielded RJ45 (8x8) Keystone Feed-thru Coupler	6.02	5.54	5.06	CALL
TDG1026KS-C5E	Category 5e Shielded RJ45 (8x8) Keystone Feed-thru Coupler	8.14	7.49	6.84	CALL

TDG1026KC6	Category 6 Unshielded RJ45 (8x8) Keystone Feed-thru Coupler	7.19	6.61	6.04	CALL
TDG1026KS-C6	Category 6 Shielded RJ45 (8x8) Keystone Feed-thru Coupler	9.34	8.59	7.85	CALL


TDG1026KC6A	Category 6a Unshielded RJ45 (8x8) Keystone Feed-thru Coupler	9.37	8.62	7.87	CALL
TDG1026KS-C6A	Category 6a Shielded RJ45 (8x8) Keystone Feed-thru Coupler	11.66	10.73	9.79	CALL

Premium Keystone Style RJ45 (8x8) Feed-Thru Modular Couplers - Category 5e Rated

Two Category 5e feed-thru modular couplers for mating EIA568 A or B Category 5e connections. In both shielded and unshielded versions, this unique offset design maintains Category 5e performance and limits depth to only 1.25" (0.5cm). Designed to mate with keystone style holes.

UJ5T568	Modular Coupler, Cat5e RJ45 (8x8), Unshielded	11.73	10.79	9.85	CALL
UJ5T568S	Modular Coupler, Cat5e RJ45 (8x8), Shielded	14.67	13.50	12.32	CALL

Types of Shielded Cabling



Item #	Description	Color	List Price
--------	-------------	-------	------------

Category 5e PUR Double Shielded Industrial Ethernet Bulk Cable

The TFCPUR5730 is perfect for Industrial Ethernet applications where high EMI/RFI is present. This rugged cable features foil and braid shielding as well as a PUR jacket that stands up to UV exposure and oil based lubricants.

TFCPUR5730	Category 5e, Double Shielded, PUR 4-pr. Stranded, 26 AWG, 1,000ft (305m) Reel	Black	1203.34
------------	---	-------	---------

Category 5e Unshielded Continuous Hi-Flex Outdoor and Industrial Ethernet Bulk Cable

The TC57 series is designed for extreme Hi-flex or continuous motion Ethernet applications. The cables have been tested to 10 million flex cycles. Available with an outdoor PUR jacket or an industrial, outdoor TPE jacket.

TC5700	Category 5e 4-pr. Hi-Flex, 24 AWG Stranded Outdoor PUR 1,000ft (304.8m) Reel	Black	746.87
TC5750	Category 5e 4-pr. Hi-Flex, 24 AWG Stranded CMX Rated Industrial Outdoor TPE 1,000ft (304.8m) Reel	Black	766.87

Category 5e Braid Shielded Continuous Hi-Flex Oil Resistant Industrial Ethernet Halogen-Free PUR Bulk Cable

With a Halogen-Free PUR jacket, this Hi-Flex cable will not breakdown when exposed to oil based lubricants making it ideal for robotic control systems on the factory floor and a braided shield keeps EMI and RFI interference minimized.

TFCHF2004	Category 5e Braid Shielded, 4-pr. Stranded Extreme Hi-Flex, 26 AWG, 1,000ft (304.8m) Reel	Teal	3728.86
-----------	---	------	---------

Category 5e Shielded Continuous Hi-Flex Oil Resistant Industrial Ethernet Bulk Cable

Designed for environments where ordinary cables fail, these exclusive ultra flexible Category 5e shielded bulk cables are built to take a beating. These Hi-Flex cables will not breakdown when exposed to oil based lubricants making them ideal for robotic control systems on the factory floor. Our cables are tested to 10 Million flex cycles (20 X cable O.D. min radius).

TFDL5025	Category 5e Double Shielded, 2-pr. Stranded CMX Rated Hi-Flex, 24 AWG, 1,000ft (304.8m) Reel	Teal	915.02
TFDL5088	Category 5e, Double Shielded, 4-pr. Stranded CMX Rated Hi-Flex, 26 AWG, 1,000ft (304.8m) Reel	Teal	1471.15
TFDL5090	Category 5e, Double Shielded, 4-pr. Stranded CMX Rated Hi-Flex, 24 AWG, 1,000ft (304.8m) Reel	Teal	1224.51
TFCLS2005	Category 5e Shielded, 4-pr. Stranded Extreme Hi-Flex, 26 AWG, 1,000ft (304.8m) Reel	Teal	1904.86

Category Rated UV Resistant Bulk Cable - Ethernet Grade Cable for Outdoor Usage

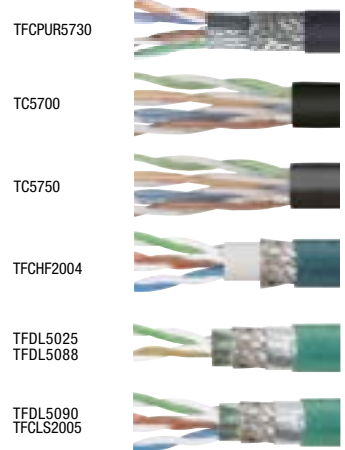
Protect Ethernet runs outside with L-com's outdoor Category rated cables. Featuring moisture and UV resistant PE or TPE jackets, outdoor runs are protected from damage caused by water and sunlight. Some options are even direct burial capable and gel-less designs are appropriate for cell tower runs. Most cables are solid conductor for easy termination into IDC and punch-down connectors and are excellent for passing PoE.

CA-5EF4-R1K	Category 5e Unshielded 24AWG Solid Flooded Outdoor PE Jacket 1KFT	Black	140.48
TOAC2004	Category 5e Unshielded 24AWG Solid Gel-filled Outdoor PE Jacket 1KFT	Black	376.52
CASN4-REEL	Category 5e Unshielded 24AWG Solid Flooded Direct Burial Outdoor PE Jacket 1KFT	Black	345.50
TOAC5-BLK	Category 5e Unshielded 24AWG Solid Aerial Messenger Outdoor PE CMX Jacket 1KFT	Black	287.67
TFAC5-BLK	Category 5e Shielded 24AWG Solid Aerial Messenger Outdoor PE CMX Jacket 1KFT	Black	377.78
TOBC2004	Category 5e Unshielded 24AWG Solid Gel-filled Armored Direct Burial Outdoor PE Jacket 1KFT	Black	798.06
TOFC5-BLK	Category 5e Shielded 24AWG Solid Direct Burial Tower Run Outdoor PE CMX Jacket 1KFT	Black	237.78
TOFDLCS-BLK	Category 5e Shielded 24AWG Solid LSZH Direct Burial Outdoor CMX Jacket 1KFT	Black	229.72
TFC5734	Category 5e Double Shielded 26AWG Stranded TPE CMX Jacket 1KFT	Black	879.70
TOBC5-25-BLK	Category 5e Unshielded 25pair 24AWG Solid Flooded Direct Burial Outdoor PE Jacket 1KFT	Black	1560.00


TOAC2005	Category 6 Unshielded 24AWG Solid Gel-filled Outdoor PE Jacket 1KFT	Black	580.99
TOC35911	Category 6 Unshielded 23AWG Solid Gel-filled Outdoor PE Jacket 1KFT	Black	379.95
TOFC6-BLK	Category 6 Shielded 23AWG Solid Direct Burial Tower Run Outdoor PE Jacket 1KFT	Black	287.98
TOAC6-BLK	Category 6 Unshielded 23AWG Solid Aerial Messenger PE CMX Jacket 1KFT	Black	411.11
TFAC6-BLK	Category 6 Shielded 23AWG Solid Aerial Messenger PE CMX Jacket 1KFT	Black	488.89

TOC6A-BLK	Category 6a Unshielded 23AWG Solid Outdoor PE CMX Jacket 1KFT	Black	333.80
TOFC6A-BLK	Category 6a Shielded 23AWG Solid Direct Burial Tower Run Outdoor PE Jacket 1KFT	Black	347.33


Industrial Category 5e




Outdoor Category 5e



Outdoor Category 6



Outdoor Category 6a



Tip *What is the difference in flammability ratings?*

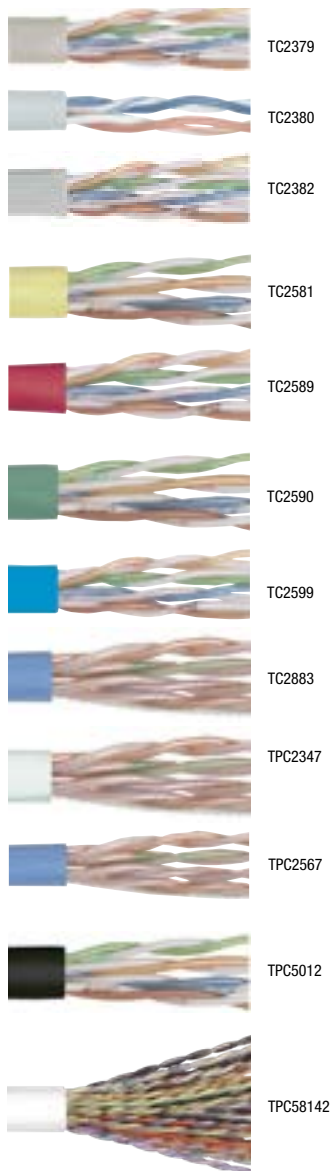
Online Video

L-com.com/Videos/A20


Shown below is a comparison between NEC® National Electrical Code articles and the corresponding UL® Underwriters Laboratories test methods. Be sure to consult your local electrical inspector for guidance on current code requirements.

PLENUM	RISER	GENERAL PURPOSE	RESIDENTIAL
<ul style="list-style-type: none"> • Highest flame resistance • Suitable for use in areas designated as plenums • UL-910 Steiner tunnel flame test 	<ul style="list-style-type: none"> • Suitable for vertical installation between building floors • NEC Communications Cable Code: CMR 	<ul style="list-style-type: none"> • Used in broad applications • NEC Communications Cable Code: CMG • UL-1581 Vertical try flame test 	<ul style="list-style-type: none"> • Lowest flame resistance • NEC Communications Cable Code: CMX • UL-1581 VW-1 Vertical flame test

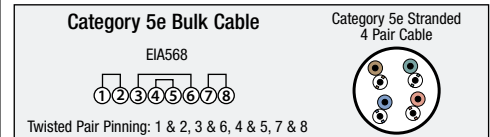
Category 5e



Category 5e to 100 MHz - Hi-Speed UTP for LAN and Emerging Applications



Unshielded twisted pair has become the cabling of choice in voice and data applications. Low cost and easy installation are driving popularity. As new higher speed applications emerge, higher performance from cabling systems is required. Category 5e performance requirements add margin over existing Category 5 specifications to support more robust, bi-directional signaling schemes over all four pairs. Applications supported include: 10Base-T, 100Base-T, 100Base-TX, 1000Base-T, 1000Base-VG-Any-LAN, 155Mbps ATM and a number of emerging multimedia applications.




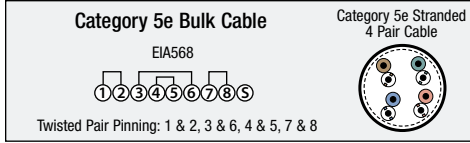
FREQUENCY	NEAR END CROSSTALK (NEXT)	POWER SUM NEXT LOSS	EQUAL LEVEL FAR END CROSSTALK (EFLX)	POWER SUM EFLX	RETURN LOSS	ATTENUATION	IMPEDANCE
4 MHz	56.3 db	53.3 db	51.7 db	48.7 db	23 db	4.1 db	100 Ohms ± 15 Ohms
10 MHz	50.3 db	47.3 db	43.8 db	40.8 db	25 db	6.5 db	100 Ohms ± 15 Ohms
20 MHz	45.8 db	42.8 db	37.7 db	34.7 db	25 db	9.3 db	100 Ohms ± 15 Ohms
100 MHz	35.3 db	32.3 db	23.8 db	20.8 db	20.1 db	22 db	100 Ohms ± 15 Ohms

This table refers to the electrical specifications of TC2379, other Category 5e cabling is similar.


Item #	Description	Color	List Price
TC2379	Category 5e, PVC Bulk, 1,000ft (304.8m) Box, 4 Pr. Solid	Beige	121.98
TC2380	Category 5e, PVC Bulk, 1,000ft (304.8m) Reel, 2 Pr. Stranded	Beige	209.04
TC2382	Category 5e, PVC Bulk, 1,000ft (304.8m) Reel, 4 Pr. Stranded	Gray	261.61
TC2581	Category 5e, PVC Bulk, 1,000ft (304.8m) Reel, 4 Pr. Stranded	Yellow	261.61
TC2589	Category 5e, PVC Bulk, 1,000ft (304.8m) Reel, 4 Pr. Stranded	Red	261.63
TC2590	Category 5e, PVC Bulk, 1,000ft (304.8m) Reel, 4 Pr. Stranded	Green	261.61
TC2599	Category 5e, PVC Bulk, 1,000ft (304.8m) Reel, 4 Pr. Stranded	Blue	261.61
TC2881	Category 5e, PVC Bulk, 1,000ft (304.8m) Box, 4 Pr. Solid	White	121.98
TC2883	Category 5e, PVC Bulk, 1,000ft (304.8m) Box, 4 Pr. Solid	Blue	121.98
TPC2347	Category 5e, Plenum Bulk, 1,000ft (304.8m) Box, 4 Pr. Solid	White	248.47
TPC2539	Category 5e, Plenum Bulk, 1,000ft (304.8m) Box, 4 Pr. Solid	Green	248.47
TPC2567	Category 5e, Plenum Bulk, 1,000ft (304.8m) Box, 4 Pr. Solid	Blue	248.47
TPC2644	Category 5e, Plenum Bulk, 1,000ft (304.8m) Box, 4 Pr. Solid	Gray	204.07
TPC2820	Category 5e, Plenum Bulk, 1,000ft (304.8m) Box, 4 Pr. Solid	Yellow	238.91
TPC5012	Category 5e, Plenum Bulk, 1,000ft (304.8m) Box, 4 Pr. Solid	Black	248.47
TPC58142	Category 5e, Plenum Bulk, 1,000ft (304.8m) Reel, 25 Pr. Solid	White	989.85

Shielded F (UTP) 5e to 100 MHz Bulk Cable - Help Suppress Noise in Networks - 2 and 4 Pair

Screened (shielded) twisted pair is ideal for use in environments where EMI/RFI is a concern. A foil wrap with a drain wire protects signals from external noise. Available in stranded 26 AWG conductor with PVC and Low Smoke Zero Halogen jackets. Double shielded (foil + braid) 24 AWG solid is now available for use where extra noise protection is required. Plenum version is 24 AWG solid conductor. Sold in 1000' (304.8m) spools.



Screened Category 5e



Item #	Description	Color	List Price
--------	-------------	-------	------------

Category 5e PVC Bulk Cable with Foil Shield

TFC2002	Category 5e Shielded, 2-pr. Stranded PVC 26 AWG, 1,000ft (304.8m) Reel	Beige	379.93
TFC2004	Category 5e Shielded, 4-pr. Stranded PVC 26 AWG, 1,000ft (304.8m) Reel	Lt. Gray	315.97
TFC2006	Category 5e Shielded, 4-pr. Stranded PVC 26 AWG, 1,000ft (304.8m) Reel	Red	315.97
TFC2900	Category 5e Shielded, 4-pr. Stranded PVC 26 AWG, 1,000ft (304.8m) Reel	Black	315.99
TFC2901	Category 5e Shielded, 4-pr. Stranded PVC 26 AWG, 1,000ft (304.8m) Reel	Brown	324.43
TFC2903	Category 5e Shielded, 4-pr. Stranded PVC 26 AWG, 1,000ft (304.8m) Reel	Orange	324.43
TFC2904	Category 5e Shielded, 4-pr. Stranded PVC 26 AWG, 1,000ft (304.8m) Reel	Yellow	324.43
TFC2905	Category 5e Shielded, 4-pr. Stranded PVC 26 AWG, 1,000ft (304.8m) Reel	Green	324.43
TFC2906	Category 5e Shielded, 4-pr. Stranded PVC 26 AWG, 1,000ft (304.8m) Reel	Blue	324.43
TFC2907	Category 5e Shielded, 4-pr. Stranded PVC 26 AWG, 1,000ft (304.8m) Reel	Violet	324.43
TFC2908	Category 5e Shielded, 4-pr. Stranded PVC 26 AWG, 1,000ft (304.8m) Reel	Gray	324.43
TFC2909	Category 5e Shielded, 4-pr. Stranded PVC 26 AWG, 1,000ft (304.8m) Reel	White	314.75
TFC2070	Category 5e Shielded, 4-pr. Solid PVC 24 AWG, 1,000ft (304.8m) Reel	Blue	245.57

Category 5e Plenum Bulk Cable with Foil Shield

TFPC2648	Category 5e, 4-pr. Solid Plenum, 1,000ft (304.8m) Reel	Blue	453.74
TFPC5001	Category 5e, 4-pr. Solid Plenum, 1,000ft (304.8m) Reel	White	514.46

Category 5e PVC Bulk Cable with Foil + Braid Shielding

TFSC2004	Category 5e Shielded, 4-pr. Solid PVC 24 AWG, 1,000ft (304.8m) Reel	Gray	442.54
----------	---	------	--------


Category 5e Low Smoke Zero Halogen Bulk Cable with Foil Shield

TFCLS2004	Category 5e Shielded, 4-pr. Stranded LSZH, 1,000ft (304.8m) Reel	Black	553.15
-----------	--	-------	--------

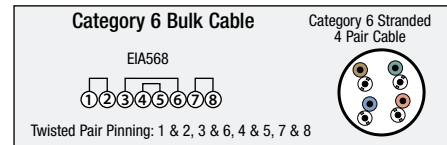
Category 5e Low Smoke Zero Halogen Bulk Cable with Foil + Braid Shielding

TFDL2004	Category 5e Shielded, 4-pr. Stranded LSZH 26 AWG, 1,000ft (304.8m) Reel	Gray	576.24
TFDL2005	Category 5e Shielded, 4-pr. Stranded LSZH 26 AWG, 1,000ft (304.8m) Reel	Black	585.77
TFDL2006	Category 5e Shielded, 4-pr. Stranded LSZH 26 AWG, 1,000ft (304.8m) Reel	Red	649.69
TFDL2104	Category 5e Shielded, 4-pr. Solid LSZH 24 AWG, 1,000ft (304.8m) Reel	Lt. Gray	483.14
TFDL2105	Category 5e Shielded, 4-pr. Solid LSZH 24 AWG, 1,000ft (304.8m) Reel	Black	514.46
TFDL2106	Category 5e Shielded, 4-pr. Solid LSZH 24 AWG, 1,000ft (304.8m) Reel	Red	514.46

Category 6 to 250 MHz UTP Bulk Cable - Maximum Performance for LAN Environments



Maximize performance in your next cabling project with L-com's Category 6 twisted pair cabling. Designed for today's hi-speed gigabit networks. This series is EIA568 color-coded for compatibility with standard installations. Solid conductors terminate easily into standard IDC connectors and panels. Designed to exceed EIA568B standards, this cable will easily handle Gigabit Ethernet applications.



FREQUENCY	NEAR END CROSSTALK (NEXT)	POWER SUM NEXT LOSS	EQUAL LEVEL FAR END CROSSTALK (EFEXT)	POWER SUM EFEXT	INSERTION LOSS	ATTENUATION	IMPEDANCE
4 MHz	65.3 db	63.3 db	55.8 db	52.8 db	3.8 db	3.8 db	100 Ohms ± 15 Ohms
10 MHz	59.3 db	57.3 db	47.8 db	44.8 db	6.0 db	6.0 db	100 Ohms ± 15 Ohms
20 MHz	54.8 db	52.8 db	41.8 db	38.8 db	8.5 db	8.6 db	100 Ohms ± 15 Ohms
100 MHz	44.3 db	42.3 db	27.8 db	24.8 db	19.8 db	20.2 db	100 Ohms ± 15 Ohms
250 MHz	38.3 db	36.3 db	19.8 db	16.8 db	32.8 db	33.8 db	100 Ohms ± 15 Ohms


This table refers to the electrical specifications of TPC2756, other Category 6 cabling is similar.

Item #	Description	Color	List Price
--------	-------------	-------	------------

TC5050	Category 6, PVC, 1,000ft (304.8m) Reel, 4 Pr. Stranded	Blue	283.64
TPC2756	Category 6, Plenum, 1,000R (304.8m) Pull Box, 4 Pr. Solid	Blue	393.08

TC628-BL	Category 6, UTP PVC, 1,000ft (304.8m) Reel, 4 Pr. Stranded, 28 AWG Slim-line	Blue	251.12
TC628LS-BLU	Category 6, UTP Dual Rated CM-LSZH, 1,000ft (304.8m) Reel, 4 Pr. Stranded, 28 AWG Slim-line	Blue	380.00
TFC628P-BLU	Category 6, F/UTP High-Temp +105°C CMP, 1,000ft (304.8m) Reel, 4 Pr. Stranded, 28 AWG Slim-line	Blue	741.38

Category 6



Category 6 Hi-Speed



TFC2930



TFC2932



TFC2934



TFC2936



TFC2940



TFC6101



TFCLS6001

Category 6a High Performance



TFC2946



TFC2947



TFC2948



TFC628A-BL



TFC628ALS-BLU



TFC628AP-BLU



TFCLS6005-RED



TFCLS6005-BLK



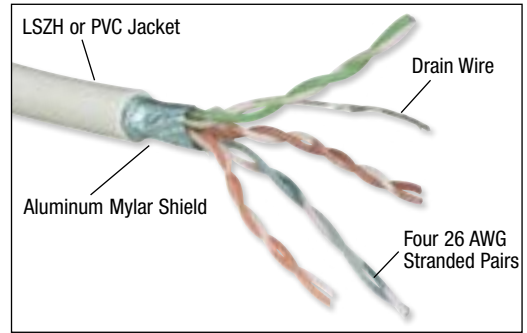
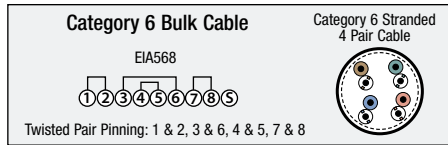
TFCLS6005-BLU



TFPC6A-WHT

Category 6 Hi-Speed Shielded Network Bulk Cable


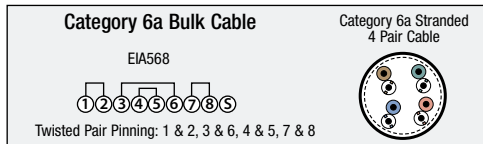
For Protection against EMI/RFI interference L-com's High-Performance Category 6 Shielded bulk cable is the perfect choice. Designed for today's hi-speed gigabit networks, this Category 6 cable from L-com is made to out-perform all others. With a 100% foil shield covering 4-Pair 26 AWG stranded conductors, your data is protected from interference. Designed to exceed EIA568B standards, this cable will easily handle Gigabit Ethernet applications.



Item #	Description	Color	List Price
TFC2930	Category 6 Shielded, 4 Pr. Stranded PVC 26 AWG, 1,000ft (304.8m) Reel	Black	454.38
TFC2932	Category 6 Shielded, 4 Pr. Stranded PVC 26 AWG, 1,000ft (304.8m) Reel	Red	454.40
TFC2934	Category 6 Shielded, 4 Pr. Stranded PVC 26 AWG, 1,000ft (304.8m) Reel	Yellow	454.40
TFC2936	Category 6 Shielded, 4 Pr. Stranded PVC 26 AWG, 1,000ft (304.8m) Reel	Blue	454.40
TFC2940	Category 6 Shielded, 4 Pr. Stranded PVC 26 AWG, 1,000ft (304.8m) Reel	Beige	454.38
TFC6101	Category 6 Shielded, 4 Pr. Stranded PVC 26 AWG, 1,000ft (304.8m) Reel	Gray	442.53
TFCLS6001	Category 6 Shielded, 4 Pr. Stranded LSZH 26 AWG, 1,000ft (304.8m) Reel	Gray	629.59

Category 6a High Performance Shielded Bulk Cable

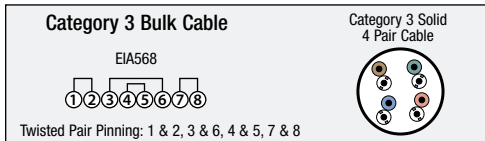

For Protection against EMI/RFI interference L-com's High-Performance Category 6a foil shielded bulk cable is the perfect choice. Surpassing the Category 6 standard, this Category 6a cable is designed for 10 gigabit networks. With a 100% foil shield covering 4-Pair 26 AWG stranded conductors, your data is protected from interference. Designed to exceed EIA568B standards, this cable will easily handle 10 Gigabit Ethernet applications. Contact us today for all of your network cabling needs.



Item #	Description	Color	List Price
TFC2942	Category 6a Shielded, 4-pr. Stranded PVC 26 AWG, 1,000ft (305m) Reel	Black	546.77
TFC2944	Category 6a Shielded, 4-pr. Stranded PVC 26 AWG, 1,000ft (305m) Reel	Red	546.77
TFC2946	Category 6a Shielded, 4-pr. Stranded PVC 26 AWG, 1,000ft (305m) Reel	Yellow	546.77
TFC2947	Category 6a Shielded, 4-pr. Stranded PVC 26 AWG, 1,000ft (305m) Reel	Green	546.77
TFC2948	Category 6a Shielded, 4-pr. Stranded PVC 26 AWG, 1,000ft (305m) Reel	Blue	546.77
TFC2950	Category 6a Shielded, 4-pr. Stranded PVC 26 AWG, 1,000ft (305m) Reel	Gray	546.77
TFC628A-BL	Category 6a Shielded, 4-pr. Stranded PVC 28 AWG Slim-Line, 1,000ft (305m) Reel	Blue	353.87
TFC628ALS-BLU	Category 6a, Shielded, 4-pr. Stranded Dual Rated CM-LSZH 28AWG Slim-Line, 1,000ft (305m) Reel	Blue	458.50
TFC628AP-BLU	Category 6a, Shielded, 4-pr. Stranded High-Temp +105°C CMP 28AWG Slim-Line, 1,000ft (305m) Reel	Blue	815.52
TFCLS6005-RED	Category 6a Shielded 4-pr. Stranded LSZH 26 AWG, 1,000ft (305m) Reel	Red	669.30
TFCLS6005-BLK	Category 6a Shielded 4-pr. Stranded LSZH 26 AWG, 1,000ft (305m) Reel	Black	669.30
TFCLS6005-BLU	Category 6a Shielded 4-pr. Stranded LSZH 26 AWG, 1,000ft (305m) Reel	Blue	669.30
TFPC6A-BLU	Category 6a Shielded 4-pr. Solid Plenum 23 AWG, 1,000ft (305m) Reel	Blue	632.00
TFPC6A-GRN	Category 6a Shielded 4-pr. Solid Plenum 23 AWG, 1,000ft (305m) Reel	Green	632.00
TFPC6A-WHT	Category 6a Shielded 4-pr. Solid Plenum 23 AWG, 1,000ft (305m) Reel	White	632.00

Category 3 to 16 MHz - Medium Speed UTP - 2, 3, 4, 12 and 25 Pair Solid Conductor

Category 3 twisted pair cabling is the perfect choice to control cost when low speed telephone or data is required. This PVC-jacketed cable is EIA568 color-coded for compatibility with standard installations. Category 3 cabling is perfect for telephone and low speed data applications. Solid conductors terminate easily into standard IDC connectors and panels. Available in PVC or Plenum rated jacket styles.



What is the difference between stranded and solid cable?

Online Video
L-com.com/Videos/A19

FREQUENCY	NEAR END CROSS TALK (NEXT)	ATTENUATION	CAPACITANCE	IMPEDANCE
1 MHz	41 db min.	2.6 db/330 ft max.	20 pF/ft Max	100 Ohms ± 15 Ohms
4 MHz	32 db min.	5.6 db/330 ft max.	20 pF/ft Max	100 Ohms ± 15 Ohms
10 MHz	26 db min.	9.7 db/330 ft max.	20 pF/ft Max	100 Ohms ± 15 Ohms
16 MHz	23 db min.	13.1 db/330 ft max.	20 pF/ft Max	100 Ohms ± 15 Ohms

Category 3



Item #	Description	Color	List Price
TPC4757	Category 3, Plenum Bulk, 1,000ft (304.8m) Box, 3 Pr. Solid	Green	134.70

100 Ohm T1 Cable

Reduce interference for T1/E1 communication with individually shielded pair (FTP). This cable is Telcordia GR 137-CORE compliant. Unique two-layer insulator allows for termination into RJ45 plugs.

TSC9720	2 100 Ohm (T1) Shielded Pair, PVC 1,000ft Reel	Gray	546.77
---------	--	------	--------

Tip UTP and STP installation guidelines



The minimum recommended bend radius for UTP is typically 10 times the cable's OD (Outside Diameter).



DO NOT twist the cable



DO NOT overtighten wire ties



DO NOT bend cable greater than 90 degrees



DO NOT use a stapler for installations



DO NOT stretch or apply pull force greater than 25 lbs (11.4kg).

Flat Modular Cord - 26 AWG Stranded - 4, 6, 8 and 10 Conductors

Flat modular (POTS) cable is suitable for voice and low speed data applications. Flat oval design permits fast stripping and crimping of modular plugs. Cable construction features flexible PVC jacketing. Available in popular 4, 6, 8 and 10 conductor counts. UL listed. Sold in 100' (30.5m), 500' (152.4m) and 1000' (304.8m) spools.

TDB4-100	4 Conductor Flat Modular Cord, PVC Bulk, 100ft (30.5m) Coil	Gray	14.50
TDB6-100	6 Conductor Flat Modular Cord, PVC Bulk, 100ft (30.5m) Coil	Gray	21.76
TDB8-100	8 Conductor Flat Modular Cord, PVC Bulk, 100ft (30.5m) Coil	Gray	32.37

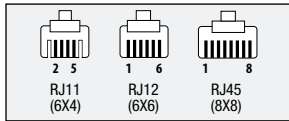
TDB4-500	4 Conductor Flat Modular Cord, PVC Bulk, 500ft (152.4m) Reel	Gray	55.16
TDB6-500	6 Conductor Flat Modular Cord, PVC Bulk, 500ft (152.4m) Reel	Gray	91.98
TDB8-500	8 Conductor Flat Modular Cord, PVC Bulk, 500ft (152.4m) Reel	Gray	118.27

TDB4-1000	4 Conductor Flat Modular Cord, PVC Bulk, 1,000ft (304.8m) Reel	Gray	105.11
TDB6-1000	6 Conductor Flat Modular Cord, PVC Bulk, 1,000ft (304.8m) Reel	Gray	160.32
TDB8-1000	8 Conductor Flat Modular Cord, PVC Bulk, 1,000ft (304.8m) Reel	Gray	223.43
TDB10-1000	10 Conductor Flat Modular Cord, PVC Bulk, 1,000ft (304.8m) Reel	Gray	237.73

TB10-1000	10 Conductor Flat Modular Cord, PVC Bulk, 1,000ft (304.8m) Reel	Black	215.89
-----------	---	-------	--------

Flat Modular Cord





TDC019



TDC029



TDC005




TDC018



TDC028



TDC004



TDC301 STRAIGHT-THRU



TDC057 STRAIGHT-THRU



TDC053 STRAIGHT-THRU



TDC207 CROSSED



TDC027 CROSSED



TDC003 CROSSED

Item #	Description	1-9	10-24	25-99	100+
--------	-------------	-----	-------	-------	------

Flat Silver Satin Modular Cable - Plug to Tinned Wires

Silver satin flat modular cords with one modular plug and pre-tinned wires. Choose four conductor (RJ11), six conductor (RJ12) or eight conductor (RJ45).

TDC019-1	Flat Modular Cable, RJ11 (6x4)/Tinned End, 1.0ft (0.3m)	2.47	2.42	2.32	CALL
TDC019-2	Flat Modular Cable, RJ11 (6x4)/Tinned End, 2.0ft (0.7m)	3.34	3.27	3.14	CALL
TDC019-7	Flat Modular Cable, RJ11 (6x4)/Tinned End, 7.0ft (2.1m)	5.02	4.92	4.72	CALL
TDC029-1	Flat Modular Cable, RJ12 (6x6)/Tinned End, 1.0ft (0.3m)	3.42	3.35	3.21	CALL
TDC029-2	Flat Modular Cable, RJ12 (6x6)/Tinned End, 2.0ft (0.7m)	3.84	3.76	3.61	CALL
TDC029-7	Flat Modular Cable, RJ12 (6x6)/Tinned End, 7.0ft (2.1m)	7.33	7.18	6.89	CALL
TDC029-14	Flat Modular Cable, RJ12 (6x6)/Tinned End, 14.0ft (4.3m)	11.70	11.47	11.00	CALL
TDC005-1	Flat Modular Cable, RJ45 (8x8)/Tinned End, 1.0ft (0.3m)	4.75	4.66	4.46	CALL
TDC005-2	Flat Modular Cable, RJ45 (8x8)/Tinned End, 2.0ft (0.7m)	5.18	5.08	4.87	CALL
TDC005-7	Flat Modular Cable, RJ45 (8x8)/Tinned End, 7.0ft (2.1m)	7.00	6.86	6.58	CALL
TDC005-14	Flat Modular Cable, RJ45 (8x8)/Tinned End, 14.0ft (4.3m)	9.74	9.55	9.16	CALL

Flat Silver Satin Modular Cable - Plug to Spade Lugs

Silver satin flat modular cords with one modular plug and uninsulated spade lugs. Great for terminating to screw terminals. Choose four conductor (RJ11), six conductor (RJ12) or eight conductor (RJ45).

TDC018-1	Flat Modular Cable, RJ11 (6x4)/Spade Lug, 1.0ft (0.3m)	2.15	2.11	2.02	CALL
TDC018-2	Flat Modular Cable, RJ11 (6x4)/Spade Lug, 2.0ft (0.7m)	2.73	2.68	2.57	CALL
TDC018-7	Flat Modular Cable, RJ11 (6x4)/Spade Lug, 7.0ft (2.1m)	4.35	4.26	4.09	CALL
TDC028-1	Flat Modular Cable, RJ12 (6x6)/Spade Lug, 1.0ft (0.3m)	4.89	4.79	4.60	CALL
TDC028-2	Flat Modular Cable, RJ12 (6x6)/Spade Lug, 2.0ft (0.7m)	3.34	3.27	3.14	CALL
TDC028-7	Flat Modular Cable, RJ12 (6x6)/Spade Lug, 7.0ft (2.1m)	5.19	5.09	4.88	CALL
TDC028-14	Flat Modular Cable, RJ12 (6x6)/Spade Lug, 14.0ft (4.3m)	10.25	10.04	9.63	CALL
TDC004-2	Flat Modular Cable, RJ45 (8x8)/Spade Lug, 2.0ft (0.7m)	5.18	5.08	4.87	CALL
TDC004-7	Flat Modular Cable, RJ45 (8x8)/Spade Lug, 7.0ft (2.1m)	6.77	6.63	6.36	CALL

Flat Silver Satin Modular Cable - Plug to Plug, Straight-thru Wiring

Silver satin flat modular cords with two modular plugs. Wired straight-thru (1-1, 2-2, 3-3...) for most low speed data applications. Choose four conductor (RJ11), six conductor (RJ12) or eight conductor (RJ45).

TDC301	Flat Modular Cable, RJ11 (6x4)/RJ11 (6x4), 1.0ft (0.3m)	2.47	2.42	2.32	CALL
TDC302	Flat Modular Cable, RJ11 (6x4)/RJ11 (6x4), 2.0ft (0.7m)	2.82	2.76	2.65	CALL
TDC303	Flat Modular Cable, RJ11 (6x4)/RJ11 (6x4), 3.0ft (0.9m)	2.84	2.78	2.67	CALL
TDC305	Flat Modular Cable, RJ11 (6x4)/RJ11 (6x4), 5.0ft (1.5m)	3.79	3.71	3.56	CALL
TDC307	Flat Modular Cable, RJ11 (6x4)/RJ11 (6x4), 7.0ft (2.1m)	3.92	3.84	3.68	CALL
TDC314	Flat Modular Cable, RJ11 (6x4)/RJ11 (6x4), 14.0ft (4.3m)	5.71	5.60	5.37	CALL
TDC325	Flat Modular Cable, RJ11 (6x4)/RJ11 (6x4), 25.0ft (7.6m)	10.19	9.99	9.58	CALL
TDC057-2	Flat Modular Cable, RJ12 (6x6)/RJ12 (6x6), 2.0ft (0.7m)	3.78	3.70	3.55	CALL
TDC057-7	Flat Modular Cable, RJ12 (6x6)/RJ12 (6x6), 7.0ft (2.1m)	5.19	5.09	4.88	CALL
TDC057-14	Flat Modular Cable, RJ12 (6x6)/RJ12 (6x6), 14.0ft (4.3m)	10.13	9.93	9.52	CALL
TDC057-25	Flat Modular Cable, RJ12 (6x6)/RJ12 (6x6), 25.0ft (7.6m)	16.66	16.33	15.66	CALL
TDC057-50	Flat Modular Cable, RJ12 (6x6)/RJ12 (6x6), 50.0ft (15.2m)	16.28	15.95	15.30	CALL
TDC053-2	Flat Modular Cable, RJ45 (8x8)/RJ45 (8x8), 2.0ft (0.7m)	4.28	4.19	4.02	CALL
TDC053-7	Flat Modular Cable, RJ45 (8x8)/RJ45 (8x8), 7.0ft (2.1m)	7.43	7.28	6.98	CALL
TDC053-14	Flat Modular Cable, RJ45 (8x8)/RJ45 (8x8), 14.0ft (4.3m)	8.65	8.48	8.13	CALL
TDC053-25	Flat Modular Cable, RJ45 (8x8)/RJ45 (8x8), 25.0ft (7.6m)	11.61	11.38	10.91	CALL
TDC053-50	Flat Modular Cable, RJ45 (8x8)/RJ45 (8x8), 50.0ft (15.2m)	24.97	24.47	23.47	CALL
TDC053-100	Flat Modular Cable, RJ45 (8x8)/RJ45 (8x8), 100.0ft (30.5m)	38.00	37.24	35.72	CALL

Flat Silver Satin Modular Cable - Plug to Plug, Crossed Wiring

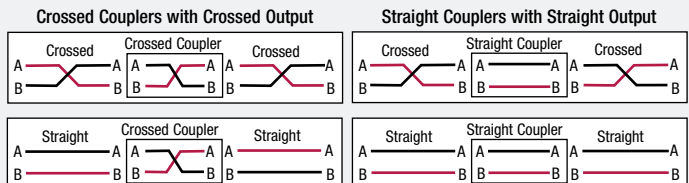
Silver satin flat modular cords with two modular plugs. Crossed wires for many voice applications. Choose four conductor (RJ11), six conductor (RJ12) or eight conductor (RJ45).

TDC207	Flat Modular Cable, RJ11 (6x4)/RJ11 (6x4), 7.0ft (2.1m)	3.12	3.06	2.93	CALL
TDC214	Flat Modular Cable, RJ11 (6x4)/RJ11 (6x4), 14.0ft (4.3m)	5.60	5.49	5.26	CALL
TDC225	Flat Modular Cable, RJ11 (6x4)/RJ11 (6x4), 25.0ft (7.6m)	6.46	6.33	6.07	CALL
TDC027-2	Flat Modular Cable, RJ12 (6x6)/RJ12 (6x6), 2.0ft (0.7m)	3.84	3.76	3.61	CALL
TDC027-7	Flat Modular Cable, RJ12 (6x6)/RJ12 (6x6), 7.0ft (2.1m)	7.01	6.87	6.59	CALL
TDC027-14	Flat Modular Cable, RJ12 (6x6)/RJ12 (6x6), 14.0ft (4.3m)	9.23	9.05	8.68	CALL
TDC027-25	Flat Modular Cable, RJ12 (6x6)/RJ12 (6x6), 25.0ft (7.6m)	12.42	12.17	11.67	CALL
TDC003-2	Flat Modular Cable, RJ45 (8x8)/RJ45 (8x8), 2.0ft (0.7m)	4.58	4.49	4.31	CALL
TDC003-7	Flat Modular Cable, RJ45 (8x8)/RJ45 (8x8), 7.0ft (2.1m)	6.19	6.07	5.82	CALL

Tip What is the difference between straight-thru and cross pinning?

Straight-thru means each contact is straight pinned to its respective contact (1-1, 2-2, 3-3, etc.). Crossed pinning means contacts are pinned through to the opposite contact.

Ex: on an 8 position RJ45: 1-8, 2-7, 3-6, etc. When using a coupler between two patch cords it is important to choose the correct type. As the diagrams illustrate, if the desired pinning from end to end is crossed then the coupler and cables must be crossed. For straight pinning, all cables and couplers must be straight-thru type.



Item #	Description	Wiring	1-9	10-24	25-99	100+
--------	-------------	--------	-----	-------	-------	------

Flat Modular Cord - 26 AWG Stranded - 4, 6, 8 and 10 Conductors

Flat modular (POTS) cable is suitable for voice and low speed data applications. Flat oval design permits fast stripping and crimping of modular plugs. Cable construction features flexible PVC jacketing. Available in popular 4, 6, 8 and 10 conductor counts. UL listed. Sold in 100' (30.5m), 500' (152.4m) and 1000' (304.8m) spools.


TDC350FF-5	Cat3, Telco Cable, 90° Female/90° Female, 5.0ft (1.5m)	A	40.81	37.55	34.28	CALL
TDC350FF-10	Cat3, Telco Cable, 90° Female/90° Female, 10.0ft (3.0m)	A	52.59	48.38	44.18	CALL
TDC350FF-15	Cat3, Telco Cable, 90° Female/90° Female, 15.0ft (4.6m)	A	59.41	54.66	49.90	CALL
TDC350FF-25	Cat3, Telco Cable, 90° Female/90° Female, 25.0ft (7.6m)	A	74.37	68.42	62.47	CALL
TDC350FF-50	Cat3, Telco Cable, 90° Female/90° Female, 50.0ft (15.2m)	A	123.46	113.58	103.71	CALL
TDC350FF-100	Cat3, Telco Cable, 90° Female/90° Female, 100.0ft (30.5m)	A	193.08	177.63	162.19	CALL
TDC350MM-5	Cat3, Telco Cable, 90° Male/90° Male, 5.0ft (1.5m)	A	40.11	36.90	33.69	CALL
TDC350MM-10	Cat3, Telco Cable, 90° Male/90° Male, 10.0ft (3.0m)	A	49.88	45.89	41.90	CALL
TDC350MM-15	Cat3, Telco Cable, 90° Male/90° Male, 15.0ft (4.6m)	A	59.41	54.66	49.90	CALL
TDC350MM-25	Cat3, Telco Cable, 90° Male/90° Male, 25.0ft (7.6m)	A	75.72	69.66	63.60	CALL
TDC350MM-50	Cat3, Telco Cable, 90° Male/90° Male, 50.0ft (15.2m)	A	118.43	108.96	99.48	CALL
TDC350MM-100	Cat3, Telco Cable, 90° Male/90° Male, 100.0ft (30.5m)	A	194.82	179.23	163.65	CALL
TDC550MM-5	Cat5, Telco Cable, 180° Male/180° Male, 5.0ft (1.5m)	A	140.56	132.13	123.69	CALL
TDC550MM-10	Cat5, Telco Cable, 180° Male/180° Male, 10.0ft (3.0m)	A	156.26	146.88	137.51	CALL
TDC550MM-15	Cat5, Telco Cable, 180° Male/180° Male, 15.0ft (4.6m)	A	149.53	140.56	131.59	CALL
TDC550MM-25	Cat5, Telco Cable, 180° Male/180° Male, 25.0ft (7.6m)	A	165.73	155.79	145.84	CALL
TDC550MM-50	Cat5, Telco Cable, 180° Male/180° Male, 50.0ft (15.2m)	A	284.84	267.75	250.66	CALL
TDC550MM-100	Cat5, Telco Cable, 180° Male/180° Male, 100.0ft (30.5m)	A	409.10	384.55	360.01	CALL



Category 3, Octopus Cables - Convert 25-Pair Telco to a Variety of Modular Cable Breakouts

This is a useful cable arrangement that allows conversion from a 90° 50 pin Telco connector to a variety of modular cables terminated with male RJ plugs having 2, 4, 6 or 8 active pins. All cables are three feet (0.9m) long. Wired per USOC Standard. Category 3 rated.

TDC50M62	Cat3 Telco Breakout Cable, Male Telco/25 (6x2), 3.0ft (0.9m)	B	116.15	109.18	102.21	CALL
TDC50M64	Cat3 Telco Breakout Cable, Male Telco/12 (6x4), 3.0ft (0.9m)	C	84.05	79.01	73.96	CALL
TDC50M66	Cat3 Telco Breakout Cable, Male Telco/8 (6x6), 3.0ft (0.9m)	D	77.63	72.97	68.31	CALL
TDC50M88	Cat3 Telco Breakout Cable, Male Telco/6 (8x8), 3.0ft (0.9m)	E	74.64	70.16	65.68	CALL
TDC50F62	Cat3 Telco Breakout Cable, Female Telco/25 (6x2), 3.0ft (0.9m)	B	116.15	109.18	102.21	CALL
TDC50F64	Cat3 Telco Breakout Cable, Female Telco/12 (6x4), 3.0ft (0.9m)	C	84.05	79.01	73.96	CALL
TDC50F66	Cat3 Telco Breakout Cable, Female Telco/8 (6x6), 3.0ft (0.9m)	D	77.63	72.97	68.31	CALL
TDC50F88	Cat3 Telco Breakout Cable, Female Telco/6 (8x8), 3.0ft (0.9m)	E	70.50	66.27	62.04	CALL



50 Position Slim-Line Gender Changers - Mate with SCSI-1 and 50 Position Telco Connectors

DGC50F	50 Pin SCSI Gender Changer, Female/Female		16.42	15.11	13.79	CALL
DGC50M	50 Pin SCSI Gender Changer, Male/Male		16.42	15.11	13.79	CALL
DGC50MF	50 Pin SCSI Telco Socket Saver, Male/Female		21.02	19.34	17.66	CALL

Harmonica Style Cluster Bars - An Efficient Way to Distribute Your 25 Pair Lines

Break out your 50 pin Telco terminated cabling by connecting to a harmonica style cluster bar. These units use one male or female 25 pair Telco connector as input and 6, 8 or 12 modular jacks as output. Two holes for screw mounting or 2-sided tape may be used. Connector has Hook and Loop hold-down straps to eliminate screw tightening. USOC and 10Base-T wiring only.

EC412M	Telco Harmonica 12 RJ11 (6x4)/50 Pin Male	USOC	38.43	34.59	30.74	CALL
EC608M	Telco Harmonica 8 RJ12 (6x6)/50 Pin Male	USOC	37.99	34.19	30.39	CALL
EC806M	Telco Harmonica 6 RJ45 (8x8)/50 Pin Male	USOC	41.58	37.42	33.26	CALL
EC412F	Telco Harmonica 12 RJ11 (6x4)/50 Pin Female	USOC	38.00	34.20	30.40	CALL
EC608F	Telco Harmonica 8 RJ12 (6x6)/50 Pin Female	USOC	38.00	34.20	30.40	CALL
EC806F	Telco Harmonica 6 RJ45 (8x8)/50 Pin Female	USOC	41.58	37.42	33.26	CALL
E412F10BASE-T	Telco Harmonica 12 RJ45 (8x4)/50 Pin Female	10Base-T	50.49	46.45	42.41	CALL



19" (48.3cm) x 1.75" (4.4cm) Modular Patch Panel - 2, 3, or 4 Harmonicas Mounted in Low Profile Panel

These exclusive 19" (48.3cm) x 1.75" (4.4cm) panels come loaded with 2, 3, or 4 harmonica cluster bars. Panels are steel construction for durability and have a shelf in back for cable mounting. Black with white imprinting.

ECHL24-4M	1.75" (4.4cm) Panel with 2 EC412M	USOC	143.80	138.05	132.30	CALL
ECHL24-6M	1.75" (4.4cm) Panel with 3 EC608M	USOC	185.48	178.06	170.64	CALL
ECHL24-4F	1.75" (4.4cm) Panel with 2 EC412F	USOC	143.80	138.05	132.30	CALL
ECHL24-8F	1.75" (4.4cm) Panel with 4 EC806F	USOC	166.23	159.58	152.93	CALL
ECHL24-10BTF	1.75" (4.4cm) Panel with 2 EC412F 10Base-T	10Base-T	148.99	143.03	137.07	CALL



Harmonica Style Bridging Adapters - For RJ45 Modular Equipped Cables

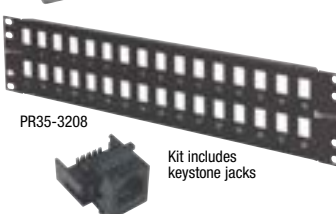
Your choice of 6 or 12 port bridging adapters. The RJ45 (8x8) lines are all wired in parallel.

TDS1881S	6 Way Bridging Adapter, RJ45 (8x8)		34.75	31.97	29.19	CALL
TDS2167	12 Way Bridging Adapter, RJ45 (8x8)		23.49	22.79	22.08	CALL



19" (48.3cm) x 1.75" (4.4cm) Modular Bridging Panels - Equipped with 6 or 12 Way Bridging Adapters

ECHL1881	1.75" (4.4cm) Panel with 4-6 Way (8x8) Bridging Adapters		161.49	155.03	148.57	CALL
ECHL2167	1.75" (4.4cm) Panel with 2-12 Way (8x8) Bridging Adapters		151.07	145.03	138.98	CALL



Item #	Description	List Price
--------	-------------	------------

Voice Grade Keystone Jack and Panel Kit Assortment - At Significant Savings

These kits include a pre-punched 19" (48.3cm) rack panel and appropriate number of keystone jacks to complete the assembly. Keystone jacks use insulation displacement contacts and each connector has 30 microinches (0.762µm) of gold on jack mating surfaces. Panel color is black.

PR175-1606	1.75" (4.4cm) x 19" (48.3cm) Panel Kit with 16 RJ12 (6x6) Keystone Jacks	70.13
PR35-3206	3.50" (48.3cm) x 19" (48.3cm) Panel Kit with 32 RJ12 (6x6) Keystone Jacks	93.89
PR175-1608	1.75" (4.4cm) x 19" (48.3cm) Panel Kit with 16 RJ45 (8x8) Keystone Jacks	167.19
PR35-3208	3.50" (48.3cm) x 19" (48.3cm) Panel Kit with 32 RJ45 (8x8) Keystone Jacks	178.10


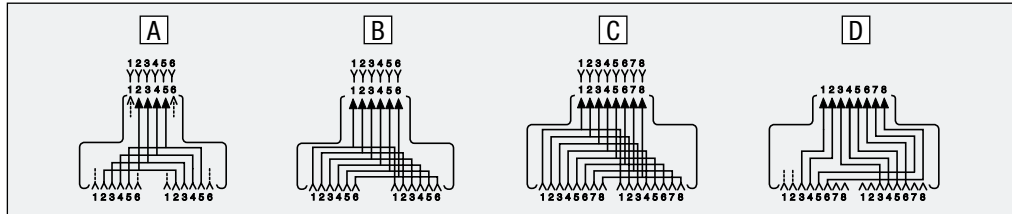


Item #	Description	Wiring	1-9	10-24	25-99	100+
--------	-------------	--------	-----	-------	-------	------

Modular TEE Adapters - The Most Practical Way to Tap Into Your Wiring Networks

All units have either 2, 3 or 4 RJ jacks mating to a male or female. Useful in daisy chain wiring, parallel phones or answering machines. It also is very useful in test environments where access to specific pins is required.

EC503-4	Modular TEE Adapter (6x4)M/(6x4)F/(6x4)F	A	5.82	5.35	4.89	CALL
EC503-6E	Modular TEE Adapter (6x6)M/(6x6)F/(6x6)F	B	6.63	6.10	5.57	CALL
EC503-8	Modular TEE Adapter (8x8)M/(8x8)KF/(8x8)KF	C	10.28	9.46	8.64	CALL
EC503-448	Modular TEE Splitter (8x8)M/(8x4)KF/(8x4)KF	D	6.73	6.19	5.65	CALL




Modular TEE Splitter - Allows Dual Telco Line to Separate into Two RJ11 Jacks

EC503-1703	Modular TEE Splitter (6x4)M/(6x2)F/(6x2)F	F	6.62	6.09	5.56	CALL
------------	---	---	------	------	------	------

Modular TEE Junction - Three RJ11/12 or RJ45 Receptacles Accept Three Plugs


TDS1039-4C	Modular TEE Junction (6x4)F/(6x4)F, (6x4)F	A	5.70	5.53	5.36	CALL
TDS1039-6C	Modular TEE Junction (6x6)F/(6x6)F, (6x6)F	B	6.87	6.66	6.46	CALL
TDS1039-8C	Modular TEE Junction (8x8)F/(8x8)F, (8x8)F	C	9.52	9.23	8.95	CALL



Socket Saver Adapters - Extend the Life of Frequently Used Modular Jacks

Avoid costly repairs trying to replace modular jacks. Particularly useful with cable testers where jacks are in constant use. A small price to pay to assure maximum performance for the life of your equipment. Also available is the EC535D-10X 10Base-T crossover adapter. Attach this in series with any 10Base-T compatible patch cord and the 1-2 pair crosses to the 3-6 pair. This wiring is often necessary for stacking Ethernet hubs.


EC535AD	Modular Conversion Adapter (6x6)M/(8x6)KF	G	5.90	5.43	4.96	CALL
EC535D	Modular Socket Saver (8x8)M/(8x8)KF	J	6.12	5.63	5.14	CALL
EC535D-10X	Modular 10Base-T Crossover Adapter (8x4)M/(8x4)KF	K	6.02	5.54	5.06	CALL



Modular Couplers - Allow Mating of Cables Having Same Modular Termination

We offer a choice of wiring types, straight-thru for use in low speed data communication and crossed wiring for voice applications. This series has gold plated contact surfaces.

TDG1026-6C	Modular Coupler, RJ12 (6x6), Straight Wired		3.65	3.36	3.07	CALL
TDG1026-8C	Modular Coupler, RJ45 (8x8), Straight Wired		4.06	3.74	3.41	CALL



Reverse Cable Adapter - A Handy Device To Have To Reverse Polarity (Cross Wiring)

TDC48R	Reverse Cable Adapter, RJ11 (6x4), Male/Female, 10" (25.4cm)		3.71	3.34	2.97	CALL
--------	--	--	------	------	------	------

Note: Longer lengths and modular connector types available on special orders

Telephone and Data 7 Ft Extension Cords - With Male and Female Modular Connectors

TAC535-4-7	7 ft Modular Extension Cord, Straight Wired, RJ11 (6x4)		8.91	8.20	7.48	CALL
TAC535-6-7	7 ft Modular Extension Cord, Straight Wired, RJ12 (6x6)	H	8.40	7.73	7.06	CALL
TAC535-8-7	7 ft Modular Extension Cord, Straight Wired, RJ45K (8x8), Keyed	J	9.01	8.29	7.57	CALL

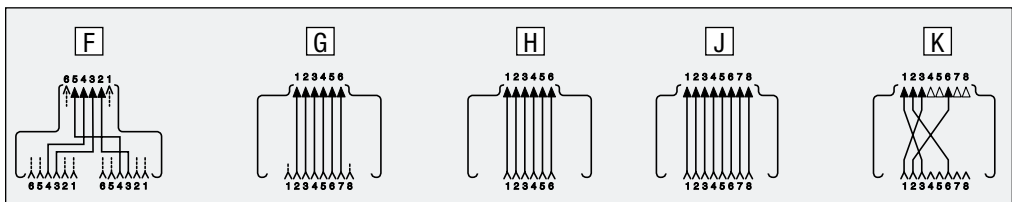
Note: 8x8 jacks are keyed. This series also available as Cross Wired. Custom wiring schemes considered.



Modular Insert Adapters

These adapters provide a simple way to allow smaller modular plugs to fit securely into a larger jack. Two types are available; an RJ11/12 plug into an RJ45 jack or an RJ22 style handset plug into an RJ11/12 size jack.

EC4X4	Modular Insert Adapter, RJ22 Handset Plug into an RJ11/12 Jack, Pkg/10		4.27	3.93	3.59	CALL
EC8X8	Modular Insert Adapter, RJ11/12 Plug into an RJ45 Jack, Pkg/10		4.27	3.93	3.59	CALL

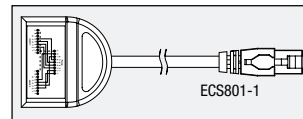
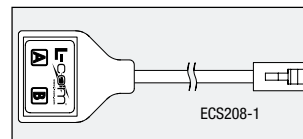

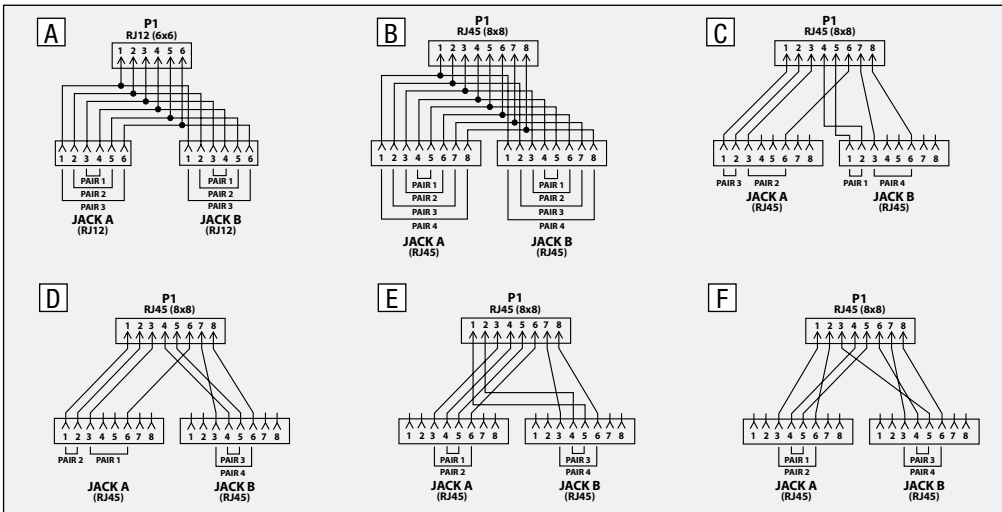


Item #	Description	Wiring	1-9	10-24	25-99	100+
--------	-------------	--------	-----	-------	-------	------

Modular Y Adapters - Allow Line Splitting Flexibility in Today's DataCom Networks

Market demand for varied types of modular Y splitter cables has prompted this choice of six standard listings. The most popular types are stocked in one foot overall lengths. However, custom lengths are available. A dark gray molded box design style with all rounded edges is used as well as round U.T.P. Category 3 cable. All contact surfaces have 50 micronches (1.27µm) gold plating. **Note:** Custom variations solicited to include: choice of modular jacks, any length of cable, different modular or DIN or other style plugs on cable. Minimum quantity of 250 may apply for most custom quotes.

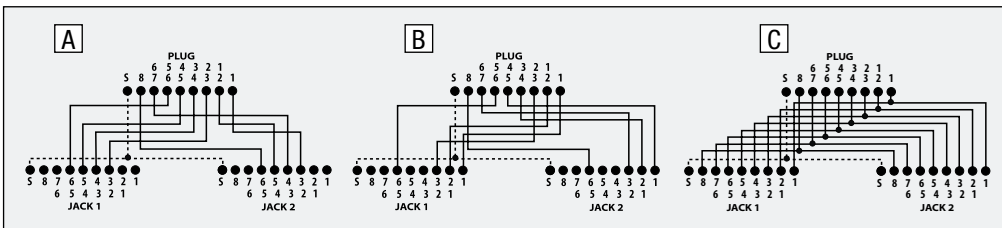
ECS203-1	Modular Y-Bridge, USOC-6/USOC-6	A	15.66	15.35	14.72	CALL
ECS204-1	Modular Y-Bridge, USOC-8/USOC-8	B	13.05	12.79	12.27	CALL
ECS205-1	Modular Y-Splitter, 10Base-T/10Base-T	C	12.38	12.13	11.64	CALL
ECS206-1	Modular Y-Splitter, 10Base-T/Token Ring	D	10.25	10.04	9.63	CALL
ECS207-1	Modular Y-Splitter, Token Ring/Token Ring	E	15.66	15.35	14.72	CALL
ECS208-1	Modular Y-Splitter, Token Ring/Token Ring	F	15.27	14.96	14.35	CALL



Shielded Modular 2-Way Splitters - Allow Multiple Uses of 4-Pair Cabling

This series is designed for use in environments where shielding protection is required. Features include fully shielded PCB mounted jacks, RJ45 plugs with a 360 degree strain relief and a sturdy ABS housing. Three configurations in 12" (30.5cm) lengths are offered. The bridging adapter combines all like numbered pins allowing devices to share a single interface. Two splitter versions are available configured for 10Base-T and Token Ring applications. Custom configurations will be considered with modest minimums. Please contact our sales group for assistance.

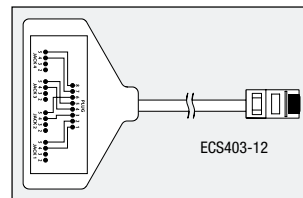
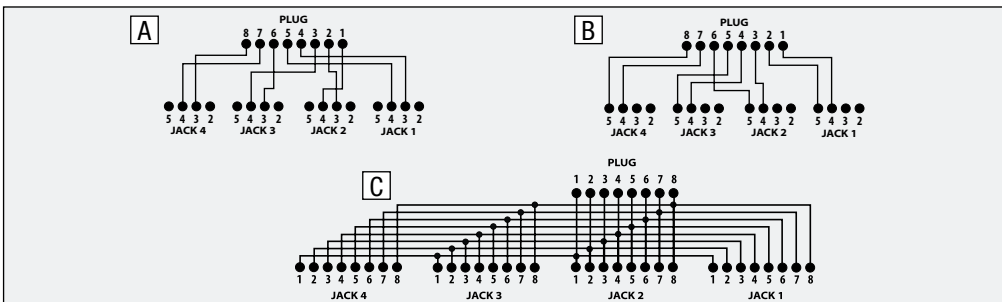
ECS801-1	USOC Splitter, 8x8 Plug/2 (8x4) Jacks	A	13.27	13.00	12.47	CALL
ECS802-1	TIA568 Splitter, 8x8 Plug/2 10Base-T Jacks	B	13.52	13.25	12.71	CALL
ECS803-1	USOC Bridge, 8x8 Plug/2 (8x8) Jacks	C	13.28	13.01	12.48	CALL



Modular 4-Way Splitters - Allow Multiple Uses of 4-Pair Cabling

This series allows users to take advantage of installed 4-pair to gain access to individual pairs or bridge multiple jacks. Four configurations in a 12 inch (30.5cm) overall length are offered. The bridging adapter combines all like numbered pins allowing devices to share a single interface. The breakout models allow access to each individual pair at the 8x8 plug through four 6x2 or 8x2 jacks. Custom configurations will be considered with modest minimums. Please contact our sales group for assistance.

ECS401-12	TIA568B Splitter, 8x8 Plug/4 (6x2) Jacks	A	13.66	13.39	12.84	CALL
ECS403-12	TIA568 Splitter, 8x8 Plug/4 (8x2) Jacks	B	15.27	14.96	14.35	CALL
ECS404-12	USOC Bridge, 8x8 Plug/4 (8x8) Jacks	C	13.80	13.52	12.97	CALL






Premium Grade

50 microinches GOLD with thumbscrews





Deluxe Grade

30 microinches GOLD with thumbscrews





Deluxe Grade

30 microinches GOLD w/slotted screws



Deluxe Grade Shielded

30 microinches GOLD with thumbscrews



Item #	Description	1-9	10-24	25-99	100+
--------	-------------	-----	-------	-------	------

Premium Modular Adapter Kits - Design Features Molded Knurled Hold Down Screws

The increased popularity of modular adapters prompted L-com to offer an off-the-shelf product that is a superior design featuring dark Gray 94V-0 plastic and 50 microinches (1.27µm) of gold plating on the pins. L-com offers quotations for custom programming to fit your needs and with legends and/or logo, either molded-in or on labels for your application. TDT series insertion/extraction tools are necessary for programming.

REC096F	Modular Adapter, DB9 Female/RJ12 (6x6) Jack	9.31	9.12	8.75	CALL
REC096M	Modular Adapter, DB9 Male/RJ12 (6x6) Jack	9.26	9.07	8.70	CALL
REC096FD	Modular Adapter, DB9 Female/MMJ (6x6) Jack	11.44	11.21	10.75	CALL
REC098F	Modular Adapter, DB9 Female/RJ45 (8x8) Jack	9.12	8.94	8.57	CALL
REC098M	Modular Adapter, DB9 Male/RJ45 (8x8) Jack	10.81	10.59	10.16	CALL

REC256M	Modular Adapter, DB25 Male/RJ12 (6x6) Jack	9.11	8.93	8.56	CALL
REC258F	Modular Adapter, DB25 Female/RJ45 (8x8) Jack	11.81	11.57	11.10	CALL
REC258M	Modular Adapter, DB25 Male/RJ45 (8x8) Jack	11.71	11.48	11.01	CALL

Modular Adapter Kits With Long Thumbscrews, Mate with DB9, DB15 and DB25

With one-piece housing, the modular adapter kits offer users a simple way to prepare custom wired adapters in the field. Featuring 30 microinches (0.762µm) gold plating on the contact pins and long metal thumbscrews. Each unit is programmable to your needs by simply inserting the prepared flying leads into the appropriate positions. TDT series insertion/extraction tools are necessary for programming.

RA096F	Modular Adapter, DB9 Female/RJ12 (6x6) Jack	8.58	8.41	8.07	CALL
RA098F	Modular Adapter, DB9 Female/RJ45 (8x8) Jack	8.56	8.39	8.05	CALL
RA098M	Modular Adapter, DB9 Male/RJ45 (8x8) Jack	8.56	8.39	8.05	CALL

RA158M	Modular Adapter, DB15 Male/RJ45 (8x8) Jack	8.59	8.42	8.07	CALL
--------	--	------	------	------	------

RA256M	Modular Adapter, DB25 Male/RJ12 (6x6) Jack	9.04	8.86	8.50	CALL
RA258F	Modular Adapter, DB25 Female/RJ45 (8x8) Jack	9.04	8.86	8.50	CALL
RA258M	Modular Adapter, DB25 Male/RJ45 (8x8) Jack	9.04	8.86	8.50	CALL

RA2510F	Modular Adapter, DB25 Female/10 Pin Modular Jack	14.14	13.86	13.29	CALL
RA2510M	Modular Adapter, DB25 Male/10 Pin Modular Jack	14.14	13.86	13.29	CALL

RA2588F	Modular Adapter, DB25 Female/Dual RJ45 Modular Jack	14.13	13.85	13.28	CALL
RA2588M	Modular Adapter, DB25 Male/Dual RJ45 Modular Jack	14.21	13.93	13.36	CALL

Modular Adapter Kits - With Slotted Screws, Mate with DB9 and DB25

This series is identical to the RA Series except for the fact that the thumbscrew is replaced with a shorter screw head requiring a screwdriver for fastening to the system. A full range is provided which includes the DB9 and DB25 interface, available with RJ11/12 or RJ45 jacks. Modular contacts have 30 microinches (0.762µm) of gold plating. TDT series insertion/extraction tools are necessary for programming.

RBA096F	Modular Adapter, DB9 Female/RJ12 (6x6) Jack	7.75	7.59	7.28	CALL
RBA096M	Modular Adapter, DB9 Male/RJ12 (6x6) Jack	7.75	7.59	7.28	CALL
RBA098F	Modular Adapter, DB9 Female/RJ45 (8x8) Jack	7.75	7.59	7.28	CALL
RBA098M	Modular Adapter, DB9 Male/RJ45 (8x8) Jack	7.75	7.59	7.28	CALL

RBA256F	Modular Adapter, DB25 Female/RJ12 (6x6) Jack	9.04	8.86	8.50	CALL
RBA256M	Modular Adapter, DB25 Male/RJ12 (6x6) Jack	9.04	8.86	8.50	CALL
RBA258F	Modular Adapter, DB25 Female/RJ45 (8x8) Jack	8.37	8.20	7.87	CALL

Shielded Modular Adapter Kits - Feature Special Internal Design - EMI/RFI Shield

Similar in appearance and use to our standard RA Series but the similarity ends there. Built into the Gray plastic case assembly is an inner formed metal shield. Modular contacts have 30 microinches (0.762µm) of gold plating. This is our best adapter; guaranteed to provide the best shielding effectiveness. Mandatory for systems utilizing fully shielded cabling and shielded modular plugs. Use TDT series tools to insert/remove contacts. 4-40 hardware.

RS9EMI8F	Shielded Modular Adapter, DB9 Female/RJ45 (8x8) Jack	12.32	11.95	11.58	CALL
RS9EMI8M	Shielded Modular Adapter, DB9 Male/RJ45 (8x8) Jack	12.32	11.95	11.58	CALL

RS25EMI8F	Shielded Modular Adapter, DB25 Female/RJ45 (8x8) Jack	12.44	12.07	11.69	CALL
RS25EMI8M	Shielded Modular Adapter, DB25 Male/RJ45 (8x8) Jack	12.44	12.07	11.69	CALL

Shielded Dual RJ45 Die-cast Adapters

L-com's exclusive die cast dual RJ45 to D-Sub 25 male or female adapters provide 100% shield coverage. These unique fully die cast adapter housings ship as a kit so that you can terminate as needed for your project. L-com can custom wire these for you with modest minimums. Contact us today with your project needs.

RA2588FS	Shielded Adapter, DB25 Female/Dual RJ45 (8x8) Jack	33.56	32.55	31.55	CALL
RA2588MS	Shielded Adapter, DB25 Male/Dual RJ45 (8x8) Jack	33.56	32.55	31.55	CALL

Insertion and Removal Tools For Crimp & Poke Type Contacts - Professional and Economy Versions

Two insertion/extraction tools are available for inserting contacts into D-Subs. Professional model is made for multiple insertions and is built on a larger, more ergonomic tool body. The economy version is also available when limited insertions are necessary.

TDT	Economy Contact Insertion/Extraction Tool	5.18	5.08	4.97	CALL
TDTPRO	Pro Contact Insertion/Extraction Tool	38.22	37.46	36.69	CALL

Modular Jack Configuration						
Jack (Female Gender)						
HANDSET 4x4	RJ11 6x4	RJ12 6x6	MMJ OFFSET 6x6	RJ45 8x8	RJ45 KEYED 8x8	10 POSITION 10x10

Ethernet Cable Applications

Download this helpful chart at L-com.com/EthernetCableGuide

CONSTRUCTION

UTP

Used in controlled environments with very little to no EMI/RFI. Used in home, small office and Enterprise business networks.

Shielded

For environments where EMI/RFI is present, such as near motors, generators and other "noise" generating machines.

Double Shielded

Used in extremely high EMI/RFI environments such as factories and processing plants where "noise" generating equipment including generators, power transmission lines, and electric motors are present.

High Flex

Used in continuous motion applications such as a robot arm control cable in a manufacturing environment.

MATERIAL

PVC

Very common jacket and over mold compound used in basic small office/home office (SOHO), small to medium business (SMB) and Enterprise network applications. PVC burns rapidly and releases hazardous gases when burned. Applications consist of general open space connectivity (not used in walls or ceilings).

LSZH

Low Smoke Zero Halogen cables produce very little smoke when burned and release no halogen compounds including Fluorine, Chlorine, and Bromine. This type of cabling is typically used in confined spaces where human lives and expensive communications equipment reside. LSZH is used on ships, submarines, aircraft, terrestrial vehicles etc.

Plenum

Plenum cabling is used in buildings in the plenum air space usually above ceiling tiles or in the plenum airspace under the flooring in a server room or data closet. Plenum cables will self extinguish and not re-ignite.

PUR/TPE

PUR (polyurethane) and TPE (thermoplastic elastomer) cabling are typically used in harsh or Industrial Ethernet networking applications where the presence of petroleum based contaminants, UV rays, and physical impacts occur. Applications include oil refineries, factory floor, manufacturing, processing industries (food and chemical) etc.

Telecom/Modular Connectors

MALE PLUGS



Modular (6x2)

Modular (8x2)

Modular (8x4)

Modular (8x6)

Modular 10 Pos. (10x10)

Modular RJ11 (6x4)

Modular RJ12 (6x6)

Modular RJ45 (8x8)

Modular RJ45 (8x8 Keyed)

Modular MMJ (6x6)

FEMALE JACKS



Tip Solid vs Stranded Center Conductors

Online Video

L-com.com/Videos/A19

In network cabling there are two distinct types of cable that are offered. Each type of cable has advantages and disadvantages: **Stranded cable**, used on workstation patch cords, is very flexible and easily bends but has a slightly higher attenuation factor. **Solid cable**, used in horizontal runs, is stiff but offers better transmission performance.

Comparison Between Solid and Stranded Conductor Cable

	Solid Conductor Cable	Stranded Conductor Cable
Advantages	Lowest Cost Best Transmission Performance Terminates to IDC110 Blocks/Jacks	Very Flexible Easy Plug Termination
Disadvantages	Not Flexible Difficult to terminate to plug	Higher Cost Recommended Distance (<10m) Higher Attenuation Cannot connect to IDC 110 blocks

Solid Conductor Cable

Stranded Conductor Cable





DATA CABLING

What is D-Subminiature?

D-Subminiature products are connection products utilizing various D-Subminiature style interface types to transmit data signals.

How is D-Subminiature used?

D-Subminiature products are used to connect a data generating device such as a CPU (Central Processing Unit) to a data producing device such as a printer.

Where is D-Subminiature used?

D-Subminiature products are used in numerous data transmission applications found in office, industrial, home or testing environments.




Poorly shielded cables can cause systems to fail EMI Certification

L-com's manufacturing process includes 360 degree shielding under the mold to insure full shielding from the bulk cable shield to the connector shell. Some competitors shortcut this process by just tack soldering the cable drain wire to the connector shell. In many applications this shortcut results in EMI leakage causing systems to fail testing.


Economy Series

360° Foil Shield



Deluxe Series

360° Copper Shield



Premium Series

Terminal Shield
Custom steel box provides 100% shielding



What is the difference between assembled and molded cable assemblies?

The difference between an assembled and molded cable assembly is in the construction of the backshell. An assembled backshell can be plastic (not shielded) or metal (shielded) and can be disassembled by removing hardware. On a molded cable assembly, the backshell is typically molded PVC that cannot be disassembled.



ASSEMBLED

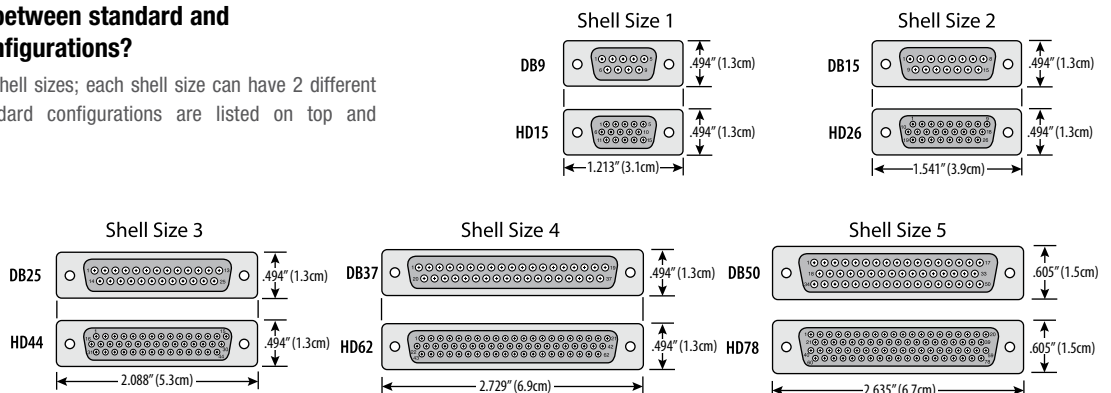
MOLDED

What is the difference between standard and High-Density D-Sub configurations?

The industry uses 5 different shell sizes; each shell size can have 2 different configurations of pins. Standard configurations are listed on top and High-Density are listed below.

Online Video


L-com.com/Videos/A13



Economy D-Sub Cable Assemblies - Fully Populated with 4-40 Hardware

The CSM Series of D-Sub cable assemblies offer solid performance at economical prices. All assemblies utilize 26 AWG stranded conductors with foil shielding for flexibility and performance. Backshells are fully molded for reliability in environments where flexing is an issue. Mating hardware is 4-40 machine screws. Hex nuts on female connectors are removable to expose 4-40 machine screws. Color is gray.


• More lengths available. Go to L-com.com



Standard or Hi-Density D-Sub configurations

Online Video

L-com.com/Videos/A13



Item #	Description	1-9	10-24	25-99	100+
--------	-------------	-----	-------	-------	------

Economy 9 Pin D-Sub Molded Cables - Common for Serial Connections, Shielded and Fully Populated

CSM9MM-1	Economy Molded Cable, DB9 Male/Male, 1.0ft (0.3m)	10.05	9.25	8.44	CALL
CSM9MM-2.5	Economy Molded Cable, DB9 Male/Male, 2.5ft (0.8m)	11.67	10.74	9.80	CALL
CSM9MM-5	Economy Molded Cable, DB9 Male/Male, 5.0ft (1.5m)	12.86	11.83	10.80	CALL
CSM9MM-10	Economy Molded Cable, DB9 Male/Male, 10.0ft (3.0m)	13.30	12.24	11.17	CALL
CSM9MM-25	Economy Molded Cable, DB9 Male/Male, 25.0ft (7.6m)	21.14	19.45	17.76	CALL
CSM9MF-1	Economy Molded Cable, DB9 Male/Female, 1.0ft (0.3m)	9.81	9.03	8.24	CALL
CSM9MF-2.5	Economy Molded Cable, DB9 Male/Female, 2.5ft (0.8m)	8.17	7.52	6.86	CALL
CSM9MF-5	Economy Molded Cable, DB9 Male/Female, 5.0ft (1.5m)	9.00	8.28	7.56	CALL
CSM9MF-10	Economy Molded Cable, DB9 Male/Female, 10.0ft (3.0m)	11.40	10.49	9.58	CALL
CSM9MF-15	Economy Molded Cable, DB9 Male/Female, 15.0ft (4.6m)	13.99	12.87	11.75	CALL
CSM9MF-25	Economy Molded Cable, DB9 Male/Female, 25.0ft (7.6m)	18.74	17.24	15.74	CALL
CSM9MF-50	Economy Molded Cable, DB9 Male/Female, 50.0ft (15.2m)	29.73	27.35	24.97	CALL

Economy 15 Pin D-Sub Molded Cables - For Various Applications, Shielded and Fully Populated

CSM15MM-1	Economy Molded Cable, DB15 Male/Male, 1.0ft (0.3m)	13.20	12.41	11.62	CALL
CSM15MM-2.5	Economy Molded Cable, DB15 Male/Male, 2.5ft (0.8m)	13.51	12.70	11.89	CALL
CSM15MM-5	Economy Molded Cable, DB15 Male/Male, 5.0ft (1.5m)	16.42	15.43	14.45	CALL
CSM15MM-10	Economy Molded Cable, DB15 Male/Male, 10.0ft (3.0m)	15.80	14.85	13.90	CALL
CSM15MM-25	Economy Molded Cable, DB15 Male/Male, 25.0ft (7.6m)	27.82	26.15	24.48	CALL
CSM15MF-1	Economy Molded Cable, DB15 Male/Female, 1.0ft (0.3m)	13.50	12.69	11.88	CALL
CSM15MF-2.5	Economy Molded Cable, DB15 Male/Female, 2.5ft (0.8m)	14.69	13.81	12.93	CALL
CSM15MF-5	Economy Molded Cable, DB15 Male/Female, 5.0ft (1.5m)	16.94	15.92	14.91	CALL
CSM15MF-10	Economy Molded Cable, DB15 Male/Female, 10.0ft (3.0m)	14.53	13.66	12.79	CALL
CSM15MF-15	Economy Molded Cable, DB15 Male/Female, 15.0ft (4.6m)	20.79	19.54	18.30	CALL
CSM15MF-50	Economy Molded Cable, DB15 Male/Female, 50.0ft (15.2m)	42.79	40.22	37.66	CALL

Economy 25 Pin D-Sub Molded Cables - Shielded and Fully Populated

CSM25MM-1	Economy Molded Cable, DB25 Male/Male, 1.0ft (0.3m)	14.62	13.74	12.87	CALL
CSM25MM-2.5	Economy Molded Cable, DB25 Male/Male, 2.5ft (0.8m)	17.35	16.31	15.27	CALL
CSM25MM-5	Economy Molded Cable, DB25 Male/Male, 5.0ft (1.5m)	16.31	15.33	14.35	CALL
CSM25MM-10	Economy Molded Cable, DB25 Male/Male, 10.0ft (3.0m)	21.98	20.66	19.34	CALL
CSM25MM-25	Economy Molded Cable, DB25 Male/Male, 25.0ft (7.6m)	37.25	35.02	32.78	CALL
CSM25MF-1	Economy Molded Cable, DB25 Male/Female, 1.0ft (0.3m)	16.83	15.82	14.81	CALL
CSM25MF-2.5	Economy Molded Cable, DB25 Male/Female, 2.5ft (0.8m)	16.58	15.59	14.59	CALL
CSM25MF-5	Economy Molded Cable, DB25 Male/Female, 5.0ft (1.5m)	15.46	14.53	13.60	CALL
CSM25MF-10	Economy Molded Cable, DB25 Male/Female, 10.0ft (3.0m)	23.09	21.70	20.32	CALL
CSM25MF-25	Economy Molded Cable, DB25 Male/Female, 25.0ft (7.6m)	32.47	30.52	28.57	CALL
CSM25MF-50	Economy Molded Cable, DB25 Male/Female, 50.0ft (15.2m)	53.99	50.75	47.51	CALL

Economy 37 Pin D-Sub Molded Cables - Shielded and Fully Populated

CSM37MM-1	Economy Molded Cable, DB37 Male/Male, 1.0ft (0.3m)	31.05	29.19	27.32	CALL
CSM37MM-2.5	Economy Molded Cable, DB37 Male/Male, 2.5ft (0.8m)	32.71	30.75	28.78	CALL
CSM37MM-5	Economy Molded Cable, DB37 Male/Male, 5.0ft (1.5m)	35.97	33.81	31.65	CALL
CSM37MM-10	Economy Molded Cable, DB37 Male/Male, 10.0ft (3.0m)	42.51	39.96	37.41	CALL
CSM37MF-1	Economy Molded Cable, DB37 Male/Female, 1.0ft (0.3m)	31.05	29.19	27.32	CALL
CSM37MF-2.5	Economy Molded Cable, DB37 Male/Female, 2.5ft (0.8m)	32.71	30.75	28.78	CALL
CSM37MF-5	Economy Molded Cable, DB37 Male/Female, 5.0ft (1.5m)	35.97	33.81	31.65	CALL
CSM37MF-10	Economy Molded Cable, DB37 Male/Female, 10.0ft (3.0m)	42.51	39.96	37.41	CALL
CSM37MF-25	Economy Molded Cable, DB37 Male/Female, 25.0ft (7.6m)	62.13	58.40	54.67	CALL

Replacement 4-40 Screws for CSM Series Assemblies - Sold in 10/Packs

TS-CSM	Replacement Screws for CSM Series Assemblies, Pkg/10	4.71	4.43	4.14	CALL
--------	--	------	------	------	------

Copper wire current carrying capacity


Current carrying capacity is the maximum number of amperes (amps) that can flow through a conductor before it breaks down. Many factors determine actual current carrying capacity including conductor size, temperature, number of bundled conductors, air flow and insulation material and thickness. Therefore, this chart should only be used as a general guideline to determine actual performance.

Note:
 Figures based on 30°C ambient temperature
 Units are measured in Amps
 x = Current reduction factor
 Reduction factors apply when conductors are bundled

INSULATION MATERIAL	WIRE SIZE						
	30 AWG	28 AWG	26 AWG	24 AWG	22 AWG	20 AWG	18 AWG
PVC - Standard Data Cables	2x	3x	4x	6x	8x	10x	15x
Polyethylene - Low Smoke, Zero Halogen Cable	3x	4x	5x	7x	9x	12x	17x
Halar - Plenum, High Temperature Data Cable	3x	5x	6x	8x	11x	14x	20x

# Bundled Conductors	Reduction Factor (x)
2-5	0.8
6-15	0.7
16-30	0.5

Example:
 Q: What is the estimated current capacity for L-com data cable CS9-100?
 A: The important factors are:
 1) 24 AWG conductors, 2) PVC Insulation, 3) 9 Conductors.
 The current rating is: [6x(x=0.7)] = 4.2 Amps per conductor.



Flammability/toxicity ratings of cable jackets

Online Video

L-com.com/Videos/A20



CSMN37MF

CSMN50MF

More lengths available. Go to L-com.com



CPMS9MF

CPMS15MF

CPMS25MF




TS-CSMN

Item #	Description	1-9	10-24	25-99	100+
Deluxe 37 Pin D-Sub Molded Cables with Thumbscrews - Shielded and Fully Populated					
CSMN37MM-1	Deluxe Molded Cable, DB37 Male/Male, 1.0ft (0.3m)	34.66	32.58	30.50	CALL
CSMN37MM-2.5	Deluxe Molded Cable, DB37 Male/Male, 2.5ft (0.8m)	36.64	34.44	32.24	CALL
CSMN37MM-5	Deluxe Molded Cable, DB37 Male/Male, 5.0ft (1.5m)	39.96	37.56	35.16	CALL
CSMN37MM-10	Deluxe Molded Cable, DB37 Male/Male, 10.0ft (3.0m)	46.18	43.41	40.64	CALL
CSMN37MM-25	Deluxe Molded Cable, DB37 Male/Male, 25.0ft (7.6m)	66.59	62.59	58.60	CALL
CSMN37MM-50	Deluxe Molded Cable, DB37 Male/Male, 50.0ft (15.2m)	97.53	91.68	85.83	CALL
CSMN37MF-1	Deluxe Molded Cable, DB37 Male/Female, 1.0ft (0.3m)	34.00	31.96	29.92	CALL
CSMN37MF-2.5	Deluxe Molded Cable, DB37 Male/Female, 2.5ft (0.8m)	36.29	34.11	31.94	CALL
CSMN37MF-5	Deluxe Molded Cable, DB37 Male/Female, 5.0ft (1.5m)	39.20	36.85	34.50	CALL
CSMN37MF-10	Deluxe Molded Cable, DB37 Male/Female, 10.0ft (3.0m)	45.72	42.98	40.23	CALL
CSMN37MF-25	Deluxe Molded Cable, DB37 Male/Female, 25.0ft (7.6m)	65.96	62.00	58.04	CALL
CSMN37MF-50	Deluxe Molded Cable, DB37 Male/Female, 50.0ft (15.2m)	97.97	92.09	86.21	CALL

Item #	Description	1-9	10-24	25-99	100+
Deluxe 50 Pin D-Sub Molded Cables with Thumbscrews - Shielded and Fully Populated					
CSMN50MM-1	Deluxe Molded Cable, DB50 Male/Male, 1.0ft (0.3m)	62.61	58.85	55.10	CALL
CSMN50MM-2.5	Deluxe Molded Cable, DB50 Male/Male, 2.5ft (0.8m)	68.62	64.50	60.39	CALL
CSMN50MM-10	Deluxe Molded Cable, DB50 Male/Male, 10.0ft (3.0m)	98.57	92.66	86.74	CALL
CSMN50MM-25	Deluxe Molded Cable, DB50 Male/Male, 25.0ft (7.6m)	158.49	148.98	139.47	CALL
CSMN50MM-50	Deluxe Molded Cable, DB50 Male/Male, 50.0ft (15.2m)	258.36	242.86	227.36	CALL
CSMN50MF-1	Deluxe Molded Cable, DB50 Male/Female, 1.0ft (0.3m)	62.61	58.85	55.10	CALL
CSMN50MF-2.5	Deluxe Molded Cable, DB50 Male/Female, 2.5ft (0.8m)	67.30	63.26	59.22	CALL
CSMN50MF-10	Deluxe Molded Cable, DB50 Male/Female, 10.0ft (3.0m)	95.74	90.00	84.25	CALL
CSMN50MF-25	Deluxe Molded Cable, DB50 Male/Female, 25.0ft (7.6m)	155.45	146.12	136.80	CALL
CSMN50MF-50	Deluxe Molded Cable, DB50 Male/Female, 50.0ft (15.2m)	258.36	242.86	227.36	CALL

Heavy Duty D-Sub Cables - 20 AWG Conductors, Double Shielded

L-com's ground breaking D-Sub cables use 20 AWG conductors, the largest conductor most D-Sub connectors can accommodate. This allows for maximum current throughput as well as an extremely durable assembly. Other key features include double shielding to prevent against data corrupting EMI/RFI, threaded inserts allowing the cable to be panel mounted directly without use of an adapter, and straight through wiring to accommodate most applications. Standard lengths range from 1 to 50ft (0.3 to 15.2m) and custom lengths/pinouts are available with modest minimum requirements.



Item #	Description	1-9	10-24	25-99	100+
Heavy Duty 9 Pin D-Sub Molded Cables with Thumbscrews - 20 AWG Conductors, Double Shielded					
CPMS9MM-1	Heavy Duty Molded Cable, DB9 Male/Male, 1.0ft (0.3m)	20.94	19.68	18.43	CALL
CPMS9MM-2.5	Heavy Duty Molded Cable, DB9 Male/Male, 2.5ft (0.8m)	24.76	23.27	21.79	CALL
CPMS9MM-5	Heavy Duty Molded Cable, DB9 Male/Male, 5.0ft (1.5m)	32.71	30.75	28.78	CALL
CPMS9MM-10	Heavy Duty Molded Cable, DB9 Male/Male, 10.0ft (3.0m)	41.76	39.25	36.75	CALL
CPMS9MM-25	Heavy Duty Molded Cable, DB9 Male/Male, 25.0ft (7.6m)	76.11	71.54	66.98	CALL
CPMS9MM-50	Heavy Duty Molded Cable, DB9 Male/Male, 50.0ft (15.2m)	135.27	127.15	119.04	CALL
CPMS9MF-1	Heavy Duty Molded Cable, DB9 Male/Female, 1.0ft (0.3m)	20.54	19.31	18.08	CALL
CPMS9MF-2.5	Heavy Duty Molded Cable, DB9 Male/Female, 2.5ft (0.8m)	24.52	23.05	21.58	CALL
CPMS9MF-5	Heavy Duty Molded Cable, DB9 Male/Female, 5.0ft (1.5m)	29.81	28.02	26.23	CALL
CPMS9MF-10	Heavy Duty Molded Cable, DB9 Male/Female, 10.0ft (3.0m)	40.97	38.51	36.05	CALL
CPMS9MF-25	Heavy Duty Molded Cable, DB9 Male/Female, 25.0ft (7.6m)	74.64	70.16	65.68	CALL
CPMS9MF-50	Heavy Duty Molded Cable, DB9 Male/Female, 50.0ft (15.2m)	133.97	125.93	117.89	CALL

Item #	Description	1-9	10-24	25-99	100+
Heavy Duty 15 Pin D-Sub Molded Cables with Thumbscrews - 20 AWG Conductors, Double Shielded					
CPMS15MM-1	Heavy Duty Molded Cable, DB15 Male/Male, 1.0ft (0.3m)	29.19	27.44	25.69	CALL
CPMS15MM-2.5	Heavy Duty Molded Cable, DB15 Male/Male, 2.5ft (0.8m)	33.96	31.92	29.88	CALL
CPMS15MM-5	Heavy Duty Molded Cable, DB15 Male/Male, 5.0ft (1.5m)	43.04	40.46	37.88	CALL
CPMS15MM-10	Heavy Duty Molded Cable, DB15 Male/Male, 10.0ft (3.0m)	61.81	58.10	54.39	CALL
CPMS15MM-25	Heavy Duty Molded Cable, DB15 Male/Male, 25.0ft (7.6m)	116.92	109.90	102.89	CALL
CPMS15MM-50	Heavy Duty Molded Cable, DB15 Male/Male, 50.0ft (15.2m)	208.73	196.21	183.68	CALL
CPMS15MF-1	Heavy Duty Molded Cable, DB15 Male/Female, 1.0ft (0.3m)	29.06	27.32	25.57	CALL
CPMS15MF-2.5	Heavy Duty Molded Cable, DB15 Male/Female, 2.5ft (0.8m)	33.96	31.92	29.88	CALL
CPMS15MF-5	Heavy Duty Molded Cable, DB15 Male/Female, 5.0ft (1.5m)	42.21	39.68	37.14	CALL
CPMS15MF-10	Heavy Duty Molded Cable, DB15 Male/Female, 10.0ft (3.0m)	61.22	57.55	53.87	CALL
CPMS15MF-25	Heavy Duty Molded Cable, DB15 Male/Female, 25.0ft (7.6m)	114.68	107.80	100.92	CALL
CPMS15MF-50	Heavy Duty Molded Cable, DB15 Male/Female, 50.0ft (15.2m)	206.73	194.33	181.92	CALL


Item #	Description	1-9	10-24	25-99	100+
Heavy Duty 25 Pin D-Sub Molded Cables with Thumbscrews - 20 AWG Conductors, Double Shielded					
CPMS25MM-1	Heavy Duty Molded Cable, DB25 Male/Male, 1.0ft (0.3m)	38.08	35.80	33.51	CALL
CPMS25MM-2.5	Heavy Duty Molded Cable, DB25 Male/Male, 2.5ft (0.8m)	47.63	44.77	41.91	CALL
CPMS25MM-5	Heavy Duty Molded Cable, DB25 Male/Male, 5.0ft (1.5m)	63.48	59.67	55.86	CALL
CPMS25MM-10	Heavy Duty Molded Cable, DB25 Male/Male, 10.0ft (3.0m)	95.19	89.48	83.77	CALL
CPMS25MM-25	Heavy Duty Molded Cable, DB25 Male/Male, 25.0ft (7.6m)	190.38	178.96	167.53	CALL
CPMS25MM-50	Heavy Duty Molded Cable, DB25 Male/Male, 50.0ft (15.2m)	348.97	328.03	307.09	CALL
CPMS25MF-1	Heavy Duty Molded Cable, DB25 Male/Female, 1.0ft (0.3m)	38.08	35.80	33.51	CALL
CPMS25MF-2.5	Heavy Duty Molded Cable, DB25 Male/Female, 2.5ft (0.8m)	47.17	44.34	41.51	CALL
CPMS25MF-5	Heavy Duty Molded Cable, DB25 Male/Female, 5.0ft (1.5m)	62.28	58.54	54.81	CALL
CPMS25MF-10	Heavy Duty Molded Cable, DB25 Male/Female, 10.0ft (3.0m)	92.46	86.91	81.36	CALL
CPMS25MF-25	Heavy Duty Molded Cable, DB25 Male/Female, 25.0ft (7.6m)	188.54	177.23	165.92	CALL
CPMS25MF-50	Heavy Duty Molded Cable, DB25 Male/Female, 50.0ft (15.2m)	348.97	328.03	307.09	CALL

Item #	Description	1-9	10-24	25-99	100+
Replacement 4-40 Screws for CSMN, CRMN and CPMS Series Assemblies - Sold in 10/Packs					
TS-CSMN	Replacement Screws for CSMN, CRMN and CPMS Series Assemblies, Pkg/10	5.87	5.52	5.17	CALL

Premium D-Sub Cable Assemblies - Fully Populated and Double Shielded

The CS2N Series of D-Sub cable assemblies is our top of the line D-Sub cabling offering. These cables offer the best features for those applications where only the best will do. The bulk cable utilizes 26AWG stranded conductors with double shielding (copper braid plus aluminum mylar foil) and flexible PVC jacket. Fully molded backshells also have a unique stamped steel internal enclosure that provides the ultimate in shielding performance. Mounting is done via rugged 4-40 thumbscrews that are easy to grip without the need for a screwdriver. Hex nuts on female connectors are removable to expose 4-40 thumbscrews. Color is light gray.

• More lengths available. Go to L-com.com



No more D-Sub connector gender confusion

Online Video

L-com.com/Videos/A14

Item #	Description	1-9	10-24	25-99	100+
--------	-------------	-----	-------	-------	------

Premium 9 Pin D-Sub Cables - Molded, Fully Populated and Double Shielded

CS2N9MM-1	Premium Molded Cable, DB9 Male/Male, 1.0ft (0.3m)	18.08	17.00	15.91	CALL
CS2N9MM-2.5	Premium Molded Cable, DB9 Male/Male, 2.5ft (0.8m)	19.34	18.18	17.02	CALL
CS2N9MM-6	Premium Molded Cable, DB9 Male/Male, 6.0ft (1.8m)	23.52	22.11	20.70	CALL
CS2N9MM-10	Premium Molded Cable, DB9 Male/Male, 10.0ft (3.0m)	27.63	25.97	24.31	CALL
CS2N9MM-15	Premium Molded Cable, DB9 Male/Male, 15.0ft (4.6m)	32.71	30.75	28.78	CALL
CS2N9MM-25	Premium Molded Cable, DB9 Male/Male, 25.0ft (7.6m)	42.99	40.41	37.83	CALL
CS2N9MM-50	Premium Molded Cable, DB9 Male/Male, 50.0ft (15.2m)	70.17	65.96	61.75	CALL
CS2N9MF-1	Premium Molded Cable, DB9 Male/Female, 1.0ft (0.3m)	18.08	17.00	15.91	CALL
CS2N9MF-2.5	Premium Molded Cable, DB9 Male/Female, 2.5ft (0.8m)	19.34	18.18	17.02	CALL
CS2N9MF-6	Premium Molded Cable, DB9 Male/Female, 6.0ft (1.8m)	22.63	21.27	19.91	CALL
CS2N9MF-10	Premium Molded Cable, DB9 Male/Female, 10.0ft (3.0m)	26.58	24.99	23.39	CALL
CS2N9MF-15	Premium Molded Cable, DB9 Male/Female, 15.0ft (4.6m)	31.47	29.58	27.69	CALL
CS2N9MF-25	Premium Molded Cable, DB9 Male/Female, 25.0ft (7.6m)	41.76	39.25	36.75	CALL
CS2N9MF-50	Premium Molded Cable, DB9 Male/Female, 50.0ft (15.2m)	68.81	64.68	60.55	CALL

Premium HD15 D-Sub Cables - Molded, Fully Populated and Double Shielded

CS2H15MM-1	Premium Molded Cable, HD15 Male/Male, 1.0ft (0.3m)	24.20	22.75	21.30	CALL
CS2H15MM-2.5	Premium Molded Cable, HD15 Male/Male, 2.5ft (0.8m)	25.89	24.34	22.78	CALL
CS2H15MM-5	Premium Molded Cable, HD15 Male/Male, 5.0ft (1.5m)	29.00	27.26	25.52	CALL
CS2H15MM-10	Premium Molded Cable, HD15 Male/Male, 10.0ft (3.0m)	34.98	32.88	30.78	CALL
CS2H15MM-25	Premium Molded Cable, HD15 Male/Male, 25.0ft (7.6m)	53.69	50.47	47.25	CALL
CS2H15MM-50	Premium Molded Cable, HD15 Male/Male, 50.0ft (15.2m)	84.90	79.81	74.71	CALL
CS2H15MF-1	Premium Molded Cable, HD15 Male/Female, 1.0ft (0.3m)	24.20	22.75	21.30	CALL
CS2H15MF-2.5	Premium Molded Cable, HD15 Male/Female, 2.5ft (0.8m)	25.89	24.34	22.78	CALL
CS2H15MF-5	Premium Molded Cable, HD15 Male/Female, 5.0ft (1.5m)	29.00	27.26	25.52	CALL
CS2H15MF-10	Premium Molded Cable, HD15 Male/Female, 10.0ft (3.0m)	34.98	32.88	30.78	CALL
CS2H15MF-25	Premium Molded Cable, HD15 Male/Female, 25.0ft (7.6m)	53.69	50.47	47.25	CALL
CS2H15MF-50	Premium Molded Cable, HD15 Male/Female, 50.0ft (15.2m)	84.90	79.81	74.71	CALL

Premium DB15 D-Sub Cables - Molded, Fully Populated and Double Shielded

CS2N15MM-1	Premium Molded Cable, DB15 Male/Male, 1.0ft (0.3m)	23.27	21.87	20.48	CALL
CS2N15MM-2.5	Premium Molded Cable, DB15 Male/Male, 2.5ft (0.8m)	24.74	23.26	21.77	CALL
CS2N15MM-5	Premium Molded Cable, DB15 Male/Male, 5.0ft (1.5m)	26.42	24.83	23.25	CALL
CS2N15MM-10	Premium Molded Cable, DB15 Male/Male, 10.0ft (3.0m)	30.63	28.79	26.95	CALL
CS2N15MM-25	Premium Molded Cable, DB15 Male/Male, 25.0ft (7.6m)	42.81	40.24	37.67	CALL
CS2N15MF-1	Premium Molded Cable, DB15 Male/Female, 1.0ft (0.3m)	23.27	21.87	20.48	CALL
CS2N15MF-2.5	Premium Molded Cable, DB15 Male/Female, 2.5ft (0.8m)	24.50	23.03	21.56	CALL
CS2N15MF-5	Premium Molded Cable, DB15 Male/Female, 5.0ft (1.5m)	26.42	24.83	23.25	CALL
CS2N15MF-10	Premium Molded Cable, DB15 Male/Female, 10.0ft (3.0m)	29.76	27.97	26.19	CALL
CS2N15MF-25	Premium Molded Cable, DB15 Male/Female, 25.0ft (7.6m)	42.81	40.24	37.67	CALL

Premium 25 Pin D-Sub Cables - Molded, Fully Populated and Double Shielded

CS2N25MM-1	Premium Molded Cable, DB25 Male/Male, 1.0ft (0.3m)	25.46	23.93	22.40	CALL
CS2N25MM-2.5	Premium Molded Cable, DB25 Male/Male, 2.5ft (0.8m)	27.02	25.40	23.78	CALL
CS2N25MM-5	Premium Molded Cable, DB25 Male/Male, 5.0ft (1.5m)	30.03	28.23	26.43	CALL
CS2N25MM-10	Premium Molded Cable, DB25 Male/Male, 10.0ft (3.0m)	35.33	33.21	31.09	CALL
CS2N25MM-25	Premium Molded Cable, DB25 Male/Male, 25.0ft (7.6m)	52.86	49.69	46.52	CALL
CS2N25MF-1	Premium Molded Cable, DB25 Male/Female, 1.0ft (0.3m)	25.46	23.93	22.40	CALL
CS2N25MF-5	Premium Molded Cable, DB25 Male/Female, 5.0ft (1.5m)	29.46	27.69	25.92	CALL
CS2N25MF-10	Premium Molded Cable, DB25 Male/Female, 10.0ft (3.0m)	35.00	32.90	30.80	CALL
CS2N25MF-25	Premium Molded Cable, DB25 Male/Female, 25.0ft (7.6m)	52.49	49.34	46.19	CALL

Premium 37 Pin D-Sub Cables - Molded, Fully Populated and Double Shielded

CS2N37MM-1	Premium Molded Cable, DB37 Male/Male, 1.0ft (0.3m)	45.61	42.87	40.14	CALL
CS2N37MM-2.5	Premium Molded Cable, DB37 Male/Male, 2.5ft (0.8m)	48.41	45.51	42.60	CALL
CS2N37MM-5	Premium Molded Cable, DB37 Male/Male, 5.0ft (1.5m)	52.09	48.96	45.84	CALL
CS2N37MM-10	Premium Molded Cable, DB37 Male/Male, 10.0ft (3.0m)	61.24	57.57	53.89	CALL
CS2N37MM-25	Premium Molded Cable, DB37 Male/Male, 25.0ft (7.6m)	90.55	85.12	79.68	CALL
CS2N37MF-1	Premium Molded Cable, DB37 Male/Female, 1.0ft (0.3m)	45.61	42.87	40.14	CALL
CS2N37MF-2.5	Premium Molded Cable, DB37 Male/Female, 2.5ft (0.8m)	47.95	45.07	42.20	CALL
CS2N37MF-5	Premium Molded Cable, DB37 Male/Female, 5.0ft (1.5m)	52.09	48.96	45.84	CALL
CS2N37MF-10	Premium Molded Cable, DB37 Male/Female, 10.0ft (3.0m)	61.24	57.57	53.89	CALL
CS2N37MF-25	Premium Molded Cable, DB37 Male/Female, 25.0ft (7.6m)	90.55	85.12	79.68	CALL

Replacement 4-40 Screws for CS2N and CS2H Series Assemblies - Sold in 10/Packs

TS-CS21	Replacement Screws for CS2N9, CS2N15, CS2H15 Series Assemblies, Pkg/10	5.08	4.78	4.47	CALL
TS-CS2N25	Replacement Screws for CS2N25 Series Assemblies, Pkg/10	5.67	5.33	4.99	CALL
TS-CS2N37	Replacement Screws for CS2N37 Series Assemblies, Pkg/10	6.05	5.69	5.32	CALL





More lengths available.
Go to L-com.com

CS2NB9MF



CS2HB15MF




CS2NB25MF



TS-CS21

TS-CS2N25



CSNULL9MF
CSNULL9MF-A



CSNULL259MF

See detailed drawings for wiring information at L-com.com

Item #	Description	1-9	10-24	25-99	100+
Premium 9 Pin Black D-Sub Cables - Molded, Fully Populated and Double Shielded					
CS2NB9MM-1	Premium Molded Black Cable, DB9 Male/Male, 1.0ft (0.3m)	18.08	17.00	15.91	CALL
CS2NB9MM-2.5	Premium Molded Black Cable, DB9 Male/Male, 2.5ft (0.8m)	19.72	18.54	17.35	CALL
CS2NB9MM-5	Premium Molded Black Cable, DB9 Male/Male, 5.0ft (1.5m)	22.43	21.08	19.74	CALL
CS2NB9MM-10	Premium Molded Black Cable, DB9 Male/Male, 10.0ft (3.0m)	27.63	25.97	24.31	CALL
CS2NB9MM-15	Premium Molded Black Cable, DB9 Male/Male, 15.0ft (4.6m)	32.71	30.75	28.78	CALL
CS2NB9MM-25	Premium Molded Black Cable, DB9 Male/Male, 25.0ft (7.6m)	43.41	40.81	38.20	CALL
CS2NB9MM-50	Premium Molded Black Cable, DB9 Male/Male, 50.0ft (15.2m)	70.17	65.96	61.75	CALL
CS2NB9MF-1	Premium Molded Black Cable, DB9 Male/Female, 1.0ft (0.3m)	18.08	17.00	15.91	CALL
CS2NB9MF-2.5	Premium Molded Black Cable, DB9 Male/Female, 2.5ft (0.8m)	19.72	18.54	17.35	CALL
CS2NB9MF-5	Premium Molded Black Cable, DB9 Male/Female, 5.0ft (1.5m)	22.43	21.08	19.74	CALL
CS2NB9MF-10	Premium Molded Black Cable, DB9 Male/Female, 10.0ft (3.0m)	27.36	25.72	24.08	CALL
CS2NB9MF-25	Premium Molded Black Cable, DB9 Male/Female, 25.0ft (7.6m)	43.41	40.81	38.20	CALL
CS2NB9MF-50	Premium Molded Black Cable, DB9 Male/Female, 50.0ft (15.2m)	70.17	65.96	61.75	CALL

Item #	Description	1-9	10-24	25-99	100+
Premium HD15 Pin Black D-Sub Cables - Molded, Fully Populated and Double Shielded					
CS2HB15MM-1	Premium Molded Black Cable, HD15 Male/Male, 1.0ft (0.3m)	24.20	22.75	21.30	CALL
CS2HB15MM-2.5	Premium Molded Black Cable, HD15 Male/Male, 2.5ft (0.8m)	25.89	24.34	22.78	CALL
CS2HB15MM-5	Premium Molded Black Cable, HD15 Male/Male, 5.0ft (1.5m)	29.00	27.26	25.52	CALL
CS2HB15MM-10	Premium Molded Black Cable, HD15 Male/Male, 10.0ft (3.0m)	34.98	32.88	30.78	CALL
CS2HB15MM-15	Premium Molded Black Cable, HD15 Male/Male, 15.0ft (4.6m)	41.21	38.74	36.26	CALL
CS2HB15MM-25	Premium Molded Black Cable, HD15 Male/Male, 25.0ft (7.6m)	53.17	49.98	46.79	CALL
CS2HB15MM-50	Premium Molded Black Cable, HD15 Male/Male, 50.0ft (15.2m)	84.90	79.81	74.71	CALL
CS2HB15MF-1	Premium Molded Black Cable, HD15 Male/Female, 1.0ft (0.3m)	23.96	22.52	21.08	CALL
CS2HB15MF-2.5	Premium Molded Black Cable, HD15 Male/Female, 2.5ft (0.8m)	25.89	24.34	22.78	CALL
CS2HB15MF-5	Premium Molded Black Cable, HD15 Male/Female, 5.0ft (1.5m)	29.00	27.26	25.52	CALL
CS2HB15MF-10	Premium Molded Black Cable, HD15 Male/Female, 10.0ft (3.0m)	34.30	32.24	30.18	CALL
CS2HB15MF-15	Premium Molded Black Cable, HD15 Male/Female, 15.0ft (4.6m)	40.81	38.36	35.91	CALL
CS2HB15MF-25	Premium Molded Black Cable, HD15 Male/Female, 25.0ft (7.6m)	53.69	50.47	47.25	CALL
CS2HB15MF-50	Premium Molded Black Cable, HD15 Male/Female, 50.0ft (15.2m)	81.63	76.73	71.83	CALL

Item #	Description	1-9	10-24	25-99	100+
Premium 15 Pin Black D-Sub Cables - Molded, Fully Populated and Double Shielded					
CS2NB15MM-1	Premium Molded Black Cable, DB15 Male/Male, 1.0ft (0.3m)	23.04	21.66	20.28	CALL
CS2NB15MM-2.5	Premium Molded Black Cable, DB15 Male/Male, 2.5ft (0.8m)	24.86	23.37	21.88	CALL
CS2NB15MM-5	Premium Molded Black Cable, DB15 Male/Male, 5.0ft (1.5m)	27.63	25.97	24.31	CALL
CS2NB15MM-15	Premium Molded Black Cable, DB15 Male/Male, 15.0ft (4.6m)	39.25	36.89	34.54	CALL
CS2NB15MM-25	Premium Molded Black Cable, DB15 Male/Male, 25.0ft (7.6m)	48.29	45.39	42.50	CALL
CS2NB15MM-50	Premium Molded Black Cable, DB15 Male/Male, 50.0ft (15.2m)	80.86	76.01	71.16	CALL
CS2NB15MF-1	Premium Molded Black Cable, DB15 Male/Female, 1.0ft (0.3m)	23.04	21.66	20.28	CALL
CS2NB15MF-2.5	Premium Molded Black Cable, DB15 Male/Female, 2.5ft (0.8m)	24.86	23.37	21.88	CALL
CS2NB15MF-5	Premium Molded Black Cable, DB15 Male/Female, 5.0ft (1.5m)	27.63	25.97	24.31	CALL
CS2NB15MF-10	Premium Molded Black Cable, DB15 Male/Female, 10.0ft (3.0m)	33.30	31.30	29.30	CALL
CS2NB15MF-15	Premium Molded Black Cable, DB15 Male/Female, 15.0ft (4.6m)	39.25	36.89	34.54	CALL
CS2NB15MF-25	Premium Molded Black Cable, DB15 Male/Female, 25.0ft (7.6m)	51.13	48.06	44.99	CALL
CS2NB15MF-50	Premium Molded Black Cable, DB15 Male/Female, 50.0ft (15.2m)	80.86	76.01	71.16	CALL

Item #	Description	1-9	10-24	25-99	100+
Premium 25 Pin Black D-Sub Cables - Molded, Fully Populated and Double Shielded					
CS2NB25MM-1	Premium Molded Black Cable, DB25 Male/Male, 1.0ft (0.3m)	25.46	23.93	22.40	CALL
CS2NB25MM-2.5	Premium Molded Black Cable, DB25 Male/Male, 2.5ft (0.8m)	27.02	25.40	23.78	CALL
CS2NB25MM-5	Premium Molded Black Cable, DB25 Male/Male, 5.0ft (1.5m)	29.77	27.98	26.20	CALL
CS2NB25MM-10	Premium Molded Black Cable, DB25 Male/Male, 10.0ft (3.0m)	35.67	33.53	31.39	CALL
CS2NB25MM-15	Premium Molded Black Cable, DB25 Male/Male, 15.0ft (4.6m)	44.24	41.59	38.93	CALL
CS2NB25MM-25	Premium Molded Black Cable, DB25 Male/Male, 25.0ft (7.6m)	62.69	58.93	55.17	CALL
CS2NB25MF-1	Premium Molded Black Cable, DB25 Male/Female, 1.0ft (0.3m)	25.46	23.93	22.40	CALL
CS2NB25MF-2.5	Premium Molded Black Cable, DB25 Male/Female, 2.5ft (0.8m)	28.28	26.58	24.89	CALL
CS2NB25MF-5	Premium Molded Black Cable, DB25 Male/Female, 5.0ft (1.5m)	29.73	27.95	26.16	CALL
CS2NB25MF-10	Premium Molded Black Cable, DB25 Male/Female, 10.0ft (3.0m)	35.67	33.53	31.39	CALL
CS2NB25MF-25	Premium Molded Black Cable, DB25 Male/Female, 25.0ft (7.6m)	61.35	57.67	53.99	CALL
CS2NB25MF-50	Premium Molded Black Cable, DB25 Male/Female, 50.0ft (15.2m)	101.77	95.66	89.56	CALL

Item #	Description	1-9	10-24	25-99	100+
Replacement 4-40 Screws for CS2NB and CS2HB Series Assemblies - Sold in 10/Packs					
TS-CS21	Replacement Screws for CS2NB9, CS2NB15, CS2HB15 Series Assemblies, Pkg/10	5.08	4.78	4.47	CALL
TS-CS2N25	Replacement Screws for CS2NB25 Series Assemblies, Pkg/10	5.67	5.33	4.99	CALL

Item #	Description	1-9	10-24	25-99	100+
Deluxe Null Modem Cable Assemblies with Thumbscrews, Fully Shielded					
The CSNULL series of cable assemblies features the same construction as the CSMN series but is wired to the most common null modem wiring schemes. The transmit data and receive data signals are crossed to allow two DTE or DCE devices to communicate.					
CSNULL9FF-5	Deluxe Null Modem Cable, DB9 Female/Female, 5.0ft (1.5m)	14.38	13.23	12.08	CALL
CSNULL9FF-10	Deluxe Null Modem Cable, DB9 Female/Female, 10.0ft (3.0m)	16.67	15.34	14.00	CALL
CSNULL9FF-25	Deluxe Null Modem Cable, DB9 Female/Female, 25.0ft (7.6m)	23.71	21.81	19.92	CALL
CSNULL9MF-5	Deluxe Null Modem Cable, DB9 Male/Female, 5.0ft (1.5m)	14.38	13.23	12.08	CALL
CSNULL9MF-10	Deluxe Null Modem Cable, DB9 Male/Female, 10.0ft (3.0m)	16.67	15.34	14.00	CALL
CSNULL9MF-25	Deluxe Null Modem Cable, DB9 Male/Female, 25.0ft (7.6m)	23.71	21.81	19.92	CALL
CSNULL9FF-5A	Deluxe Null Modem Cable, DB9 Female/Female, 5.0ft (1.5m)	14.24	13.10	11.96	CALL
CSNULL9FF-10A	Deluxe Null Modem Cable, DB9 Female/Female, 10.0ft (3.0m)	16.52	15.20	13.88	CALL
CSNULL9FF-25A	Deluxe Null Modem Cable, DB9 Female/Female, 25.0ft (7.6m)	23.71	21.81	19.92	CALL
CSNULL9MF-5A	Deluxe Null Modem Cable, DB9 Male/Female, 5.0ft (1.5m)	14.38	13.23	12.08	CALL
CSNULL9MF-10A	Deluxe Null Modem Cable, DB9 Male/Female, 10.0ft (3.0m)	16.67	15.34	14.00	CALL
CSNULL9MF-25A	Deluxe Null Modem Cable, DB9 Male/Female, 25.0ft (7.6m)	24.29	22.35	20.40	CALL
CSNULL259MF-5	Deluxe Null Modem Cable, DB25 Male/DB9 Female, 5.0ft (1.5m)	15.05	13.85	12.64	CALL
CSNULL259MF-10	Deluxe Null Modem Cable, DB25 Male/DB9 Female, 10.0ft (3.0m)	16.88	15.53	14.18	CALL
CSNULL259MF-25	Deluxe Null Modem Cable, DB25 Male/DB9 Female, 25.0ft (7.6m)	26.33	24.22	22.12	CALL

Item #	Description	1-9	10-24	25-99	100+
--------	-------------	-----	-------	-------	------

Deluxe Molded Black D-Sub Cables

These cables give the user the option to color match to black equipment and are constructed identically to our CSMN light gray cable series.

Deluxe 9 Pin D-Sub Molded Cables - Shielded and Fully Populated

CSMNB9MM-1	Deluxe Molded Cable, DB9 Male/Male, 1.0ft (0.3m)	8.97	8.25	7.53	CALL
CSMNB9MM-5	Deluxe Molded Cable, DB9 Male/Male, 5.0ft (1.5m)	12.09	11.12	10.16	CALL
CSMNB9MM-10	Deluxe Molded Cable, DB9 Male/Male, 10.0ft (3.0m)	13.65	12.56	11.47	CALL
CSMNB9MM-25	Deluxe Molded Cable, DB9 Male/Male, 25.0ft (7.6m)	24.00	22.08	20.16	CALL
CSMNB9MM-50	Deluxe Molded Cable, DB9 Male/Male, 50.0ft (15.2m)	37.17	34.20	31.22	CALL
CSMNB9MF-2.5	Deluxe Molded Cable, DB9 Male/Female, 2.5ft (0.8m)	8.95	8.23	7.52	CALL
CSMNB9MF-5	Deluxe Molded Cable, DB9 Male/Female, 5.0ft (1.5m)	12.11	11.14	10.17	CALL
CSMNB9MF-10	Deluxe Molded Cable, DB9 Male/Female, 10.0ft (3.0m)	13.39	12.32	11.25	CALL
CSMNB9MF-15	Deluxe Molded Cable, DB9 Male/Female, 15.0ft (4.6m)	16.52	15.20	13.88	CALL
CSMNB9MF-50	Deluxe Molded Cable, DB9 Male/Female, 50.0ft (15.2m)	37.17	34.20	31.22	CALL

Deluxe 15 Pin D-Sub Molded Cables - Shielded and Fully Populated

CSMNB15MM-1	Deluxe Molded Cable, DB15 Male/Male, 1.0ft (0.3m)	12.07	11.35	10.62	CALL
CSMNB15MM-5	Deluxe Molded Cable, DB15 Male/Male, 5.0ft (1.5m)	15.26	14.34	13.43	CALL
CSMNB15MM-10	Deluxe Molded Cable, DB15 Male/Male, 10.0ft (3.0m)	18.40	17.30	16.19	CALL
CSMNB15MM-25	Deluxe Molded Cable, DB15 Male/Male, 25.0ft (7.6m)	35.01	32.91	30.81	CALL
CSMNB15MM-50	Deluxe Molded Cable, DB15 Male/Male, 50.0ft (15.2m)	54.52	51.25	47.98	CALL
CSMNB15MF-1	Deluxe Molded Cable, DB15 Male/Female, 1.0ft (0.3m)	12.68	11.92	11.16	CALL
CSMNB15MF-2.5	Deluxe Molded Cable, DB15 Male/Female, 2.5ft (0.8m)	13.65	12.83	12.01	CALL
CSMNB15MF-5	Deluxe Molded Cable, DB15 Male/Female, 5.0ft (1.5m)	15.47	14.54	13.61	CALL
CSMNB15MF-10	Deluxe Molded Cable, DB15 Male/Female, 10.0ft (3.0m)	19.27	18.11	16.96	CALL
CSMNB15MF-15	Deluxe Molded Cable, DB15 Male/Female, 15.0ft (4.6m)	24.55	23.08	21.60	CALL
CSMNB15MF-25	Deluxe Molded Cable, DB15 Male/Female, 25.0ft (7.6m)	34.58	32.51	30.43	CALL
CSMNB15MF-50	Deluxe Molded Cable, DB15 Male/Female, 50.0ft (15.2m)	51.57	48.48	45.38	CALL

Deluxe 25 Pin D-Sub Molded Cables - Shielded and Fully Populated

CSMNB25MM-1	Deluxe Molded Cable, DB25 Male/Male, 1.0ft (0.3m)	16.99	15.97	14.95	CALL
CSMNB25MM-5	Deluxe Molded Cable, DB25 Male/Male, 5.0ft (1.5m)	19.48	18.31	17.14	CALL
CSMNB25MM-10	Deluxe Molded Cable, DB25 Male/Male, 10.0ft (3.0m)	25.24	23.73	22.21	CALL
CSMNB25MM-25	Deluxe Molded Cable, DB25 Male/Male, 25.0ft (7.6m)	39.37	37.01	34.65	CALL
CSMNB25MM-50	Deluxe Molded Cable, DB25 Male/Male, 50.0ft (15.2m)	72.44	68.09	63.75	CALL
CSMNB25MF-2.5	Deluxe Molded Cable, DB25 Male/Female, 2.5ft (0.8m)	15.32	14.40	13.48	CALL
CSMNB25MF-5	Deluxe Molded Cable, DB25 Male/Female, 5.0ft (1.5m)	14.73	13.85	12.96	CALL
CSMNB25MF-10	Deluxe Molded Cable, DB25 Male/Female, 10.0ft (3.0m)	20.47	19.24	18.01	CALL
CSMNB25MF-15	Deluxe Molded Cable, DB25 Male/Female, 15.0ft (4.6m)	28.88	27.15	25.41	CALL
CSMNB25MF-50	Deluxe Molded Cable, DB25 Male/Female, 50.0ft (15.2m)	62.16	58.43	54.70	CALL

Low Smoke Zero Halogen (LSZH) D-Sub Cable Assemblies, DB9, DB15 and DB25

LSZH D-Sub cable assemblies are available in DB9, DB15 and DB25 connector sizes with male to male and male to female configurations. Cable is 24AWG with a foil/braid shield.

Low Smoke Zero Halogen 9 Pin D-Sub Cables - Fully Populated and Double Shielded

CSMUZ9MM-1	LSZH Cable, DB9 Male/Male, 1.0ft (0.3m)	33.00	31.68	30.36	CALL
CSMUZ9MM-5	LSZH Cable, DB9 Male/Male, 5.0ft (1.5m)	39.75	38.16	36.57	CALL
CSMUZ9MM-10	LSZH Cable, DB9 Male/Male, 10.0ft (3.0m)	49.06	47.10	45.14	CALL
CSMUZ9MM-25	LSZH Cable, DB9 Male/Male, 25.0ft (7.6m)	71.34	68.49	65.63	CALL
CSMUZ9MM-125	LSZH Cable, DB9 Male/Male, 125.0ft (38.1m)	299.83	287.84	275.84	CALL
CSMUZ9MF-1	LSZH Cable, DB9 Male/Female, 1.0ft (0.3m)	33.00	31.68	30.36	CALL
CSMUZ9MF-5	LSZH Cable, DB9 Male/Female, 5.0ft (1.5m)	39.75	38.16	36.57	CALL
CSMUZ9MF-10	LSZH Cable, DB9 Male/Female, 10.0ft (3.0m)	48.11	46.19	44.26	CALL
CSMUZ9MF-25	LSZH Cable, DB9 Male/Female, 25.0ft (7.6m)	72.12	69.24	66.35	CALL
CSMUZ9MF-125	LSZH Cable, DB9 Male/Female, 125.0ft (38.1m)	299.83	287.84	275.84	CALL

Low Smoke Zero Halogen 15 Pin D-Sub Cables - Fully Populated and Double Shielded

CSMUZ15MM-1	LSZH Cable, DB15 Male/Male, 1.0ft (0.3m)	31.86	30.59	29.31	CALL
CSMUZ15MM-2.5	LSZH Cable, DB15 Male/Male, 2.5ft (0.8m)	38.66	37.11	35.57	CALL
CSMUZ15MM-5	LSZH Cable, DB15 Male/Male, 5.0ft (1.5m)	44.60	42.82	41.03	CALL
CSMUZ15MM-10	LSZH Cable, DB15 Male/Male, 10.0ft (3.0m)	56.48	54.22	51.96	CALL
CSMUZ15MM-15	LSZH Cable, DB15 Male/Male, 15.0ft (4.6m)	68.38	65.64	62.91	CALL
CSMUZ15MM-25	LSZH Cable, DB15 Male/Male, 25.0ft (7.6m)	71.27	68.42	65.57	CALL
CSMUZ15MM-50	LSZH Cable, DB15 Male/Male, 50.0ft (15.2m)	125.25	120.24	115.23	CALL
CSMUZ15MM-125	LSZH Cable, DB15 Male/Male, 125.0ft (38.1m)	287.21	275.72	264.23	CALL
CSMUZ15MF-1	LSZH Cable, DB15 Male/Female, 1.0ft (0.3m)	35.09	33.69	32.28	CALL
CSMUZ15MF-2.5	LSZH Cable, DB15 Male/Female, 2.5ft (0.8m)	38.66	37.11	35.57	CALL
CSMUZ15MF-5	LSZH Cable, DB15 Male/Female, 5.0ft (1.5m)	44.60	42.82	41.03	CALL
CSMUZ15MF-10	LSZH Cable, DB15 Male/Female, 10.0ft (3.0m)	56.48	54.22	51.96	CALL
CSMUZ15MF-15	LSZH Cable, DB15 Male/Female, 15.0ft (4.6m)	67.71	65.00	62.29	CALL
CSMUZ15MF-25	LSZH Cable, DB15 Male/Female, 25.0ft (7.6m)	78.78	75.63	72.48	CALL
CSMUZ15MF-50	LSZH Cable, DB15 Male/Female, 50.0ft (15.2m)	145.70	139.87	134.04	CALL
CSMUZ15MF-125	LSZH Cable, DB15 Male/Female, 125.0ft (38.1m)	343.04	329.32	315.60	CALL

Low Smoke Zero Halogen 25 Pin D-Sub Cables - Fully Populated and Double Shielded

CSMUZ25MM-2.5	LSZH Cable, DB25 Male/Male, 2.5ft (0.8m)	44.60	42.82	41.03	CALL
CSMUZ25MM-5	LSZH Cable, DB25 Male/Male, 5.0ft (1.5m)	53.52	51.38	49.24	CALL
CSMUZ25MM-15	LSZH Cable, DB25 Male/Male, 15.0ft (4.6m)	89.18	85.61	82.05	CALL
CSMUZ25MM-50	LSZH Cable, DB25 Male/Male, 50.0ft (15.2m)	200.08	192.08	184.07	CALL
CSMUZ25MM-125	LSZH Cable, DB25 Male/Male, 125.0ft (38.1m)	421.10	404.26	387.41	CALL
CSMUZ25MF-2.5	LSZH Cable, DB25 Male/Female, 2.5ft (0.8m)	44.60	42.82	41.03	CALL
CSMUZ25MF-5	LSZH Cable, DB25 Male/Female, 5.0ft (1.5m)	53.52	51.38	49.24	CALL
CSMUZ25MF-15	LSZH Cable, DB25 Male/Female, 15.0ft (4.6m)	89.18	85.61	82.05	CALL
CSMUZ25MF-50	LSZH Cable, DB25 Male/Female, 50.0ft (15.2m)	214.83	206.24	197.64	CALL
CSMUZ25MF-125	LSZH Cable, DB25 Male/Female, 125.0ft (38.1m)	545.54	523.72	501.90	CALL

Standard or Hi-Density D-Sub configurations

Online Video

L-com.com/Videos/A13



CSMNB9MF



CSMNB15MF




CSMNB25MF




CSMUZ9MF




CSMUZ15MF




CSMNRA9-1MM




CSMNRA9-2MM



CSMNRA9-3MM



CSMNRA9-4MM



CSMNRA15-1MM



CSMNRA15-2MM



CSMNRA15-3MM



CSMNRA15-4MM

Tip Defining 90 degree angled D-Sub cable assemblies

Angled connector hoods help connect D-Sub cables in tight places. L-com now offers four 90 degree angled options for each DB9, DB15 and DB25. The photos below detail the connector position relative to the cable entry direction.

Exit 1 - Left Exit

Exit 2 - Right Exit

Exit 3 - Down Exit

Exit 4 - Up Exit



Longer side of "D" connector

Longer side of "D" connector

Item #	Description	1-9	10-24	25-99	100+
--------	-------------	-----	-------	-------	------

Deluxe D-Sub Right Angle Cables - 4 Options each for DB9, 15 and 25

L-com's CSMNRA series cables are perfect for tight fit and confined space D-Sub applications. These rugged cable assemblies feature a standard D-Sub connector on one end and right angle (4 options) D-Sub connector on the other. These right angle D-Sub cables are designed for use in enclosures, cabinets or other confined spaces where standard D-Sub connectors will not fit.

90° Angled Deluxe 9 Pin D-Sub Molded Male/Male Cables - 4 Exit Options

CSMNRA9-1MM-1	Deluxe Molded Cable, DB9 Male/Right Angle Exit 1 Male, 1.0ft (0.3m)	16.87	15.86	14.85	CALL
CSMNRA9-1MM-2.5	Deluxe Molded Cable, DB9 Male/Right Angle Exit 1 Male, 2.5ft (0.8m)	13.48	12.67	11.86	CALL
CSMNRA9-1MM-5	Deluxe Molded Cable, DB9 Male/Right Angle Exit 1 Male, 5.0ft (1.5m)	14.52	13.65	12.78	CALL
CSMNRA9-1MM-10	Deluxe Molded Cable, DB9 Male/Right Angle Exit 1 Male, 10.0ft (3.0m)	15.81	14.86	13.91	CALL
CSMNRA9-1MM-15	Deluxe Molded Cable, DB9 Male/Right Angle Exit 1 Male, 15.0ft (4.6m)	17.86	16.79	15.72	CALL
CSMNRA9-1MM-25	Deluxe Molded Cable, DB9 Male/Right Angle Exit 1 Male, 25.0ft (7.6m)	23.27	21.87	20.48	CALL

CSMNRA9-2MM-1	Deluxe Molded Cable, DB9 Male/Right Angle Exit 2 Male, 1.0ft (0.3m)	12.70	11.94	11.18	CALL
CSMNRA9-2MM-2.5	Deluxe Molded Cable, DB9 Male/Right Angle Exit 2 Male, 2.5ft (0.8m)	13.37	12.57	11.77	CALL
CSMNRA9-2MM-5	Deluxe Molded Cable, DB9 Male/Right Angle Exit 2 Male, 5.0ft (1.5m)	14.17	13.32	12.47	CALL
CSMNRA9-2MM-10	Deluxe Molded Cable, DB9 Male/Right Angle Exit 2 Male, 10.0ft (3.0m)	17.55	16.50	15.44	CALL
CSMNRA9-2MM-15	Deluxe Molded Cable, DB9 Male/Right Angle Exit 2 Male, 15.0ft (4.6m)	18.32	17.22	16.12	CALL
CSMNRA9-2MM-25	Deluxe Molded Cable, DB9 Male/Right Angle Exit 2 Male, 25.0ft (7.6m)	23.53	22.12	20.71	CALL

CSMNRA9-3MM-1	Deluxe Molded Cable, DB9 Male/Right Angle Exit 3 Male, 1.0ft (0.3m)	13.16	12.37	11.58	CALL
CSMNRA9-3MM-2.5	Deluxe Molded Cable, DB9 Male/Right Angle Exit 3 Male, 2.5ft (0.8m)	14.61	13.73	12.86	CALL
CSMNRA9-3MM-5	Deluxe Molded Cable, DB9 Male/Right Angle Exit 3 Male, 5.0ft (1.5m)	13.97	13.13	12.29	CALL
CSMNRA9-3MM-10	Deluxe Molded Cable, DB9 Male/Right Angle Exit 3 Male, 10.0ft (3.0m)	16.49	15.50	14.51	CALL
CSMNRA9-3MM-15	Deluxe Molded Cable, DB9 Male/Right Angle Exit 3 Male, 15.0ft (4.6m)	19.01	17.87	16.73	CALL
CSMNRA9-3MM-25	Deluxe Molded Cable, DB9 Male/Right Angle Exit 3 Male, 25.0ft (7.6m)	23.53	22.12	20.71	CALL

CSMNRA9-4MM-1	Deluxe Molded Cable, DB9 Male/Right Angle Exit 4 Male, 1.0ft (0.3m)	13.49	12.68	11.87	CALL
CSMNRA9-4MM-2.5	Deluxe Molded Cable, DB9 Male/Right Angle Exit 4 Male, 2.5ft (0.8m)	14.61	13.73	12.86	CALL
CSMNRA9-4MM-5	Deluxe Molded Cable, DB9 Male/Right Angle Exit 4 Male, 5.0ft (1.5m)	13.78	12.95	12.13	CALL
CSMNRA9-4MM-10	Deluxe Molded Cable, DB9 Male/Right Angle Exit 4 Male, 10.0ft (3.0m)	16.49	15.50	14.51	CALL
CSMNRA9-4MM-15	Deluxe Molded Cable, DB9 Male/Right Angle Exit 4 Male, 15.0ft (4.6m)	17.01	15.99	14.97	CALL
CSMNRA9-4MM-25	Deluxe Molded Cable, DB9 Male/Right Angle Exit 4 Male, 25.0ft (7.6m)	23.95	22.51	21.08	CALL

90° Angled Deluxe 15 Pin D-Sub Molded Male/Male Cables - 4 Exit Options

CSMNRA15-1MM-1	Deluxe Molded Cable, DB15 Male/Right Angle Exit 1 Male, 1.0ft (0.3m)	14.98	14.08	13.18	CALL
CSMNRA15-1MM-2.5	Deluxe Molded Cable, DB15 Male/Right Angle Exit 1 Male, 2.5ft (0.8m)	15.47	14.54	13.61	CALL
CSMNRA15-1MM-5	Deluxe Molded Cable, DB15 Male/Right Angle Exit 1 Male, 5.0ft (1.5m)	17.74	16.68	15.61	CALL
CSMNRA15-1MM-10	Deluxe Molded Cable, DB15 Male/Right Angle Exit 1 Male, 10.0ft (3.0m)	22.40	21.06	19.71	CALL
CSMNRA15-1MM-15	Deluxe Molded Cable, DB15 Male/Right Angle Exit 1 Male, 15.0ft (4.6m)	27.15	25.52	23.89	CALL
CSMNRA15-1MM-25	Deluxe Molded Cable, DB15 Male/Right Angle Exit 1 Male, 25.0ft (7.6m)	28.89	27.16	25.42	CALL

CSMNRA15-2MM-1	Deluxe Molded Cable, DB15 Male/Right Angle Exit 2 Male, 1.0ft (0.3m)	14.98	14.08	13.18	CALL
CSMNRA15-2MM-2.5	Deluxe Molded Cable, DB15 Male/Right Angle Exit 2 Male, 2.5ft (0.8m)	15.47	14.54	13.61	CALL
CSMNRA15-2MM-5	Deluxe Molded Cable, DB15 Male/Right Angle Exit 2 Male, 5.0ft (1.5m)	17.74	16.68	15.61	CALL
CSMNRA15-2MM-10	Deluxe Molded Cable, DB15 Male/Right Angle Exit 2 Male, 10.0ft (3.0m)	22.40	21.06	19.71	CALL
CSMNRA15-2MM-15	Deluxe Molded Cable, DB15 Male/Right Angle Exit 2 Male, 15.0ft (4.6m)	27.15	25.52	23.89	CALL
CSMNRA15-2MM-25	Deluxe Molded Cable, DB15 Male/Right Angle Exit 2 Male, 25.0ft (7.6m)	30.05	28.25	26.44	CALL

CSMNRA15-3MM-1	Deluxe Molded Cable, DB15 Male/Right Angle Exit 3 Male, 1.0ft (0.3m)	14.98	14.08	13.18	CALL
CSMNRA15-3MM-2.5	Deluxe Molded Cable, DB15 Male/Right Angle Exit 3 Male, 2.5ft (0.8m)	16.07	15.11	14.14	CALL
CSMNRA15-3MM-5	Deluxe Molded Cable, DB15 Male/Right Angle Exit 3 Male, 5.0ft (1.5m)	17.36	16.32	15.28	CALL
CSMNRA15-3MM-10	Deluxe Molded Cable, DB15 Male/Right Angle Exit 3 Male, 10.0ft (3.0m)	19.17	18.02	16.87	CALL
CSMNRA15-3MM-15	Deluxe Molded Cable, DB15 Male/Right Angle Exit 3 Male, 15.0ft (4.6m)	22.41	21.07	19.72	CALL
CSMNRA15-3MM-25	Deluxe Molded Cable, DB15 Male/Right Angle Exit 3 Male, 25.0ft (7.6m)	28.89	27.16	25.42	CALL

CSMNRA15-4MM-1	Deluxe Molded Cable, DB15 Male/Right Angle Exit 4 Male, 1.0ft (0.3m)	14.98	14.08	13.18	CALL
CSMNRA15-4MM-2.5	Deluxe Molded Cable, DB15 Male/Right Angle Exit 4 Male, 2.5ft (0.8m)	16.07	15.11	14.14	CALL
CSMNRA15-4MM-5	Deluxe Molded Cable, DB15 Male/Right Angle Exit 4 Male, 5.0ft (1.5m)	17.36	16.32	15.28	CALL
CSMNRA15-4MM-10	Deluxe Molded Cable, DB15 Male/Right Angle Exit 4 Male, 10.0ft (3.0m)	19.17	18.02	16.87	CALL
CSMNRA15-4MM-15	Deluxe Molded Cable, DB15 Male/Right Angle Exit 4 Male, 15.0ft (4.6m)	26.76	25.15	23.55	CALL
CSMNRA15-4MM-25	Deluxe Molded Cable, DB15 Male/Right Angle Exit 4 Male, 25.0ft (7.6m)	30.05	28.25	26.44	CALL

Tip Defining 45 degree angled D-Sub cable assemblies

L-com has added 45 degree angle options for DB9, DB15 and DB25 cable assemblies. The photos below detail the connector position relative to the cable entry direction.



Item #	Description	1-9	10-24	25-99	100+
--------	-------------	-----	-------	-------	------

90° Angled Deluxe 25 Pin D-Sub Molded Male/Male Cables - 4 Exit Options

CSMNRA25-1MM-1	Deluxe Molded Cable, DB25 Male/Right Angle Exit 1 Male, 1.0ft (0.3m)	21.57	20.28	18.98	CALL
CSMNRA25-1MM-2.5	Deluxe Molded Cable, DB25 Male/Right Angle Exit 1 Male, 2.5ft (0.8m)	23.62	22.20	20.79	CALL
CSMNRA25-1MM-5	Deluxe Molded Cable, DB25 Male/Right Angle Exit 1 Male, 5.0ft (1.5m)	24.57	23.10	21.62	CALL
CSMNRA25-1MM-10	Deluxe Molded Cable, DB25 Male/Right Angle Exit 1 Male, 10.0ft (3.0m)	33.94	31.90	29.87	CALL
CSMNRA25-1MM-15	Deluxe Molded Cable, DB25 Male/Right Angle Exit 1 Male, 15.0ft (4.6m)	37.54	35.29	33.04	CALL
CSMNRA25-1MM-25	Deluxe Molded Cable, DB25 Male/Right Angle Exit 1 Male, 25.0ft (7.6m)	45.34	42.62	39.90	CALL

CSMNRA25-2MM-1	Deluxe Molded Cable, DB25 Male/Right Angle Exit 2 Male, 1.0ft (0.3m)	21.57	20.28	18.98	CALL
CSMNRA25-2MM-2.5	Deluxe Molded Cable, DB25 Male/Right Angle Exit 2 Male, 2.5ft (0.8m)	23.42	22.01	20.61	CALL
CSMNRA25-2MM-5	Deluxe Molded Cable, DB25 Male/Right Angle Exit 2 Male, 5.0ft (1.5m)	27.07	25.45	23.82	CALL
CSMNRA25-2MM-10	Deluxe Molded Cable, DB25 Male/Right Angle Exit 2 Male, 10.0ft (3.0m)	33.94	31.90	29.87	CALL
CSMNRA25-2MM-15	Deluxe Molded Cable, DB25 Male/Right Angle Exit 2 Male, 15.0ft (4.6m)	37.54	35.29	33.04	CALL
CSMNRA25-2MM-25	Deluxe Molded Cable, DB25 Male/Right Angle Exit 2 Male, 25.0ft (7.6m)	45.34	42.62	39.90	CALL

CSMNRA25-3MM-1	Deluxe Molded Cable, DB25 Male/Right Angle Exit 3 Male, 1.0ft (0.3m)	20.02	18.82	17.62	CALL
CSMNRA25-3MM-2.5	Deluxe Molded Cable, DB25 Male/Right Angle Exit 3 Male, 2.5ft (0.8m)	22.40	21.06	19.71	CALL
CSMNRA25-3MM-5	Deluxe Molded Cable, DB25 Male/Right Angle Exit 3 Male, 5.0ft (1.5m)	25.89	24.34	22.78	CALL
CSMNRA25-3MM-10	Deluxe Molded Cable, DB25 Male/Right Angle Exit 3 Male, 10.0ft (3.0m)	32.92	30.94	28.97	CALL
CSMNRA25-3MM-15	Deluxe Molded Cable, DB25 Male/Right Angle Exit 3 Male, 15.0ft (4.6m)	32.65	30.69	28.73	CALL
CSMNRA25-3MM-25	Deluxe Molded Cable, DB25 Male/Right Angle Exit 3 Male, 25.0ft (7.6m)	38.94	36.60	34.27	CALL

CSMNRA25-4MM-1	Deluxe Molded Cable, DB25 Male/Right Angle Exit 4 Male, 1.0ft (0.3m)	20.02	18.82	17.62	CALL
CSMNRA25-4MM-2.5	Deluxe Molded Cable, DB25 Male/Right Angle Exit 4 Male, 2.5ft (0.8m)	19.44	18.27	17.11	CALL
CSMNRA25-4MM-5	Deluxe Molded Cable, DB25 Male/Right Angle Exit 4 Male, 5.0ft (1.5m)	25.89	24.34	22.78	CALL
CSMNRA25-4MM-10	Deluxe Molded Cable, DB25 Male/Right Angle Exit 4 Male, 10.0ft (3.0m)	32.92	30.94	28.97	CALL
CSMNRA25-4MM-15	Deluxe Molded Cable, DB25 Male/Right Angle Exit 4 Male, 15.0ft (4.6m)	32.65	30.69	28.73	CALL
CSMNRA25-4MM-25	Deluxe Molded Cable, DB25 Male/Right Angle Exit 4 Male, 25.0ft (7.6m)	38.94	36.60	34.27	CALL

45° Angled Deluxe 9 Pin D-Sub Molded Male/Male Cables - 2 Exit Options

CSMN459-1MM-1	Deluxe Molded Cable, DB9 Male/45° Exit 1 Male, 1.0ft (0.3m)	16.52	15.53	14.54	CALL
CSMN459-1MM-5	Deluxe Molded Cable, DB9 Male/45° Exit 1 Male, 5.0ft (1.5m)	13.04	12.26	11.48	CALL
CSMN459-1MM-10	Deluxe Molded Cable, DB9 Male/45° Exit 1 Male, 10.0ft (3.0m)	14.31	13.45	12.59	CALL
CSMN459-1MM-25	Deluxe Molded Cable, DB9 Male/45° Exit 1 Male, 25.0ft (7.6m)	18.77	17.64	16.52	CALL

CSMN459-2MM-1	Deluxe Molded Cable, DB9 Male/45° Exit 2 Male, 1.0ft (0.3m)	14.70	13.82	12.94	CALL
CSMN459-2MM-2.5	Deluxe Molded Cable, DB9 Male/45° Exit 2 Male, 2.5ft (0.8m)	12.60	11.84	11.09	CALL
CSMN459-2MM-5	Deluxe Molded Cable, DB9 Male/45° Exit 2 Male, 5.0ft (1.5m)	13.04	12.26	11.48	CALL
CSMN459-2MM-25	Deluxe Molded Cable, DB9 Male/45° Exit 2 Male, 25.0ft (7.6m)	14.75	13.86	12.98	CALL

45° Angled Deluxe 15 Pin D-Sub Molded Male/Male Cables - 2 Exit Options

CSMN4515-1MM-1	Deluxe Molded Cable, DB15 Male/45° Exit 1 Male, 1.0ft (0.3m)	16.98	15.96	14.94	CALL
CSMN4515-1MM-2.5	Deluxe Molded Cable, DB15 Male/45° Exit 1 Male, 2.5ft (0.8m)	14.98	14.08	13.18	CALL
CSMN4515-1MM-5	Deluxe Molded Cable, DB15 Male/45° Exit 1 Male, 5.0ft (1.5m)	15.93	14.97	14.02	CALL
CSMN4515-1MM-10	Deluxe Molded Cable, DB15 Male/45° Exit 1 Male, 10.0ft (3.0m)	19.17	18.02	16.87	CALL
CSMN4515-1MM-15	Deluxe Molded Cable, DB15 Male/45° Exit 1 Male, 15.0ft (4.6m)	22.41	21.07	19.72	CALL

CSMN4515-2MM-1	Deluxe Molded Cable, DB15 Male/45° Exit 2 Male, 1.0ft (0.3m)	14.26	13.40	12.55	CALL
CSMN4515-2MM-2.5	Deluxe Molded Cable, DB15 Male/45° Exit 2 Male, 2.5ft (0.8m)	15.03	14.13	13.23	CALL
CSMN4515-2MM-5	Deluxe Molded Cable, DB15 Male/45° Exit 2 Male, 5.0ft (1.5m)	17.89	16.82	15.74	CALL
CSMN4515-2MM-15	Deluxe Molded Cable, DB15 Male/45° Exit 2 Male, 15.0ft (4.6m)	25.15	23.64	22.13	CALL
CSMN4515-2MM-25	Deluxe Molded Cable, DB15 Male/45° Exit 2 Male, 25.0ft (7.6m)	28.89	27.16	25.42	CALL

45° Angled Deluxe 25 Pin D-Sub Molded Male/Male Cables - 2 Exit Options

CSMN4525-1MM-1	Deluxe Molded Cable, DB25 Male/45° Exit 1 Male, 1.0ft (0.3m)	17.26	16.22	15.19	CALL
CSMN4525-1MM-2.5	Deluxe Molded Cable, DB25 Male/45° Exit 1 Male, 2.5ft (0.8m)	18.76	17.63	16.51	CALL
CSMN4525-1MM-5	Deluxe Molded Cable, DB25 Male/45° Exit 1 Male, 5.0ft (1.5m)	21.18	19.91	18.64	CALL
CSMN4525-1MM-10	Deluxe Molded Cable, DB25 Male/45° Exit 1 Male, 10.0ft (3.0m)	21.33	20.05	18.77	CALL
CSMN4525-1MM-15	Deluxe Molded Cable, DB25 Male/45° Exit 1 Male, 15.0ft (4.6m)	31.85	29.94	28.03	CALL

CSMN4525-2MM-1	Deluxe Molded Cable, DB25 Male/45° Exit 2 Male, 1.0ft (0.3m)	17.21	16.18	15.14	CALL
CSMN4525-2MM-5	Deluxe Molded Cable, DB25 Male/45° Exit 2 Male, 5.0ft (1.5m)	18.96	17.82	16.68	CALL
CSMN4525-2MM-10	Deluxe Molded Cable, DB25 Male/45° Exit 2 Male, 10.0ft (3.0m)	21.76	20.45	19.15	CALL
CSMN4525-2MM-25	Deluxe Molded Cable, DB25 Male/45° Exit 2 Male, 25.0ft (7.6m)	28.90	27.17	25.43	CALL





CSMT9MF



CSMT15MM



CSMT25MF



CSPL9MM



CSPL15MF



CSPL25MM

Item #	Description	1-9	10-24	25-99	100+
--------	-------------	-----	-------	-------	------

Metal Armored Cables - Double Shielded with Additional Outer Metal Shield

These unique cables feature a stainless steel crush resistant jacket over our premium D-Sub braid & foil shielded cable to provide protection in applications where standard cables would be damaged due to excessive force. A custom steel internal enclosure under the backshell mold provides further strength. Crush resistance is 1500 PSI (Pounds per Square Inch).

Metal Armored DB9 Male/Male or Male/Female Cables - Double Shielded with Added Outer Metal Shield

CSMT9MM-2.5	Metal Armored Cable, DB9 Male/Male, 2.5ft (0.8m)	30.75	28.90	27.06	CALL
CSMT9MM-10	Metal Armored Cable, DB9 Male/Male, 10.0ft (3.0m)	46.21	43.44	40.66	CALL
CSMT9MM-25	Metal Armored Cable, DB9 Male/Male, 25ft (7.6m)	86.80	81.59	76.38	CALL

CSMT9MF-5	Metal Armored Cable, DB9 Male/Female, 5.0ft (1.5m)	35.01	32.91	30.81	CALL
CSMT9MF-15	Metal Armored Cable, DB9 Male/Female, 15ft (4.6m)	60.35	56.73	53.11	CALL
CSMT9MF-50	Metal Armored Cable, DB9 Male/Female, 50ft (15.2m)	183.24	172.25	161.25	CALL

Metal Armored DB15 Male/Male or Male/Female Cables - Double Shielded with Added Outer Metal Shield

CSMT15MM-2.5	Metal Armored Cable, DB15 Male/Male, 2.5ft (0.8m)	37.87	35.60	33.33	CALL
CSMT15MM-10	Metal Armored Cable, DB15 Male/Male, 10.0ft (3.0m)	48.28	45.38	42.49	CALL
CSMT15MM-25	Metal Armored Cable, DB15 Male/Male, 25ft (7.6m)	84.71	79.63	74.54	CALL

CSMT15MF-5	Metal Armored Cable, DB15 Male/Female, 5.0ft (1.5m)	41.20	38.73	36.26	CALL
CSMT15MF-15	Metal Armored Cable, DB15 Male/Female, 15ft (4.6m)	70.17	65.96	61.75	CALL
CSMT15MF-50	Metal Armored Cable, DB15 Male/Female, 50ft (15.2m)	141.57	133.08	124.58	CALL

Metal Armored DB25 Male/Male or Male/Female Cables - Double Shielded with Added Outer Metal Shield

CSMT25MM-2.5	Metal Armored Cable, DB25 Male/Male, 2.5ft (0.8m)	44.35	41.69	39.03	CALL
CSMT25MM-10	Metal Armored Cable, DB25 Male/Male, 10.0ft (3.0m)	66.17	62.20	58.23	CALL
CSMT25MM-25	Metal Armored Cable, DB25 Male/Male, 25ft (7.6m)	101.13	95.06	88.99	CALL

CSMT25MF-5	Metal Armored Cable, DB25 Male/Female, 5.0ft (1.5m)	51.06	48.00	44.93	CALL
CSMT25MF-15	Metal Armored Cable, DB25 Male/Female, 15ft (4.6m)	84.33	79.27	74.21	CALL
CSMT25MF-50	Metal Armored Cable, DB25 Male/Female, 50ft (15.2m)	230.28	216.46	202.65	CALL

Plastic Armored Cables - Double Shielded with Additional Outer Plastic Shield

These unique cables feature a plastic crush resistant jacket over our premium D-sub braid & foil shielded cable to provide protection in applications where standard cables would be damaged due to excessive force. A custom steel internal enclosure under the backshell mold provides further strength. Crush resistance is 800 PSI (Pounds per Square Inch).

Plastic Armored DB9 Male/Male or Male/Female Cables - Double Shielded with Added Outer Plastic Shield

CSPL9MM-2.5	Plastic Armored Cable, DB9 Male/Male, 2.5ft (0.8m)	23.96	22.52	21.08	CALL
CSPL9MM-10	Plastic Armored Cable, DB9 Male/Male, 10.0ft (3.0m)	33.17	31.18	29.19	CALL
CSPL9MM-25	Plastic Armored Cable, DB9 Male/Male, 25ft (7.6m)	52.02	48.90	45.78	CALL

CSPL9MF-5	Plastic Armored Cable, DB9 Male/Female, 5.0ft (1.5m)	27.37	25.73	24.09	CALL
CSPL9MF-15	Plastic Armored Cable, DB9 Male/Female, 15ft (4.6m)	42.59	40.03	37.48	CALL
CSPL9MF-50	Plastic Armored Cable, DB9 Male/Female, 50ft (15.2m)	86.79	81.58	76.38	CALL

Plastic Armored DB15 Male/Male or Male/Female Cables - Double Shielded with Added Outer Plastic Shield

CSPL15MM-2.5	Plastic Armored Cable, DB15 Male/Male, 2.5ft (0.8m)	24.87	23.38	21.89	CALL
CSPL15MM-10	Plastic Armored Cable, DB15 Male/Male, 10.0ft (3.0m)	35.45	33.32	31.20	CALL
CSPL15MM-25	Plastic Armored Cable, DB15 Male/Male, 25ft (7.6m)	56.02	52.66	49.30	CALL

CSPL15MF-5	Plastic Armored Cable, DB15 Male/Female, 5.0ft (1.5m)	35.75	33.60	31.46	CALL
CSPL15MF-15	Plastic Armored Cable, DB15 Male/Female, 15ft (4.6m)	47.08	44.26	41.43	CALL
CSPL15MF-50	Plastic Armored Cable, DB15 Male/Female, 50ft (15.2m)	88.10	82.81	77.53	CALL


Plastic Armored DB25 Male/Male or Male/Female Cables - Double Shielded with Added Outer Plastic Shield

CSPL25MM-2.5	Plastic Armored Cable, DB25 Male/Male, 2.5ft (0.8m)	37.40	35.16	32.91	CALL
CSPL25MM-10	Plastic Armored Cable, DB25 Male/Male, 10.0ft (3.0m)	44.44	41.77	39.11	CALL
CSPL25MM-25	Plastic Armored Cable, DB25 Male/Male, 25ft (7.6m)	71.15	66.88	62.61	CALL


CSPL25MF-5	Plastic Armored Cable, DB25 Male/Female, 5.0ft (1.5m)	33.85	31.82	29.79	CALL
CSPL25MF-15	Plastic Armored Cable, DB25 Male/Female, 15ft (4.6m)	57.19	53.76	50.33	CALL
CSPL25MF-50	Plastic Armored Cable, DB25 Male/Female, 50ft (15.2m)	121.36	114.08	106.80	CALL

Tip *D-Subminiature armored cables explained*


Metal Coupling Nut
Heavy duty construction ensures that the crush resistant jacket remains in place




Crush Resistant Metal Jacket
Up to 1500 PSI (pounds per square inch)



Plastic Coupling Nut
Heavy duty plastic construction ensures that the crush resistant jacket remains in place



Crush Resistant Plastic Jacket
Up to 800 PSI (pounds per square inch)



Uses our Premium bulk cable including PVC cable jacket and braid/foil shield under the armor.

Item #	Description	1-9	10-24	25-99	100+
--------	-------------	-----	-------	-------	------

Data Cables - With Reversible Hardware to Mate any Serial Cables or Mount on Panels

L-com is proud to offer an **exclusive family** of D-Sub data cables featuring user defined mounting hardware. Each cable end is capable of being connected with either male jack screws or female hex standoffs regardless of D-Sub gender. This capability allows a user much more flexibility to interface ports with opposite gender hardware. A by-product feature is to use the same cable with the male or female connector end mounted on a panel. No other standard off-the-shelf cable has this capability. The secret is in the kit of four custom hex standoffs that are included with each cable assembly. The specially made cable readily accepts these hex standoffs mounting on panels no thicker than 0.062" (0.2cm).

Reversing Hardware 9 Pin D-Sub Cables - Shielded and Fully Populated

CRMN9MM-2.5	Reversible Hardware Molded Cable, DB9 Male/Male, 2.5ft (0.8m)	17.89	17.17	16.46	CALL
CRMN9MM-5	Reversible Hardware Molded Cable, DB9 Male/Male, 5.0ft (1.5m)	19.10	18.34	17.57	CALL
CRMN9MM-10	Reversible Hardware Molded Cable, DB9 Male/Male, 10.0ft (3.0m)	21.24	20.39	19.54	CALL
CRMN9MM-15	Reversible Hardware Molded Cable, DB9 Male/Male, 15.0ft (4.6m)	23.34	22.41	21.47	CALL
CRMN9MM-25	Reversible Hardware Molded Cable, DB9 Male/Male, 25.0ft (7.6m)	27.31	26.22	25.13	CALL

CRMN9MF-2.5	Reversible Hardware Molded Cable, DB9 Male/Female, 2.5ft (0.8m)	17.38	16.68	15.99	CALL
CRMN9MF-5	Reversible Hardware Molded Cable, DB9 Male/Female, 5.0ft (1.5m)	18.37	17.64	16.90	CALL
CRMN9MF-10	Reversible Hardware Molded Cable, DB9 Male/Female, 10.0ft (3.0m)	20.61	19.79	18.96	CALL
CRMN9MF-15	Reversible Hardware Molded Cable, DB9 Male/Female, 15.0ft (4.6m)	22.91	21.99	21.08	CALL
CRMN9MF-25	Reversible Hardware Molded Cable, DB9 Male/Female, 25.0ft (7.6m)	27.31	26.22	25.13	CALL

CRMN9FF-2.5	Reversible Hardware Molded Cable, DB9 Female/Female, 2.5ft (0.8m)	17.89	17.17	16.46	CALL
CRMN9FF-5	Reversible Hardware Molded Cable, DB9 Female/Female, 5.0ft (1.5m)	18.74	17.99	17.24	CALL
CRMN9FF-10	Reversible Hardware Molded Cable, DB9 Female/Female, 10.0ft (3.0m)	20.82	19.99	19.15	CALL
CRMN9FF-15	Reversible Hardware Molded Cable, DB9 Female/Female, 15.0ft (4.6m)	23.12	22.20	21.27	CALL
CRMN9FF-25	Reversible Hardware Molded Cable, DB9 Female/Female, 25.0ft (7.6m)	26.81	25.74	24.67	CALL

Reversing Hardware 15 Pin D-Sub Cables - Shielded and Fully Populated

CRMN15MM-2.5	Reversible Hardware Molded Cable, DB15 Male/Male, 2.5ft (0.8m)	22.93	21.10	19.26	CALL
CRMN15MM-5	Reversible Hardware Molded Cable, DB15 Male/Male, 5.0ft (1.5m)	24.55	22.59	20.62	CALL
CRMN15MM-10	Reversible Hardware Molded Cable, DB15 Male/Male, 10.0ft (3.0m)	27.14	24.97	22.80	CALL
CRMN15MM-15	Reversible Hardware Molded Cable, DB15 Male/Male, 15.0ft (4.6m)	29.96	27.56	25.17	CALL

CRMN15MF-2.5	Reversible Hardware Molded Cable, DB15 Male/Female, 2.5ft (0.8m)	22.93	21.10	19.26	CALL
CRMN15MF-5	Reversible Hardware Molded Cable, DB15 Male/Female, 5.0ft (1.5m)	24.09	22.16	20.24	CALL
CRMN15MF-10	Reversible Hardware Molded Cable, DB15 Male/Female, 10.0ft (3.0m)	26.89	24.74	22.59	CALL
CRMN15MF-15	Reversible Hardware Molded Cable, DB15 Male/Female, 15.0ft (4.6m)	29.96	27.56	25.17	CALL

CRMN15FF-2.5	Reversible Hardware Molded Cable, DB15 Female/Female, 2.5ft (0.8m)	22.93	21.10	19.26	CALL
CRMN15FF-5	Reversible Hardware Molded Cable, DB15 Female/Female, 5.0ft (1.5m)	24.55	22.59	20.62	CALL
CRMN15FF-10	Reversible Hardware Molded Cable, DB15 Female/Female, 10.0ft (3.0m)	27.14	24.97	22.80	CALL
CRMN15FF-15	Reversible Hardware Molded Cable, DB15 Female/Female, 15.0ft (4.6m)	29.96	27.56	25.17	CALL

Reversing Hardware 25 Pin D-Sub Cables - Shielded and Fully Populated

CRMN25MM-2.5	Reversible Hardware Molded Cable, DB25 Male/Male, 2.5ft (0.8m)	25.82	24.79	23.75	CALL
CRMN25MM-5	Reversible Hardware Molded Cable, DB25 Male/Male, 5.0ft (1.5m)	27.92	26.80	25.69	CALL
CRMN25MM-10	Reversible Hardware Molded Cable, DB25 Male/Male, 10.0ft (3.0m)	31.81	30.54	29.27	CALL
CRMN25MM-15	Reversible Hardware Molded Cable, DB25 Male/Male, 15.0ft (4.6m)	35.39	33.97	32.56	CALL
CRMN25MM-25	Reversible Hardware Molded Cable, DB25 Male/Male, 25.0ft (7.6m)	43.11	41.39	39.66	CALL

CRMN25MF-2.5	Reversible Hardware Molded Cable, DB25 Male/Female, 2.5ft (0.8m)	25.57	24.55	23.52	CALL
CRMN25MF-5	Reversible Hardware Molded Cable, DB25 Male/Female, 5.0ft (1.5m)	27.39	26.29	25.20	CALL
CRMN25MF-10	Reversible Hardware Molded Cable, DB25 Male/Female, 10.0ft (3.0m)	31.21	29.96	28.71	CALL
CRMN25MF-15	Reversible Hardware Molded Cable, DB25 Male/Female, 15.0ft (4.6m)	35.05	33.65	32.25	CALL
CRMN25MF-25	Reversible Hardware Molded Cable, DB25 Male/Female, 25.0ft (7.6m)	43.11	41.39	39.66	CALL

CRMN25FF-2.5	Reversible Hardware Molded Cable, DB25 Female/Female, 2.5ft (0.8m)	25.82	24.79	23.75	CALL
CRMN25FF-5	Reversible Hardware Molded Cable, DB25 Female/Female, 5.0ft (1.5m)	27.92	26.80	25.69	CALL
CRMN25FF-10	Reversible Hardware Molded Cable, DB25 Female/Female, 10.0ft (3.0m)	31.81	30.54	29.27	CALL
CRMN25FF-15	Reversible Hardware Molded Cable, DB25 Female/Female, 15.0ft (4.6m)	35.39	33.97	32.56	CALL
CRMN25FF-25	Reversible Hardware Molded Cable, DB25 Female/Female, 25.0ft (7.6m)	42.29	40.60	38.91	CALL


Reversing Hardware 37 Pin D-Sub Cables - Shielded and Fully Populated

CRMN37MM-2.5	Reversible Hardware Molded Cable, DB37 Male/Male, 2.5ft (0.8m)	42.81	39.39	35.96	CALL
CRMN37MM-5	Reversible Hardware Molded Cable, DB37 Male/Male, 5.0ft (1.5m)	45.90	42.23	38.56	CALL
CRMN37MM-10	Reversible Hardware Molded Cable, DB37 Male/Male, 10.0ft (3.0m)	51.85	47.70	43.55	CALL
CRMN37MM-15	Reversible Hardware Molded Cable, DB37 Male/Male, 15.0ft (4.6m)	57.79	53.17	48.54	CALL
CRMN37MM-25	Reversible Hardware Molded Cable, DB37 Male/Male, 25.0ft (7.6m)	69.63	64.06	58.49	CALL

CRMN37MF-2.5	Reversible Hardware Molded Cable, DB37 Male/Female, 2.5ft (0.8m)	42.81	39.39	35.96	CALL
CRMN37MF-5	Reversible Hardware Molded Cable, DB37 Male/Female, 5.0ft (1.5m)	45.90	42.23	38.56	CALL
CRMN37MF-10	Reversible Hardware Molded Cable, DB37 Male/Female, 10.0ft (3.0m)	50.86	46.79	42.72	CALL
CRMN37MF-15	Reversible Hardware Molded Cable, DB37 Male/Female, 15.0ft (4.6m)	57.79	53.17	48.54	CALL
CRMN37MF-25	Reversible Hardware Molded Cable, DB37 Male/Female, 25.0ft (7.6m)	69.63	64.06	58.49	CALL

CRMN37FF-2.5	Reversible Hardware Molded Cable, DB37 Female/Female, 2.5ft (0.8m)	42.81	39.39	35.96	CALL
CRMN37FF-5	Reversible Hardware Molded Cable, DB37 Female/Female, 5.0ft (1.5m)	45.90	42.23	38.56	CALL
CRMN37FF-10	Reversible Hardware Molded Cable, DB37 Female/Female, 10.0ft (3.0m)	51.35	47.24	43.13	CALL
CRMN37FF-15	Reversible Hardware Molded Cable, DB37 Female/Female, 15.0ft (4.6m)	57.79	53.17	48.54	CALL
CRMN37FF-25	Reversible Hardware Molded Cable, DB37 Female/Female, 25.0ft (7.6m)	69.63	64.06	58.49	CALL

Exclusive




Comes complete with male and female 4-40 hardware plus instruction sheet.

STEP 1



This cable is shipped with male knurled thumbscrews regardless of D-Sub gender.

STEP 2



If you need a female fastening system, simply unscrew the knurled thumbscrew.

STEP 3



Then: install (thread) hex jack screws, provided.

STEP 4

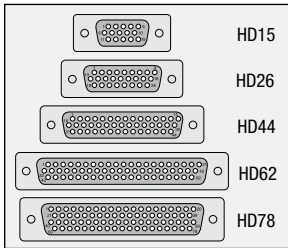


To install your cable on a panel it should be no thicker than 0.062" (0.2cm). Simply follow step 2. Provide proper panel opening, install hex jack screw, and tighten.

Standard or Hi-Density D-Sub configurations

Online Video

L-com.com/Videos/A13



More lengths available. Go to L-com.com

Item #	Description	1-9	10-24	25-99	100+
--------	-------------	-----	-------	-------	------

Deluxe High-Density 15 Pin D-Sub Cables - Fully Populated and Completely Shielded

High-density D-Sub connectors are used in a number of PC and network applications. This type of connector can usually be recognized because they have three rows of smaller pins versus the larger pins used in conventional D-Subs. Fully populated with stranded conductors and aluminum mylar shielding. Hex nuts on female connectors are removable to expose 4-40 thumbscrews.

CHD15MM-2.5	Deluxe Molded Cable, HD15 Male/Male, 2.5ft (0.8m)	12.97	12.19	11.41	CALL
CHD15MM-5	Deluxe Molded Cable, HD15 Male/Male, 5.0ft (1.5m)	14.25	13.39	12.54	CALL
CHD15MM-7.5	Deluxe Molded Cable, HD15 Male/Male, 7.5ft (2.3m)	16.48	15.49	14.50	CALL
CHD15MM-10	Deluxe Molded Cable, HD15 Male/Male, 10.0ft (3.0m)	18.47	17.36	16.25	CALL
CHD15MM-15	Deluxe Molded Cable, HD15 Male/Male, 15.0ft (4.6m)	20.66	19.42	18.18	CALL
CHD15MM-25	Deluxe Molded Cable, HD15 Male/Male, 25.0ft (7.6m)	29.21	27.46	25.70	CALL

CHD15MF-2.5	Deluxe Molded Cable, HD15 Male/Female, 2.5ft (0.8m)	12.97	12.19	11.41	CALL
CHD15MF-5	Deluxe Molded Cable, HD15 Male/Female, 5.0ft (1.5m)	13.70	12.88	12.06	CALL
CHD15MF-7.5	Deluxe Molded Cable, HD15 Male/Female, 7.5ft (2.3m)	16.21	15.24	14.26	CALL
CHD15MF-10	Deluxe Molded Cable, HD15 Male/Female, 10.0ft (3.0m)	17.11	16.08	15.06	CALL
CHD15MF-15	Deluxe Molded Cable, HD15 Male/Female, 15.0ft (4.6m)	20.43	19.20	17.98	CALL
CHD15MF-25	Deluxe Molded Cable, HD15 Male/Female, 25.0ft (7.6m)	22.99	21.61	20.23	CALL

Note: Most monitor manufacturers recommend using premium grade VGA cables that utilize 75 Ohm coaxial lines.

Deluxe High-Density 26 Pin Molded Cables - Ready Made, Fully Populated for Many Applications

Fully molded data cables equipped with high-density D-Sub connectors. Fully populated with 26 AWG stranded conductors and aluminum mylar shielding. They are equipped with readily accessible thumbscrew type hold downs. Hex nuts on female connectors are removable to expose 4-40 thumbscrews.

CHD26MM-2.5	Deluxe Molded Cable, HD26 Male/Male, 2.5ft (0.8m)	31.99	30.07	28.15	CALL
CHD26MM-5	Deluxe Molded Cable, HD26 Male/Male, 5.0ft (1.5m)	34.37	32.31	30.25	CALL
CHD26MM-10	Deluxe Molded Cable, HD26 Male/Male, 10.0ft (3.0m)	38.43	36.12	33.82	CALL
CHD26MM-15	Deluxe Molded Cable, HD26 Male/Male, 15.0ft (4.6m)	44.01	41.37	38.73	CALL

CHD26MF-2.5	Deluxe Molded Cable, HD26 Male/Female, 2.5ft (0.8m)	31.68	29.78	27.88	CALL
CHD26MF-5	Deluxe Molded Cable, HD26 Male/Female, 5.0ft (1.5m)	33.72	31.70	29.67	CALL
CHD26MF-10	Deluxe Molded Cable, HD26 Male/Female, 10.0ft (3.0m)	38.81	36.48	34.15	CALL
CHD26MF-15	Deluxe Molded Cable, HD26 Male/Female, 15.0ft (4.6m)	43.15	40.56	37.97	CALL
CHD26MF-25	Deluxe Molded Cable, HD26 Male/Female, 25.0ft (7.6m)	53.64	50.42	47.20	CALL
CHD26MF-50	Deluxe Molded Cable, HD26 Male/Female, 50.0ft (15.2m)	77.70	73.04	68.38	CALL

Deluxe High-Density 44 Pin Molded Cables - Fully Populated and Shielded

Injection molded cable assemblies with HD44 terminations. Fully populated with 24 AWG stranded conductors and aluminum mylar and braided shielding. 4-40 metal thumbscrews molded into the strain relief. Hex nuts on female connectors are removable to expose 4-40 thumbscrews.

CHD44MM-2.5	Deluxe Molded Cable, HD44 Male/Male, 2.5ft (0.8m)	52.03	48.91	45.79	CALL
CHD44MM-5	Deluxe Molded Cable, HD44 Male/Male, 5.0ft (1.5m)	60.48	56.85	53.22	CALL
CHD44MM-10	Deluxe Molded Cable, HD44 Male/Male, 10.0ft (3.0m)	80.92	76.06	71.21	CALL
CHD44MM-15	Deluxe Molded Cable, HD44 Male/Male, 15.0ft (4.6m)	100.18	94.17	88.16	CALL
CHD44MM-25	Deluxe Molded Cable, HD44 Male/Male, 25.0ft (7.6m)	138.68	130.36	122.04	CALL
CHD44MM-50	Deluxe Molded Cable, HD44 Male/Male, 50.0ft (15.2m)	225.95	212.39	198.84	CALL

CHD44MF-2.5	Deluxe Molded Cable, HD44 Male/Female, 2.5ft (0.8m)	51.53	48.44	45.35	CALL
CHD44MF-5	Deluxe Molded Cable, HD44 Male/Female, 5.0ft (1.5m)	60.48	56.85	53.22	CALL
CHD44MF-10	Deluxe Molded Cable, HD44 Male/Female, 10.0ft (3.0m)	80.14	75.33	70.52	CALL
CHD44MF-15	Deluxe Molded Cable, HD44 Male/Female, 15.0ft (4.6m)	100.18	94.17	88.16	CALL
CHD44MF-25	Deluxe Molded Cable, HD44 Male/Female, 25.0ft (7.6m)	138.68	130.36	122.04	CALL
CHD44MF-50	Deluxe Molded Cable, HD44 Male/Female, 50.0ft (15.2m)	234.98	220.88	206.78	CALL

Deluxe High-Density 62 Pin Molded Cables - 31 Twisted Pairs and Full Shielding

Fully molded data cables with HD62 D-Sub connectors. Fully shielded with aluminum mylar shielding and fully populated with 28 AWG twisted pairs. Straight-thru pinning. Equipped with 4-40 thumbscrews. Hex nuts on female connectors are removable to expose 4-40 thumbscrews.

CHD62MM-2.5	Deluxe Molded Cable, HD62 Male/Male, 2.5ft (0.8m)	67.42	63.37	59.33	CALL
CHD62MM-5	Deluxe Molded Cable, HD62 Male/Male, 5.0ft (1.5m)	80.27	75.45	70.64	CALL
CHD62MM-10	Deluxe Molded Cable, HD62 Male/Male, 10.0ft (3.0m)	105.94	99.58	93.23	CALL
CHD62MM-15	Deluxe Molded Cable, HD62 Male/Male, 15.0ft (4.6m)	119.53	112.36	105.19	CALL
CHD62MM-25	Deluxe Molded Cable, HD62 Male/Male, 25.0ft (7.6m)	157.30	147.86	138.42	CALL

CHD62MF-2.5	Deluxe Molded Cable, HD62 Male/Female, 2.5ft (0.8m)	67.42	63.37	59.33	CALL
CHD62MF-5	Deluxe Molded Cable, HD62 Male/Female, 5.0ft (1.5m)	80.27	75.45	70.64	CALL
CHD62MF-10	Deluxe Molded Cable, HD62 Male/Female, 10.0ft (3.0m)	105.94	99.58	93.23	CALL
CHD62MF-15	Deluxe Molded Cable, HD62 Male/Female, 15.0ft (4.6m)	131.63	123.73	115.83	CALL
CHD62MF-50	Deluxe Molded Cable, HD62 Male/Female, 50.0ft (15.2m)	269.84	253.65	237.46	CALL

Deluxe High-Density 78 Pin Molded Cables - 39 Twisted Pairs and Double Shielded

Fully molded data cables equipped with HD78 D-Sub connectors. Fully shielded with aluminum mylar and braided shielding and fully populated with 28 AWG twisted pairs. Straight-thru pinning. Equipped with 4-40 thumbscrews. Hex nuts on female connectors are removable to expose 4-40 thumbscrews.

CHD78MM-2.5	Deluxe Molded Cable, HD78 Male/Male, 2.5ft (0.8m)	73.85	69.42	64.99	CALL
CHD78MM-5	Deluxe Molded Cable, HD78 Male/Male, 5.0ft (1.5m)	89.90	84.51	79.11	CALL
CHD78MM-10	Deluxe Molded Cable, HD78 Male/Male, 10.0ft (3.0m)	121.99	114.67	107.35	CALL
CHD78MM-25	Deluxe Molded Cable, HD78 Male/Male, 25.0ft (7.6m)	206.18	193.81	181.44	CALL

CHD78MF-2.5	Deluxe Molded Cable, HD78 Male/Female, 2.5ft (0.8m)	73.85	69.42	64.99	CALL
CHD78MF-5	Deluxe Molded Cable, HD78 Male/Female, 5.0ft (1.5m)	88.17	82.88	77.59	CALL
CHD78MF-10	Deluxe Molded Cable, HD78 Male/Female, 10.0ft (3.0m)	121.99	114.67	107.35	CALL
CHD78MF-25	Deluxe Molded Cable, HD78 Male/Female, 25.0ft (7.6m)	218.29	205.19	192.10	CALL
CHD78MF-50	Deluxe Molded Cable, HD78 Male/Female, 50.0ft (15.2m)	364.20	342.35	320.50	CALL

Replacement 4-40 Screws for CHD Series Assemblies - Sold in 10/Packs

TS-CSMN	Replacement Screws for CHD Series Assemblies, Pkg/10	5.87	5.52	5.17	CALL
---------	--	------	------	------	------

Item #	Description	1-9	10-24	25-99	100+
--------	-------------	-----	-------	-------	------

Waterproof D-Sub Connectors and Backshells - IEC IP67 Rated

Harsh outdoor or indoor environments can destroy electronic equipment. Standard D-Sub connectors are not intended to withstand contaminants such as water and dust. By utilizing tough ABS housings, rubber gaskets and silicone insulating rings, these products achieve IEC IP67 ratings. Panel mounted D-Sub solder connectors are rear mounted and fit into standard D-Sub holes. Backshells conform to a variety of cable diameters by adjusting the sealing nut. L-com will manufacture cable assemblies using waterproof backshells with modest minimum requirements.

Waterproof D-Sub Panel Mount Solder Connectors

These solder cup connectors are available in male or female genders and DB9, DB15, DB25 and HD15 sizes. They will accommodate wire ranges from 30-20 AWG. Construction features gold plated brass contacts, nickel plated steel shells and a silicone insulating ring. Maximum recommended panel thickness is 0.078" (0.2cm).

WPSD9P	Waterproof Panel Mount Solder Cup D-Sub Connector, DB9M	17.19	16.16	15.13	CALL
WPSD9S	Waterproof Panel Mount Solder Cup D-Sub Connector, DB9F	17.03	16.01	14.99	CALL
WPSD15P	Waterproof Panel Mount Solder Cup D-Sub Connector, DB15M	19.56	18.39	17.21	CALL
WPSD15S	Waterproof Panel Mount Solder Cup D-Sub Connector, DB15F	20.06	18.86	17.65	CALL
WPSD25P	Waterproof Panel Mount Solder Cup D-Sub Connector, DB25M	25.16	23.65	22.14	CALL
WPSD25S	Waterproof Panel Mount Solder Cup D-Sub Connector, DB25F	23.59	22.17	20.76	CALL
WPSDH15P	Waterproof Panel Mount Solder Cup D-Sub Connector, HD15M	20.06	18.86	17.65	CALL
WPSDH15S	Waterproof Panel Mount Solder Cup D-Sub Connector, HD15F	20.06	18.86	17.65	CALL

Waterproof D-Sub Connector Covers

L-com's WPSD series of waterproof covers are perfect for protecting D-Subminiature connectors from contamination and moisture. Designed for harsh environments, these protective covers can be used with L-com's WPSD series waterproof D-Sub connectors to ensure IP67 rated protection. Several versions are available for the most common D-Sub connector styles including DB9 (HD15), DB15 and DB25.

WPSD1-CVR	Waterproof D-Sub Connector Cover, DB9 and HD15	11.93	11.21	10.50	CALL
WPSD2-CVR	Waterproof D-Sub Connector Cover, DB15	14.40	13.54	12.67	CALL
WPSD3-CVR	Waterproof D-Sub Connector Cover, DB25	13.35	12.55	11.75	CALL

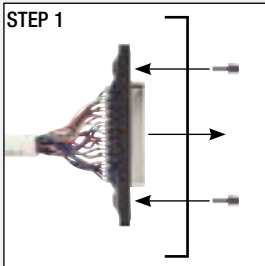
Waterproof D-Sub Backshell Kits

These backshell kits include solder cup connectors and are also available in male or female genders and DB9, DB15, DB25 and HD15 sizes. The connectors will accommodate wire ranges from 30-20 AWG. Backshell construction features ABS housings, nylon seals, nickel plated brass thumbscrews and rubber sealing gaskets to insure IEC IP67 rating.

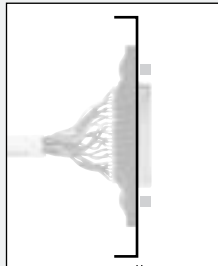
WPDB9P-KIT	Waterproof D-Sub Backshell Kit, DB9M	19.88	18.69	17.49	CALL
WPDB9S-KIT	Waterproof D-Sub Backshell Kit, DB9F	19.69	18.51	17.33	CALL
WPDB15P-KIT	Waterproof D-Sub Backshell Kit, DB15M	22.51	21.16	19.81	CALL
WPDB15S-KIT	Waterproof D-Sub Backshell Kit, DB15F	22.79	21.42	20.06	CALL
WPDB25P-KIT	Waterproof D-Sub Backshell Kit, DB25M	26.18	24.61	23.04	CALL
WPDB25S-KIT	Waterproof D-Sub Backshell Kit, DB25F	26.18	24.61	23.04	CALL
WPHDB15P-KIT	Waterproof D-Sub Backshell Kit, HD15M	20.71	19.05	17.40	CALL
WPHDB15S-KIT	Waterproof D-Sub Backshell Kit, HD15F	20.71	19.05	17.40	CALL




Tip How to apply panel mount waterproof D-Sub products




Mount D-Sub connector from inside of panel or enclosure using hex jack screws provided.



Maximum panel thickness is 0.078"



Apply sealing gasket (supplied with backshell kit) in backshell channel around perimeter of D-Sub connector.



Mate connectors and secure backshell thumbscrews to threaded jackscrews.



Waterproof IP67 rating is achieved by gaskets/seals in backshell and silicone seal ring in connector.

Tip How are Slim-Line adapters used?

Gender Changers:

Allow two same gender connectors to mate. Very handy to have on hand to solve problems in the field or lab. See detail 1. Can also be used as pass through connectors for panel mounting. See detail 3.

Socket Savers:

Extend the life of more expensive D-Sub connectors on PCBs and cable assemblies that are subject to frequent mating and unmating. See detail 2. Can also be used as pass through connectors for panel mounting.


Null Modem, Reverser and Custom Wired Adapters:

Convert existing straight wired cables to the desired wiring scheme. Can also be used for panel mounting.

Online Video

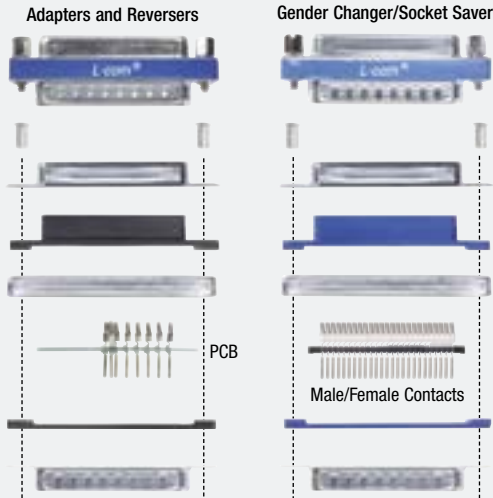
L-com.com/Videos/A24

Slim-Line adapters are used in a variety of applications, as illustrated here. Due to their low profile, they help reduce leverage strain on overstressed interface ports. (F = Female Connector, M = Male Connector)



Tip How Slim-Line adapters are constructed

All Slim-Line adapters are fully shielded providing EMI protection in electrically noisy environments. Gender Changers and Socket Savers use a one piece contact design ensuring reliability in applications requiring frequent connector mating/unmating. Standard mating hardware is easily removed and replaced for situations such as mismatched hardware, panel mounting, etc.



Mating Hardware	Brass, Nickel Plated
Durability Mating/Unmating	Approx. 100 cycles
Temperature Rating	-55°C to 105°C
Current Rating	5 amps max.
Voltage Rating	50 volts max.
Components	Materials
Hollow Rivet	Steel/Tin Plated
Female Connector Shell	Steel/Tin Plated
Female Connector Housing	Glass filled PBT, UL94 V-0 rated
Metal Shield	Steel/Tin Plated
Contacts	Brass/Gold Flash Plated
Male Connector Housing	Glass filled PBT, UL94 V-0 rated
Male Connector Shell	Steel/Tin Plated

Item #	Description	1-9	10-24	25-99	100+
--------	-------------	-----	-------	-------	------

DB9, DB15 and DB25 Shielded Covers - Protect Ports from Contamination and EMI

These unique all metal covers provide port protection and shielding from EMI/RFI interference. Unlike other covers, the DML series is equipped with 4-40 screws for positive attachment and proper grounding.

DML009P	Shielded Cover for DB9M	2.80	2.58	2.35	CALL
DML009S	Shielded Cover for DB9F/HD15F	2.61	2.40	2.19	CALL
DML015P	Shielded Cover for DB15M	4.36	4.01	3.66	CALL
DML015S	Shielded Cover for DB15F/HD26F	4.36	4.01	3.66	CALL
DML019P	Shielded Cover for DB25M	3.72	3.42	3.12	CALL
DML019S	Shielded Cover for DB25F/HD44F	3.75	3.45	3.15	CALL

D-Sub Connector Covers - Protect Unused Ports, Pkg/10

These covers are perfect for protecting unused ports, cables or any expensive equipment from physical damage, dirt, and dust. Made from RoHS compliant PVC, these covers attach easily and stay in place with a snug friction fit.

CVR9F	DB9/HD15 Protective Cover for Female Connectors, Pkg/10	8.52	7.84	7.16	CALL
CVR9M	DB9/HD15 Protective Cover for Male Connectors, Pkg/10	8.60	7.91	7.22	CALL
CVR15F	DB15/HD26 Protective Cover for Female Connectors, Pkg/10	8.60	7.91	7.22	CALL
CVR15M	DB15/HD26 Protective Cover for Male Connectors, Pkg/10	8.60	7.91	7.22	CALL
CVR25F	DB25/HD44 Protective Cover for Female Connectors, Pkg/10	8.60	7.91	7.22	CALL
CVR25M	DB25/HD44 Protective Cover for Male Connectors, Pkg/10	8.60	7.91	7.22	CALL
CVR37F	DB37/HD62 Protective Cover for Female Connectors, Pkg/10	8.60	7.91	7.22	CALL
CVR37M	DB37/HD62 Protective Cover for Male Connectors, Pkg/10	8.60	7.91	7.22	CALL
CVR50F	DB50/HD78 Protective Cover for Female Connectors, Pkg/10	8.60	7.91	7.22	CALL
CVR50M	DB50/HD78 Protective Cover for Male Connectors, Pkg/10	8.60	7.91	7.22	CALL



Assorted D-Sub Adapter Selection Matrix

Use this handy chart to locate the desired D-Sub adapter. Simply locate the connector sizes and genders along the top and intersect with the row showing the desired adapter style. If a specific adapter is not listed, please visit our website at L-com.com for the latest information or select Product Wizards under

the heading of Technical Resources at the top of our website or call our Technical Support Group at 800-341-5266 for assistance. Wiring schemes are on the engineering drawings available on L-com's website.

ASSORTED D-SUB ADAPTER SELECTOR GUIDE							
INTERFACE		DB9 MALE-DB25 FEMALE	DB9 FEMALE-DB25 MALE	DB9 FEMALE-DB25 FEMALE	DB9 MALE-DB9 FEMALE	DB25 MALE-DB25 FEMALE	DB9 MALE-HD15 MALE
ADAPTER TYPE	AT MODEM	DG259FM-IBM DMA010MF	DG259MF-IBM DMA010FM	DGL259FF-IBM			
	NULL MODEM				DMA060MF	DMA070MF DMA071MF DMA072MF DMA074MF	
	REVERSER (Position 2 & 3)				DMA030MF	DMA040MF	
	RGB MONITOR						DMA100MM

Item #	Description	1-9	10-24	25-99	100+
--------	-------------	-----	-------	-------	------

Slim-Line DB9 or DB25 Null Modems, Adapters and Reversers - Communicate Without Modems

L-com's series of Null Modems and Reversers are completely shielded. More important, their extremely low profile reduces leverage strain and breakage on overstressed computer ports. The Null Modems shown are typical of our Slim-Line manufacturing technique. They are also available in virtually any wiring configuration.

DMA030MF	Slim-Line Reversing Adapter, Pins 2 and 3, DB9 Male/Female	8.90	8.01	7.12	CALL
DMA040MF	Slim-Line Reversing Adapter, Pins 2 and 3, DB25 Male/Female	10.37	9.33	8.30	CALL
DMA060MF	Slim-Line Null Modem Adapter, DB9 Male/Female	8.64	7.78	6.91	CALL
DMA070MF	Slim-Line Null Modem Adapter, DB25 Std. Handshake, Male/Female	10.37	9.33	8.30	CALL
DMA071MF	Slim-Line Null Modem Adapter, DB25 Full Handshake, Male/Female	10.37	9.33	8.30	CALL
DMA072MF	Slim-Line Null Modem Adapter, DB25 Auto Handshake, Male/Female	10.37	9.33	8.30	CALL
DMA074MF	Slim-Line Null Modem Adapter, DB25 Specialty, Male/Female	10.37	9.33	8.30	CALL

DB25-DB9 Serial Port Adapters and Cables - Change From 9 to 25 and Vice Versa

Does your PC have a DB9 serial port while your modem has a DB25? These handy adapters and cables can solve your interface problem. All are 100% shielded for applications where noise is abundant.

CMZ6-IBM	Molded AT Modem Cable, DB25 Male/DB9 Female, 6.0ft (1.8m)	15.97	14.69	13.41	CALL
CMZ10-IBM	Molded AT Modem Cable, DB25 Male/DB9 Female, 10.0ft (3.0m)	16.86	15.51	14.16	CALL
DG259FM-IBM	Molded AT Adapter, High Profile, DB25 Female/DB9 Male	11.08	10.19	9.31	CALL
DG259MF-IBM	Molded AT Adapter, High Profile, DB25 Male/DB9 Female	10.94	10.06	9.19	CALL

Note: DG types supplied with user removable hex nuts.


DMA010MF	Slim-Line AT Adapter, DB9 Male/DB25 Female	9.26	8.33	7.41	CALL
DMA010FM	Slim-Line AT Adapter, DB9 Female/DB25 Male	9.26	8.33	7.41	CALL

DB25-DB9 Low Profile Serial Port Adapters - Change From DB9 to DB25 and Vice Versa

Convert your existing serial cables to insure a reliable connection between your DCE serial device/modem and your PC's 9 pin serial port by using these adapters. Features 100% shielding, rugged molded backshells, gold plated contacts for the best conductivity and low profile design for tight spaces. Hex nuts are removable to mate with PC ports having reverse hardware or peripherals with standard hardware.

DGL259FF-IBM	Molded AT Adapter, Low Profile, DB25 Female/DB9 Female	11.45	10.53	9.62	CALL
--------------	--	-------	-------	------	------

See detailed drawings for wiring information at L-com.com



Gender Changer and Socket Saver Selection Matrix


Use this handy chart to locate the desired gender changer or socket saver. Simply locate the connector size along the top (standard or filtered) and intersect with the row showing the desired connector genders. If a specific adapter is not listed, please visit our website at L-com.com for the latest

information and select Product Wizards under the heading of Technical Resources at the top of our website or call our Technical Support Group at 800-341-5266 for assistance.

GENDER CHANGER & SOCKET SAVER D-SUB ADAPTER SELECTOR GUIDE (ALL WIRING STRAIGHT THROUGH)															
INTERFACE		STANDARD D-SUB								HIGH DENSITY D-SUB					
		9 PIN D-SUB	9 PIN D-SUB FILTERED	15 PIN D-SUB	15 PIN D-SUB FILTERED	25 PIN D-SUB	25 PIN D-SUB FILTERED	37 PIN D-SUB	37 PIN D-SUB FILTERED	50 PIN D-SUB	15 PIN HIGH DENSITY	26 PIN HIGH DENSITY	44 PIN HIGH DENSITY	62 PIN HIGH DENSITY	78 PIN HIGH DENSITY
GENDER	FEMALE-FEMALE	DGB9F		DGB15F		DGB25F		DGB37F		DGB50F	DGBH15F DGBV15F* DMB521F	DGBH26F	DGBH44F	DGBH62F	DGBH78F
	MALE-MALE	DGB9M		DGB15M		DGB25M		DGB37M		DGB50M	DGBH15M DGBV15M* DMB520M	DGBH26M	DGBH44M	DGBH62M	DGBH78M
	MALE-FEMALE	DGB9MF DG909MF1 DG909MF2 DG909MF3	DGF9MF DGF9MF	DGB15MF DG9015MF1 DG9015MF2 DG9015MF3	DGF15MF DGF15MF	DGB25MF DG9025MF1 DG9025MF2 DG9025MF3	DGF25MF DGF25MF	DGB37MF	DGF37MF DGF37MF	DGB50MF	DGBV15MF* DGBH15MF DG90H15MF1 DG90H15MF2 DG90H15MF3	DGBH26MF	DGBH44MF	DGBH62MF	DGBH78MF

*Pin 9 missing for older, legacy VGA applications.

Standard D-Sub



Item #	Description	1-9	10-24	25-99	100+
--------	-------------	-----	-------	-------	------

Slim-Line Gender Changer/Adapters - Reduce Port Receptacle Strain Up To 90%

DGB9F	Slim-Line Gender Changer, DB9 Female/Female	5.96	5.36	4.77	CALL
DGB9M	Slim-Line Gender Changer, DB9 Male/Male	6.02	5.42	4.82	CALL
DGB15F	Slim-Line Gender Changer, DB15 Female/Female	7.36	6.62	5.89	CALL
DGB15M	Slim-Line Gender Changer, DB15 Male/Male	7.36	6.62	5.89	CALL
DGB25F	Slim-Line Gender Changer, DB25 Female/Female	8.44	7.60	6.75	CALL
DGB25M	Slim-Line Gender Changer, DB25 Male/Male	8.52	7.67	6.82	CALL
DGB37F	Slim-Line Gender Changer, DB37 Female/Female	11.08	9.97	8.86	CALL
DGB37M	Slim-Line Gender Changer, DB37 Male/Male	11.08	9.97	8.86	CALL
DGB50F	Slim-Line Gender Changer, DB50 Female/Female	13.88	12.49	11.10	CALL
DGB50M	Slim-Line Gender Changer, DB50 Male/Male	15.30	13.77	12.24	CALL

Socket Saver Adapters - Extend D-Sub Connector Usage and Avoid Major Repairs

DGB9MF	Slim-Line Socket Saver, DB9 Male/Female	5.90	5.31	4.72	CALL
DGB15MF	Slim-Line Socket Saver, DB15 Male/Female	7.23	6.51	5.78	CALL
DGB25MF	Slim-Line Socket Saver, DB25 Male/Female	8.44	7.60	6.75	CALL
DGB37MF	Slim-Line Socket Saver, DB37 Male/Female	10.85	9.77	8.68	CALL
DGB50MF	Slim-Line Socket Saver, DB50 Male/Female	13.38	12.04	10.70	CALL

High-Density D-Sub



High-Density Slim-Line Gender Changers - Same Small Size for High-Density D-Subs

DGBH15F	Slim-Line Gender Changer, HD15 Female/Female	9.65	8.69	7.72	CALL
DGBH15M	Slim-Line Gender Changer, HD15 Male/Male	9.83	8.85	7.86	CALL
DGBH26F	Slim-Line Gender Changer, HD26 Female/Female	15.25	13.72	12.20	CALL
DGBH26M	Slim-Line Gender Changer, HD26 Male/Male	17.59	15.83	14.07	CALL
DGBH44F	Slim-Line Gender Changer, HD44 Female/Female	14.20	12.78	11.36	CALL
DGBH44M	Slim-Line Gender Changer, HD44 Male/Male	16.52	14.87	13.22	CALL
DGBH62F	Slim-Line Gender Changer, HD62 Female/Female	18.47	16.62	14.78	CALL
DGBH62M	Slim-Line Gender Changer, HD62 Male/Male	19.96	17.96	15.97	CALL
DGBH78F	Slim-Line Gender Changer, HD78 Female/Female	21.81	19.63	17.45	CALL
DGBH78M	Slim-Line Gender Changer, HD78 Male/Male	28.24	25.42	22.59	CALL

High-Density Socket Saver Adapters - Great for Preventing Wear on High-Density Connectors

DGBH15MF	Slim-Line Socket Saver, HD15 Male/Female	9.74	8.77	7.79	CALL
DGBH26MF	Slim-Line Socket Saver, HD26 Male/Female	12.93	11.64	10.34	CALL
DGBH44MF	Slim-Line Socket Saver, HD44 Male/Female	14.07	12.66	11.26	CALL
DGBH62MF	Slim-Line Socket Saver, HD62 Male/Female	18.47	16.62	14.78	CALL
DGBH78MF	Slim-Line Socket Saver, HD78 Male/Female	19.74	17.77	15.79	CALL

Slim-Line Gender Changer/Adapters - with Pin 9 Missing for Legacy VGA Cable Applications

DGBV15F	Slim-Line Gender Changer, HD15 Female/Female	10.23	9.21	8.18	CALL
DGBV15M	Slim-Line Gender Changer, HD15 Male/Male	10.33	9.30	8.26	CALL
DGBV15MF	Slim-Line Socket Saver, HD15 Male/Female	10.33	9.30	8.26	CALL
DMA100MM	PS-2 Monitor Adapter, DB9 Male/HD15 Male	9.83	8.85	7.86	CALL

Slim-Line Gender Changers and Socket Saver - SCSI/Telco 50

DGC50F	Slim-Line SCSI Gender Changer, 50 Pin Female/Female	16.42	15.11	13.79	CALL
DGC50M	Slim-Line SCSI Gender Changer, 50 Pin Male/Male	16.42	15.11	13.79	CALL
DGC50MF	Slim-Line SCSI Socket Saver, 50 Pin Male/Female	21.02	19.34	17.66	CALL

D-Sub Gender Changer Assortment Kit - Never Have a Mismatched Data Cable Again

Each of these assortment kits have a total of 8 adapters for just about every D-Sub cable correction. DGB1010K includes: DB9, DB15, DB25 and DB37; the DGBH1010K high-density kit includes DGBH15, DGBH26, DGBH44 and DGBH62, each in male/male and female/female versions.

DGB1010K	Slim-Line Gender Changer Kit, 8 Pieces	65.34	58.81	52.27	CALL
DGBH1010K	Hi-Density Gender Changer Kit, 8 Pieces	103.02	92.72	82.42	CALL

Slim-Line Block Ferrite Filter Adapters - Eliminate Problem EMI in Computing Devices

L-com's plug-receptacle feed-thru adapter is a viable alternative solution for companies that need to rework (retrofit) existing designs in their effort to meet FCC regulations. Use these filtered D-Sub adapters where it's necessary to limit electromagnetic interference (EMI). Easy installation, economical cost, low profile and fully shielded. Four D-Sub sizes available, supplied with male/female hardware. Engineer's kit is also available and contains one of each adapter in a plastic carrying case.

DGF9MF	Ferrite Filter (EMI) Adapter, DB9 Male/Female	10.33	9.50	8.68	CALL
DGF15MF	Ferrite Filter (EMI) Adapter, DB15 Male/Female	11.63	10.70	9.77	CALL
DGF25MF	Ferrite Filter (EMI) Adapter, DB25 Male/Female	12.80	11.78	10.75	CALL
DGF37MF	Ferrite Filter (EMI) Adapter, DB37 Male/Female	15.23	14.01	12.79	CALL
DGF100K	Engineer's Kit with 4 EMI Adapters	46.27	42.57	38.87	CALL



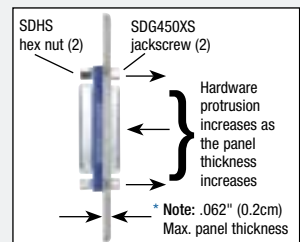
Tip Easy panel mount adapters

Online Video

L-com.com/Videos/A03



1. Remove standard hardware provided with adapter. Mount adapter from rear of panel.
2. Secure with jackscrew SDG450XS (purchased separately) from the front of the panel.
3. Thread hex nut SDHS (purchased separately) onto exposed threads of SDG450XS.



*Note: Maximum recommended panel thickness is 0.062" (0.2cm). Dimensions in excess of 0.062" (0.2cm) can limit proper cable mating due to hex nut protrusion. Panels exceeding 0.062" (0.2cm) can be milled down to the recommended thickness in the area around the adapter.

How filter adapters are constructed

Filtered adapters provide a cost effective method for reducing electromagnetic interference (EMI) and can help to avoid costly product redesigns. L-com offers two styles of filtered adapters, Ferrite and Capacitive.

Ferrite

Detail of ferrite block

Ferrite block

Male/Female Contacts. All pins pass through ferrite block.

Capacitive

Detail of PCB with contacts and capacitors

PCB

Capacitors

PCB with Male/Female Contacts. Capacitors are soldered to each connector position.

Mating Hardware	Brass, Nickel Plated
Durability Mating/Unmating	Approx. 100 cycles
Temperature Rating	-55°C to 105°C
Current Rating	5 amps max.
Capacitors (Ceramic)	820 pf ± 10%
	Voltage 100 VDC
Dielectric Withstanding Voltage	500 VDC, 1 minute
Insulation Resistance	500m Ohms @ 100 VDC

Components	Materials
Hollow Rivet	Steel/Tin Plated
Female Connector Shell	Steel/Tin Plated
Female Connector Housing	Glass filled PBT, UL94 V-0 rated
Metal Shield	Steel/Tin Plated
Contacts	Brass/gold flash plated
Male Connector Housing	Glass filled PBT, UL94 V-0 rated
Male Connector Shell	Steel/Tin Plated

Item #	Description	1-9	10-24	25-99	100+
--------	-------------	-----	-------	-------	------

Slim-Line Ceramic Capacitive Filter Adapters - For Excellent, Economical Noise Removal

Filtering is the simplest method of removing unwanted interference from within a circuit. A capacitive filter is built into a male/female D-Sub adapter that provides an easy-to-use retrofit adapter. Although reasonably priced, there is a cost associated with capacitors and that is signal degradation, particularly in CMOS circuits with extremely low signal levels. Systems that transmit strong signals and can tolerate moderate loss are well suited for capacitive filtering. Our compact design allows an extremely low profile of only 0.2" (0.5cm). Individual capacitance on each pin is 820pF. Also available in an engineer's kit of 4 adapters.

DGFC9MF	Capacitive Filter (EMC) Adapter, DB9 Male/Female	11.84	10.89	9.95	CALL
DGFC15MF	Capacitive Filter (EMC) Adapter, DB15 Male/Female	14.63	13.46	12.29	CALL
DGFC25MF	Capacitive Filter (EMC) Adapter, DB25 Male/Female	18.63	17.14	15.65	CALL
DGFC37MF	Capacitive Filter (EMC) Adapter, DB37 Male/Female	27.79	25.57	23.34	CALL
DGFC100K	Engineer's Kit with 4 EMC Adapters	70.57	64.92	59.28	CALL

DB9, DB15, DB25 or HD15 Connectors for Field Termination - Panel Mountable, Male or Female

These field termination connectors provide an easy and convenient way to perform field termination of any DB9, DB15, DB25 or HD15 cable. Separate connection points are provided for all positions of the connector plus the ground. Terminal block design with set screws provides reliable electrical connections without special tools. The terminal block area is clearly marked making proper termination virtually foolproof. Panel mountable for thickness up to 0.062" (0.2cm). Please note the orientation of the terminal blocks on the new male connectors.

DGB9FT	DB9 Female Connector for Field Termination	10.36	9.74	9.12	CALL
DGB15FT	DB15 Female Connector for Field Termination	17.41	16.37	15.32	CALL
DGB25FT	DB25 Female Connector for Field Termination	16.29	15.31	14.34	CALL
DGBH15FT	SVGA HD15 Female Connector for Field Termination	12.99	12.21	11.43	CALL
DGB9MT1	DB9 Male Connector for Field Termination	10.80	10.15	9.50	CALL
DGB15MT1	DB15 Male Connector for Field Termination	14.06	13.22	12.37	CALL
DGB25MT1	DB25 Male Connector for Field Termination	17.46	16.41	15.36	CALL
DGBH15MT1	SVGA HD15 Male Connector for Field Termination	13.69	12.87	12.05	CALL

DB9, DB15, DB25 or HD15 Female Connectors for Field Termination with Screwless Terminal Block

These field termination female connectors provide an easy and convenient way to perform field termination of any cable. Separate connection points are provided for all positions of the connector plus the ground. Screwless terminal block design with spring clamp provides reliable electrical connections utilizing no special tools. Simply depress the spring clamp, insert wire, release and the wire is secure. The terminal block area is clearly marked making proper termination virtually foolproof. Panel mountable for thickness up to 0.062" (0.2cm).

DGS9FT	DB9 Female Connector for Field Termination	14.69	13.81	12.93	CALL
DGS15FT	DB15 Female Connector for Field Termination	18.12	17.03	15.95	CALL
DGS25FT	DB25 Female Connector for Field Termination	23.03	21.65	20.27	CALL
DGSH15FT	HD15 Female Connector for Field Termination	16.52	15.53	14.54	CALL


Covers for Field Termination Connectors


These secure, snap together covers provide protection and strain relief for our popular field termination connectors. Simply snap together the two cover halves over the terminated connector and secure exiting cable or wires with a tie wrap included.

DGB9FT-CVR	Cover for DGB9FT Field Termination Connector	2.74	2.58	2.41	CALL
DGB9MT1-CVR	Cover for DGB9MT1 Field Termination Connector	2.74	2.58	2.41	CALL
DGB15MT1-CVR	Cover for DGB15MT1 Field Termination Connector	2.76	2.59	2.43	CALL
DGB15FT-CVR	Cover for DGB15FT Field Termination Connector	2.76	2.59	2.43	CALL
DGBH15MT1-CVR	Cover for DGBH15MT1 Field Termination Connector	2.64	2.48	2.32	CALL
DGBH15FT-CVR	Cover for DGBH15FT Field Termination Connector	2.64	2.48	2.32	CALL
DGB25MT1-CVR	Cover for DGB25MT1 Field Termination Connector	2.87	2.70	2.53	CALL
DGB25FT-CVR	Cover for DGB25FT Field Termination Connector	2.87	2.70	2.53	CALL

Slim-Line Loopback Test Plugs - Emulate Working Conditions for Your Testing Needs

DMA019S	Slim-Line Parallel Loopback Plug, DB25 Male	10.87	9.78	8.70	CALL
DMA021T	Slim-Line Loopback Plug, DB9 Female	10.87	9.78	8.70	CALL





Item #	Description	1-9	10-24	25-99	100+
--------	-------------	-----	-------	-------	------

Premium Right Angle D-Sub Adapters

Connecting cables in tight spaces can be a problem in many applications. These low profile right angle D-Sub adapters solve this problem by allowing cables to be connected at a 90 degree angle. Adapters are male to female, fully shielded and are solid overmolded with gray PVC. Mating hardware is reversible allowing for use in virtually any application.

DG909MF1-P	Premium DB9 Right Angle Male to Female Adapter	6.36	5.98	5.60	CALL
DG909MF2-P	Premium DB9 Right Angle Male to Female Adapter 90 Degree Angle	6.47	6.08	5.69	CALL
DG909MF3-P	Premium DB9 right angle Male to Female Adapter Female Stand-off Version	6.47	6.08	5.69	CALL
DG90H15MF1-P	Premium HD15 Male to Female Right Angle Adapter 90 Degree Angle	9.10	8.55	8.01	CALL

HD15 Male to HD15 Female Right Angle Adapter

VGC00001	HD15 Male to HD15 Female Right Angle Adapter	7.46	6.86	6.27	CALL
----------	--	------	------	------	------

DB9, HD15, DB15, DB25 and DB37 Low Profile Right Angle Adapters - Molded and Fully Shielded

DG909MF1	Low Profile Right Angle Adapter, DB9 Male/Female, Cable Exit 1	9.32	8.76	8.20	CALL
DG909MF2	Low Profile Right Angle Adapter, DB9 Male/Female, Cable Exit 2	9.41	8.85	8.28	CALL
DG909MF3	Low Profile Right Angle Adapter, DB9 Male/Female, Cable Exit 3	9.41	8.85	8.28	CALL
DG90H15MF1	Low Profile Right Angle Adapter, HD15 Male/Female, Cable Exit 1	11.83	11.12	10.41	CALL
DG90H15MF2	Low Profile Right Angle Adapter, HD15 Male/Female, Cable Exit 2	15.26	14.34	13.43	CALL
DG90H15MF3	Low Profile Right Angle Adapter, HD15 Male/Female, Cable Exit 3	13.38	12.58	11.77	CALL
DG9015MF1	Low Profile Right Angle Adapter, DB15 Male/Female, Cable Exit 1	11.94	11.22	10.51	CALL
DG9015MF2	Low Profile Right Angle Adapter, DB15 Male/Female, Cable Exit 2	14.52	13.65	12.78	CALL
DG9015MF3	Low Profile Right Angle Adapter, DB15 Male/Female, Cable Exit 3	15.31	14.39	13.47	CALL
DG9025MF1	Low Profile Right Angle Adapter, DB25 Male/Female, Cable Exit 1	14.84	13.95	13.06	CALL
DG9025MF2	Low Profile Right Angle Adapter, DB25 Male/Female, Cable Exit 2	13.07	12.29	11.50	CALL
DG9025MF3	Low Profile Right Angle Adapter, DB25 Male/Female, Cable Exit 3	16.24	15.27	14.29	CALL
DG9037MF1	Low Profile Right Angle Adapter, DB37 Male/Female, Cable Exit 1	21.17	19.90	18.63	CALL
DG9037MF2	Low Profile Right Angle Adapter, DB37 Male/Female, Cable Exit 2	23.01	21.63	20.25	CALL
DG9037MF3	Low Profile Right Angle Adapter, DB37 Male/Female, Cable Exit 3	23.01	21.63	20.25	CALL


Y Adapters/Splitters for DB9, DB15 and DB25 Connector Sizes

These handy Y adapters are wired straight through for applications requiring splitting signals. The single end is male while the dual/split end is female for easy attachment to standard cable assemblies. The housing is fully shielded to maintain EMI protection and the contacts are 30 microinch (0.762µm) gold plated allowing for many mating cycles.

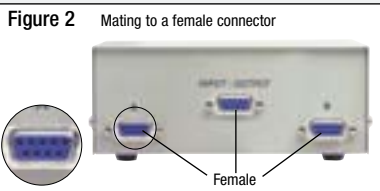
ADPT-DB9Y	Y Splitter Adapter, DB9M - DB9F & DB9F	17.96	17.24	16.52	CALL
ADPT-DB15Y	Y Splitter Adapter, DB15M - DB15F & DB15F	20.80	19.97	19.14	CALL
ADPT-DB25Y	Y Splitter Adapter, DB25M - DB25F & DB25F	28.98	27.82	26.66	CALL

Tip How are right angle adapters used?

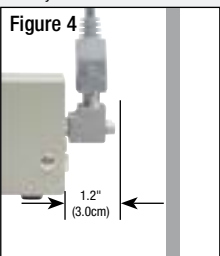

Right angle adapters assist in connecting cables in tight spaces by allowing the cable to mate at a 90 degree angle. This reduces the backshell and cable bend distance required when mating cables. L-com offers right angle adapters in DB9, DB15, DB25, DB37 and HD15 male to female configurations with three cable exit directions each. Hardware is reversible allowing for use in virtually any application.




Cables require approximately 2.5" to exit a mating connector depending on backshell length and cable diameter/flexibility.



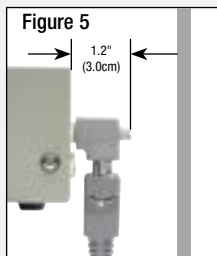
Choose the proper adapter for desired cable exit direction and simply plug the cable into the adapter.



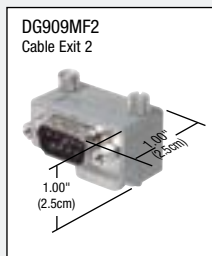
Cable Exit 1 Side View



DG909MF1 Cable Exit 1




DG909MF2 Cable Exit 2

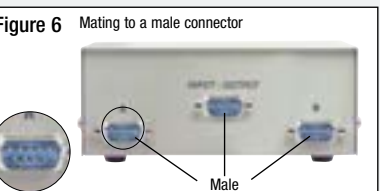


DG909MF3 Cable Exit 3

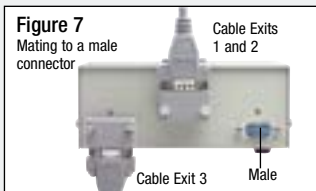
Cable Exit 3 allows the user to rotate the female connector 180° compared to Cable Exits 1 and 2.



DG909MF3 Cable Exit 3



Choose the proper adapter for desired cable exit direction and simply plug the cable into the adapter.



Note: When mating to a male connector, Cable Exits 1 and 2 exit in the same direction.

Item #	Description	1-9	10-24	25-99	100+
--------	-------------	-----	-------	-------	------

Do-it-Yourself Kits - Everything You Need to Build Your Own Data Line Adapters

Allows the creation of many types of data line adapters. Utilizes the most popular D-Subminiature connectors with solder cup terminations. Simply solder short wire jumpers to pins of your choice. The following components are included in each kit: two D-Sub Connectors of appropriate size and gender, two snap-on half covers and a complete set of hardware for the connectors. No jumper wires are supplied.

DIY9MF	Do-It-Yourself Kit, DB9 Male/Female	11.99	11.51	11.03	CALL
DIY9MM	Do-It-Yourself Kit, DB9 Male/Male	12.03	11.55	11.07	CALL
DIY9FF	Do-It-Yourself Kit, DB9 Female/Female	12.22	11.73	11.24	CALL

DIY15MF	Do-It-Yourself Kit, DB15 Male/Female	11.06	10.62	10.18	CALL
DIY15MM	Do-It-Yourself Kit, DB15 Male/Male	13.05	12.53	12.01	CALL
DIY15FF	Do-It-Yourself Kit, DB15 Female/Female	11.02	10.58	10.14	CALL

DIY25MF	Do-It-Yourself Kit, DB25 Male/Female	13.43	12.89	12.36	CALL
DIY259MF	Do-It-Yourself Kit, DB25 Male/DB9 Female	10.64	10.21	9.79	CALL
DIY259FF	Do-It-Yourself Kit, DB25 Female/DB9 Female	10.89	10.45	10.02	CALL
DIY259MM	Do-It-Yourself Kit, DB25 Male/DB9 Male	10.37	9.96	9.54	CALL

DIY9CMF	Metalized DIY Kit, DB9 Male/Female	11.48	11.02	10.56	CALL
DIY-HD15CMF	Metalized DIY Kit, HD15 Male/Female	13.03	12.51	11.99	CALL
DIYW	Pre-tinned Jumpers, Pkg/25	5.68	5.57	5.45	CALL

Data Jumper Box Kits - Include a PC Board to Simplify Data Line Adapter Design

Every pin of the male or female D-Subminiature connector terminates to solder pads with drilled holes on each end of the adapters' PC board to make connection easy. Supplied with ten wires already stripped and tinned for permanent wiring to suit your needs.

DJB9MF	Plastic PCB Jumper Box, DB9 Male/Female	14.25	13.68	13.11	CALL
DJB15MF	Plastic PCB Jumper Box, DB15 Male/Female	16.16	15.51	14.87	CALL
DJB25MF	Plastic PCB Jumper Box, DB25 Male/Female	17.77	17.06	16.35	CALL

Plastic D-Sub Half Cover Pairs - Popular Accessory to Assemble Custom Adapters

Choosing these D-Sub half cover pairs will satisfy most of your custom adapter requirements. These covers feature UL94V-0 rated plastic and are available in Gray or Black. They are supplied with the appropriate hardware to allow male/female or male/male cable connections. For female/female applications, you'll need two (2) additional hex standoffs.

DHP9G	Half Cover Pair, DB9, Gray Plastic	4.07	3.91	3.74	CALL
DHP15G	Half Cover Pair, DB15, Gray Plastic	4.07	3.91	3.74	CALL
DHP25G	Half Cover Pair, DB25, Gray Plastic	4.07	3.91	3.74	CALL

DHP9B	Half Cover Pair, DB9, Black Plastic	4.07	3.91	3.74	CALL
DHP15B	Half Cover Pair, DB15, Black Plastic	4.11	3.78	3.45	CALL
DHP25B	Half Cover Pair, DB25, Black Plastic	3.84	3.69	3.53	CALL

All Metal DB9 and DB25 Half Cover Pairs - Satisfy the Need for Being Compact and Rugged

The special design of these covers provides a smart look in adapter creation. All steel to take much abuse, with a heavy chrome plate to add attractiveness. Snaps together and comes apart easily. They are supplied with appropriate cable connector fastening hardware for male/female connections.

DHS9	Half Cover Pair, DB9, Nickel Plated Steel	8.34	8.01	7.67	CALL
DHS25	Half Cover Pair, DB25, Nickel Plated Steel	8.82	8.47	8.11	CALL

Crimp & Poke Style Straight and Y Jumper Wires - Sold Only in Packs of 10

RA50M	Straight Jumper Wires, Male/Male, Pkg/10	4.28	4.19	4.02	CALL
RA50F	Straight Jumper Wires, Female/Female, Pkg/10	4.28	4.19	4.02	CALL
RA50MF	Straight Jumper Wires, Male/Female, Pkg/10	4.39	4.30	4.13	CALL

RA50MFM	Y Jumper Wires, Male/Female/Male, Pkg/10	5.47	5.36	5.14	CALL
RA50FMF	Y Jumper Wires, Female/Male/Female, Pkg/10	5.57	5.46	5.24	CALL
RA50FFF	Y Jumper Wires, Female/Female/Female, Pkg/10	5.56	5.45	5.23	CALL

Right Angle D-Sub PCB Connectors - 10 Connectors per Tray


Right angle PCB connectors are popular for many I/O applications. Board locks provide a secure PCB connection and easy soldering every time. Connectors are available in DB9, DB15, DB25, DB37 and HD15 sizes.

SD9P-RA-PC	Right Angle PCB D-Sub Connector, DB9 Male, Tray of 10	14.79	13.61	12.42	CALL
SD15P-RA-PC	Right Angle PCB D-Sub Connector, DB15 Male, Tray of 10	16.86	15.51	14.16	CALL
SD25P-RA-PC	Right Angle PCB D-Sub Connector, DB25 Male, Tray of 10	27.93	25.70	23.46	CALL
SD37P-RA-PC	Right Angle PCB D-Sub Connector, DB37 Male, Tray of 10	31.99	29.43	26.87	CALL
SDH15P-RA-PC	Right Angle PCB D-Sub Connector, HD15 Male, Tray of 10	20.99	19.31	17.63	CALL

SD9S-RA-PC	Right Angle PCB D-Sub Connector, DB9 Female, Tray of 10	14.30	13.16	12.01	CALL
SD15S-RA-PC	Right Angle PCB D-Sub Connector, DB15 Female, Tray of 10	16.86	15.51	14.16	CALL
SD25S-RA-PC	Right Angle PCB D-Sub Connector, DB25 Female, Tray of 10	23.66	21.77	19.87	CALL
SD37S-RA-PC	Right Angle PCB D-Sub Connector, DB37 Female, Tray of 10	31.99	29.43	26.87	CALL
SDH15S-RA-PC	Right Angle PCB D-Sub Connector, HD15 Female, Tray of 10	20.99	19.31	17.63	CALL

NOTE:


The adapter kits shown on these pages are also available completely wired and optionally provided with internal jumpers and circuit components. Your Sales Representative will be happy to address your needs.



DIY9MF



DIY259MF



DIY-HD15CMF
Shown Assembled


DIYW
Pkg/25



DHP25B



DHS25



RA50M
Pkg/10

RA50FMF
Pkg/10




SD25P-RA-PC



SDH15P-RA-PC



SD9S-RA-PC




No more D-Sub connector gender confusion

Online Video


L-com.com/Videos/A14



SD9P-TRAY



SD25P-TRAY (front)



SDH15P-TRAY (front)



C&P25M-TRAY (front)

Item #	Description	1-9	10-24	25-99	100+
--------	-------------	-----	-------	-------	------

D-Sub Connectors - Choose from Solder Cup, Insertion Style or PC Termination Style Individually Packaged

These D-Sub connectors conform to commercial industry standards and will mate with any opposite gender D-Sub connector. Contact plating is gold flash, connector insulator is UL94V-0 rated.

SD9P	Solder Cup D-Sub Connector, DB9 Male	1.47	1.35	1.23	CALL
SD15P	Solder Cup D-Sub Connector, DB15 Male	1.65	1.52	1.39	CALL
SD25P	Solder Cup D-Sub Connector, DB25 Male	1.93	1.78	1.62	CALL
SD37P	Solder Cup D-Sub Connector, DB37 Male	5.75	5.29	4.83	CALL
SD50P	Solder Cup D-Sub Connector, DB50 Male	7.31	6.73	6.14	CALL

SD9S	Solder Cup D-Sub Connector, DB9 Female	1.54	1.42	1.29	CALL
SD15S	Solder Cup D-Sub Connector, DB15 Female	1.74	1.60	1.46	CALL
SD25S	Solder Cup D-Sub Connector, DB25 Female	2.06	1.90	1.73	CALL
SD37S	Solder Cup D-Sub Connector, DB37 Female	6.07	5.58	5.10	CALL
SD50S	Solder Cup D-Sub Connector, DB50 Female	7.67	7.06	6.44	CALL

Solder Cup High-Density D-Subminiature Connectors - Accept up to 22 AWG Wires

SDH15P	Solder Cup D-Sub Connector, HD15 Male	2.36	2.17	1.98	CALL
SDH26P	Solder Cup D-Sub Connector, HD26 Male	3.90	3.59	3.28	CALL
SDH44P	Solder Cup D-Sub Connector, HD44 Male	6.75	6.21	5.67	CALL
SDH62P	Solder Cup D-Sub Connector, HD62 Male	8.16	7.51	6.85	CALL
SDH78P	Solder Cup D-Sub Connector, HD78 Male	9.77	8.99	8.21	CALL

SDH15S	Solder Cup D-Sub Connector, HD15 Female	2.48	2.28	2.08	CALL
SDH26S	Solder Cup D-Sub Connector, HD26 Female	4.15	3.82	3.49	CALL
SDH44S	Solder Cup D-Sub Connector, HD44 Female	6.99	6.43	5.87	CALL
SDH62S	Solder Cup D-Sub Connector, HD62 Female	8.41	7.74	7.06	CALL
SDH78S	Solder Cup D-Sub Connector, HD78 Female	10.14	9.33	8.52	CALL

PC Termination D-Subminiature Connectors - Male and Female Genders

SD9P-PC	PC Termination D-Sub Connector, DB9 Male	2.11	1.94	1.77	CALL
SD15P-PC	PC Termination D-Sub Connector, DB15 Male	5.09	4.68	4.28	CALL
SD25P-PC	PC Termination D-Sub Connector, DB25 Male	3.82	3.51	3.21	CALL
SD37P-PC	PC Termination D-Sub Connector, DB37 Male	9.07	8.34	7.62	CALL

SD9S-PC	PC Termination D-Sub Connector, DB9 Female	2.19	2.01	1.84	CALL
SD15S-PC	PC Termination D-Sub Connector, DB15 Female	3.17	2.92	2.66	CALL
SD25S-PC	PC Termination D-Sub Connector, DB25 Female	3.95	3.63	3.32	CALL
SD37S-PC	PC Termination D-Sub Connector, DB37 Female	8.22	7.56	6.90	CALL

Insertion Style D-Sub Connectors Accept Industry Standard Pins and Sockets

C&P9M	Insertion Type D-Sub Connector, DB9 Male	1.00	0.92	0.84	CALL
C&P15M	Insertion Type D-Sub Connector, DB15 Male	1.09	1.00	0.92	CALL
C&P25M	Insertion Type D-Sub Connector, DB25 Male	1.31	1.21	1.10	CALL
C&P37M	Insertion Type D-Sub Connector, DB37 Male	3.41	3.14	2.86	CALL
C&P50M	Insertion Type D-Sub Connector, DB50 Male	7.51	6.91	6.31	CALL

C&P9F	Insertion Type D-Sub Connector, DB9 Female	1.13	1.04	0.95	CALL
C&P15F	Insertion Type D-Sub Connector, DB15 Female	1.31	1.21	1.10	CALL
C&P25F	Insertion Type D-Sub Connector, DB25 Female	1.44	1.32	1.21	CALL
C&P37F	Insertion Type D-Sub Connector, DB37 Female	3.59	3.30	3.02	CALL
C&P50F	Insertion Type D-Sub Connector, DB50 Female	7.45	6.85	6.26	CALL

D-Sub and HD Style Bulk Packaged Connectors - Solder and Crimp Styles

Save time and money with these D-Sub and HD style connector multi packs. Packed in convenient trays, these connectors are ideal for high volume production. Offered in both solder and crimp versions these connectors are perfect for all of your cable termination needs.

SD9P-TRAY	Solder Cup D-Sub Connector, DB9 Male, Tray of 50	50.36	46.33	42.30	CALL
SD15P-TRAY	Solder Cup D-Sub Connector, DB15 Male, Tray of 70	80.15	73.74	67.33	CALL
SD25P-TRAY	Solder Cup D-Sub Connector, DB25 Male, Tray of 50	66.40	61.09	55.78	CALL
SD37P-TRAY	Solder Cup D-Sub Connector, DB37 Male, Tray of 40	152.22	140.04	127.86	CALL
SD50P-TRAY	Solder Cup D-Sub Connector, DB50 Male, Tray of 40	205.09	188.68	172.28	CALL

SD9S-TRAY	Solder Cup D-Sub Connector, DB9 Female, Tray of 50	52.67	48.46	44.24	CALL
SD15S-TRAY	Solder Cup D-Sub Connector, DB15 Female, Tray of 70	83.35	76.68	70.01	CALL
SD25S-TRAY	Solder Cup D-Sub Connector, DB25 Female, Tray of 50	71.00	65.32	59.64	CALL
SD37S-TRAY	Solder Cup D-Sub Connector, DB37 Female, Tray of 40	160.87	148.00	135.13	CALL
SD50S-TRAY	Solder Cup D-Sub Connector, DB50 Female, Tray of 40	204.10	187.77	171.44	CALL

Solder Cup High-Density D-Subminiature Connectors - Accept up to 22 AWG Wires

SDH15P-TRAY	Solder Cup D-Sub Connector, HD15 Male, Tray of 50	82.41	75.82	69.22	CALL
SDH26P-TRAY	Solder Cup D-Sub Connector, HD26 Male, Tray of 70	192.25	176.87	161.49	CALL


SDH15S-TRAY	Solder Cup D-Sub Connector, HD15 Female, Tray of 50	86.98	80.02	73.06	CALL
SDH26S-TRAY	Solder Cup D-Sub Connector, HD26 Female, Tray of 70	190.68	175.43	160.17	CALL

Insertion Style D-Sub Connectors Accept Industry Standard Pins and Sockets

C&P9M-TRAY	Insertion Type D-Sub Connector, DB9 Male, Tray of 50	32.07	29.50	26.94	CALL
C&P15M-TRAY	Insertion Type D-Sub Connector, DB15 Male, Tray of 50	36.64	33.71	30.78	CALL
C&P25M-TRAY	Insertion Type D-Sub Connector, DB25 Male, Tray of 50	41.21	37.91	34.62	CALL
C&P37M-TRAY	Insertion Type D-Sub Connector, DB37 Male, Tray of 40	89.78	82.60	75.42	CALL

C&P9F-TRAY	Insertion Type D-Sub Connector, DB9 Female, Tray of 50	36.64	33.71	30.78	CALL
C&P15F-TRAY	Insertion Type D-Sub Connector, DB15 Female, Tray of 50	41.21	37.91	34.62	CALL
C&P25F-TRAY	Insertion Type D-Sub Connector, DB25 Female, Tray of 50	45.78	42.12	38.46	CALL
C&P37F-TRAY	Insertion Type D-Sub Connector, DB37 Female, Tray of 40	93.39	85.92	78.45	CALL

Tip How to crimp D-Sub contacts using hand tool CP3127CT

STEP 1


Strip the wire to 3/32" (0.2cm). You can use part #HTC2030.


STEP 2

Squeeze tool handles together to release ratchet.

STEP 3


Slide the contact locator down from the top of the tool.


STEP 4

Then from the back, push the contact locator forward between tool crimp jaws.

STEP 5


Orient the contact so open side of wire and insulation barrels are facing up and insert contact into locator.


STEP 6


Slide locator back placing contact between crimping jaws. Then squeeze tool handles together until ratchet engages (listen for clicking sound).

STEP 7


Insert wire over contact and against wire stop. Squeeze tool handles together until ratchet releases.


STEP 8

Slide locator down, push forward and remove crimped contact.


 CPM10
Pkg/10

 CPF10
Pkg/10


TDT



TDTPRO



CP3127CT



SD121-15



SDC9G



SDC15B



SDC25M



SDRS25HOT

Item #	Description	1-9	10-24	25-99	100+
--------	-------------	-----	-------	-------	------

Crimp & Poke Contacts - Choose Pins or Sockets, Flash or 30 Microinches (0.762µm)

CPM10	Crimp & Poke Male Pins - Gold Flash, Pkg/10	3.47	3.19	2.91	CALL
CPM100	Crimp & Poke Male Pins - Gold Flash, Reel/100	20.18	18.57	16.95	CALL
CPM10-30U	Crimp & Poke Male Pins - 30µ (0.762µm) Gold, Pkg/10	4.52	4.16	3.80	CALL
CPM100-30U	Crimp & Poke Male Pins - 30µ (0.762µm) Gold, Reel/100	26.23	24.13	22.03	CALL

CPF10	Crimp & Poke Female Sockets - Gold Flash, Pkg/10	4.21	3.87	3.54	CALL
CPF100	Crimp & Poke Female Sockets - Gold Flash, Reel/100	24.26	22.32	20.38	CALL
CPF10-30U	Crimp & Poke Female Sockets - 30µ (0.762µm) Gold, Pkg/10	5.20	4.78	4.37	CALL
CPF100-30U	Crimp & Poke Female Sockets - 30µ (0.762µm) Gold, Reel/100	30.27	27.85	25.43	CALL

Insertion/Extraction Tools for Crimp & Poke Type Contacts - Professional and Economy Versions

Two insertion/extraction tools are available for inserting contacts into D-Subs. Professional model is made for multiple insertions and is built on a larger, more ergonomic tool body. The economy version is also available when limited insertions are necessary.

TDT	Economy Contact Insertion/Extraction Tool	5.18	5.08	4.97	CALL
TDTPRO	Professional Contact Insertion/Extraction Tool	38.22	37.46	36.69	CALL

D-Subminiature Contact Crimp Tool - For Crimp & Poke Series Pins and Sockets

Professional grade tool crimps D-Subminiature pins and sockets for 20-30 AWG wires. Spring loaded holding mechanism centers and holds pin in place until crimping cycle is complete. Highest quality. See the Tip above for crimping instructions.

CP3127CT	D-Sub Contact Crimp Tool	224.76	220.26	215.77	CALL
----------	--------------------------	--------	--------	--------	------

D-Sub Hood Covers - Offering a Better Selection for Your Varied Cable Making Needs

L-com offers a better selection of D-Sub hoods than ever before. We've discovered in our own cable production that needs are varied because users are more demanding in style selection than traditional plastic or metal hoods. They are supplied as kits with appropriate hardware for male mating. Order hex standoffs separately for female adaptation.

Plastic D-Sub Hoods - Features One Piece Foldover Hinge Design

One piece unshielded hoods are available for DB9, DB15, DB25 and DB50 sizes. They are constructed of Black plastic with long knurled thumbscrews. They feature a side snap lock for connector security and metal screw down strain relief.

SD121-09	Hinged Hood Kit, DB9 Black	2.14	1.97	1.80	CALL
SD121-15	Hinged Hood Kit, DB15 Black	2.36	2.17	1.98	CALL
SD121-25	Hinged Hood Kit, DB25 Black	2.31	2.13	1.94	CALL
SD121-50	Hinged Hood Kit, DB50 Black	3.00	2.76	2.52	CALL

Plastic Hoods - Mate with D-Subminiature Connectors for Cabling

Molded plastic hoods are made of flame retardant materials. The metalized version is chrome plated providing conductivity and an RFI/EMI shield. A cable strain relief is also included.

SDC9G	Assembled Hood Kit, DB9 Gray	1.25	1.15	1.05	CALL
SDC15G	Assembled Hood Kit, DB15 Gray	1.38	1.27	1.16	CALL
SDC25G	Assembled Hood Kit, DB25 Gray	1.44	1.32	1.21	CALL
SDC37G	Assembled Hood Kit, DB37 Gray	2.19	2.01	1.84	CALL

SDC9B	Assembled Hood Kit, DB9 Black	1.24	1.14	1.04	CALL
SDC15B	Assembled Hood Kit, DB15 Black	1.44	1.32	1.21	CALL
SDC25B	Assembled Hood Kit, DB25 Black	1.51	1.39	1.27	CALL

SDC9M	Assembled Hood Kit, DB9 Metalized Chrome	1.78	1.64	1.50	CALL
SDC15M	Assembled Hood Kit, DB15 Metalized Chrome	2.14	1.97	1.80	CALL
SDC25M	Assembled Hood Kit, DB25 Metalized Chrome	2.16	1.99	1.81	CALL

Metalized Plastic D-Sub Hoods - Low Profile and Contemporary Style and Finish

These hoods are offered in three basic sizes, in attractive matte metalized (shielded) finish. Well constructed with metal strain relief bar, two screw closure and long knurled thumbscrews.

SDRS09HOT	Assembled Hood Kit, DB9 Matte Chrome	2.87	2.64	2.41	CALL
SDRS15HOT	Assembled Hood Kit, DB15 Matte Chrome	4.21	3.87	3.54	CALL
SDRS25HOT	Assembled Hood Kit, DB25 Matte Chrome	4.55	4.19	3.82	CALL


Replacement grommets also sold separately.



SDC25AG



Replacement grommets also sold separately, GROM Series



SDG

SDF1 Pkg/50

SDK Pkg/50



WPD109

WPD115


WPD125



MK02




CTB Pkg/100



CTM Rear View

CTM-1.5

CTM-0.75



TUBEXP-0.125

TUBEXP-0.5

Item #	Description	1-9	10-24	25-99	100+
D-Sub Metal Hood Kits - Choice of Five Grommets to Satisfy all Size Requirements					
Cast alloy metal construction with a matte nickel plate finish over tin and copper for the best conductivity. Kit includes a set of five grommets and 4-40 thread mounting screws.					
SDC9AG	Assembled Hood Kit, DB9 Metal	3.37	3.17	2.97	CALL
SDC15AG	Assembled Hood Kit, DB15 Metal	5.63	5.29	4.95	CALL
SDC25AG	Assembled Hood Kit, DB25 Metal	6.17	5.80	5.43	CALL
SDC37AG	Assembled Hood Kit, DB37 Metal	10.80	10.15	9.50	CALL
SDC50AG	Assembled Hood Kit, DB50 Metal	11.09	10.42	9.76	CALL

4-40 Thumbscrews for SDC Metal and Plastic D-Sub Hood Kits

Nickel plated steel, knurled, slotted thumbscrews are now available for the entire SDC family of D-Sub hoods.

04X44S	SDC Thumbscrew, 4-40 Thread	0.62	0.57	0.52	CALL
--------	-----------------------------	------	------	------	------

Right Angle D-Sub Metal Hood Kits - Low Profile with Thumbscrews

Right angle hoods offered for applications requiring a 90 degree cable exit. Cast alloy metal construction with a nickel plated finish.

SDRA9AG	Right Angle Assembled Hood Kit, DB9 Metal	6.60	6.20	5.81	CALL
SDRA15AG	Right Angle Assembled Hood Kit, DB15 Metal	7.89	7.42	6.94	CALL
SDRA25AG	Right Angle Assembled Hood Kit, DB25 Metal	8.47	7.96	7.45	CALL

Replacement Grommets for SDC and SDRA Metal Backshells

These grommets are the same as supplied with the SDC and SDRA metal backshell kits. Five different sizes are offered per backshell size to best fit cable diameter used.

GROM-9&15	Replacement Grommets, SDC & SDRA 9/15 Metal Backshells	1.21	1.11	1.02	CALL
GROM-25	Replacement Grommets, SDC & SDRA 25 Metal Backshells	1.27	1.17	1.07	CALL
GROM-37&50	Replacement Grommets, SDC 37/50 Metal Backshells	1.03	0.95	0.87	CALL

4-40 Hex Jack Screws - Difficult to Find Hardware for Mounting D-Sub Connectors

SDG250	Jack Screw Kit, .25 inch (0.6cm) Thread, .232 inch (0.6cm) Screwlock, Pkg/50	17.19	16.16	15.13	CALL
SDG300	Jack Screw Kit, .30 inch (0.8cm) Thread, .232 inch (0.6cm) Screwlock, Pkg/50	19.21	18.06	16.90	CALL
SDG400	Jack Screw Kit, .40 inch (1.0cm) Thread, .232 inch (0.6cm) Screwlock, Pkg/50	18.97	17.83	16.69	CALL
SDG400S	Jack Screw Kit, .40 inch (1.0cm) Thread, .197 inch (0.5cm) Screwlock, Pkg/50	17.27	16.23	15.20	CALL
SDG400XS	Jack Screw Kit, .40 inch (1.0cm) Thread, .160 inch (0.4cm) Screwlock, Pkg/50	17.54	16.49	15.44	CALL
SDG450XS	Jack Screw Kit, .45 inch (1.1cm) Thread, .160 inch (0.4cm) Screwlock, Pkg/50	17.54	16.49	15.44	CALL
SDG500	Jack Screw Kit, .50 inch (1.3cm) Thread, .232 inch (0.6cm) Screwlock, Pkg/50	17.34	16.30	15.26	CALL

Hex Standoff 4-40 Thread - Needed with Hood Kits to Convert Male to Female

SDH	Hex Standoffs, .232 inch (0.6cm) Hex, Pkg/50	12.19	11.46	10.73	CALL
SDHS	Hex Standoffs, .195 inch (0.5cm) Hex, Pkg/50	12.19	11.46	10.73	CALL
SDH-160	Hex Standoffs, .160 inch (0.4cm) Hex, Pkg/50	14.95	14.05	13.16	CALL

4-40 Screw and Retainer Pair - For Use on Male D-Sub Connectors with Metal Tabs

SDF1	Screws and Retainers, Chromate, Pkg/50	16.49	15.50	14.51	CALL
------	--	-------	-------	-------	------

4-40 Screw and Guard - Replacement for Cable Connector Hoods Such as SDC Series

SDK	Screws and Guards, Nickel Plate, Pkg/50	7.80	7.18	6.55	CALL
-----	---	------	------	------	------

Stainless Wall Plates - Accept a Variety of D-Sub Connectors

Wall plates that accept common D-Sub connectors are found to be useful by many installers.

WPD109	Stainless Wall Plate, One DB9/HD15 Opening	6.48	6.09	5.70	CALL
WPD115	Stainless Wall Plate, One DB15/HD26 Opening	6.62	6.22	5.83	CALL
WPD125	Stainless Wall Plate, One DB25/HD44 Opening	6.49	6.10	5.71	CALL

Rotary Cable Strippers - Cut Cable Jackets

These tools offer an economical and consistent cable jacket strip every time. Featuring easy to adjust cutting depth, these tools strip both around the cable perimeter and lengthwise. HT-325 strips cable jackets ranging from 0.125" (0.3cm) to 1.0" (2.5cm). MK02 strips cable jackets ranging from 0.18" (0.5cm) to 1.12" (2.8cm). Choose HT-325 for light duty use and MK02 for heavier duty use.

MK02	Round Cable Stripper	65.15	63.85	62.54	CALL
HT-325	Economy Round Cable Jacket Stripper	39.76	38.96	38.17	CALL

Cable Ties and Cable Mounts

Cable ties come in handy to secure cable assemblies in different applications. Four different sizes, in packages of 100 pieces each. Color is black. Cable tie mounts allow the user to secure wire and/or cable quickly and easily to a surface. Mounts can be secured with screws or adhesive. Material is UL94V-2 rated nylon, color is black.

CTB-05	6 inch (20.3cm) Cable Ties, Pkg/100	9.88	9.29	8.69	CALL
CTB-07	8 inch (15.2cm) Cable Ties, Pkg/100	16.58	15.59	14.59	CALL
CTB-09	8.5 inch (21.6cm) Cable Ties, Pkg/100	15.71	14.77	13.82	CALL
CTB-12	11.5 inch (29.2cm) Cable Ties, Pkg/100	17.74	16.68	15.61	CALL
CTM-0.75	Black Cable Tie Mount, 0.75" (1.9cm), Pkg/10	5.68	5.23	4.77	CALL
CTM-1.5	Black Cable Tie Mount, 1.50" (3.8cm), Pkg/10	17.09	15.72	14.36	CALL

Expandable Sleeving - Pkg/100ft (30.5m), Polyester Material with VW-1 Flammability Rating

Polyester expandable flexible tubing is ideal for protecting wire and/or cable. The open weave design allows for flexible routing, high resistance to abrasion and broad range of expansion. Available in .125" (0.3cm), .25" (0.6cm) and .5" (1.3cm) diameters, color is black with white tracer.

TUBEXP-0.125	Expandable Braid Sleeving, .125" (0.3cm) Diameter, 100ft (30.5m)	26.72	24.58	22.44	CALL
TUBEXP-0.25	Expandable Braid Sleeving, .25" (0.6cm) Diameter, 100ft (30.5m)	43.49	40.01	36.53	CALL
TUBEXP-0.5	Expandable Braid Sleeving, .5" (1.3cm) Diameter, 100ft (30.5m)	59.71	54.93	50.16	CALL

Item #	Description	List Price
--------	-------------	------------

Bulk Multiconductor Data Cable - 24 AWG Stranded Conductors

This is one of the most popular choices for data cable applications. Conductors are 24 AWG 7/32 stranded conductors with PVC insulation. Jacket is also PVC, color is soft gray. Foil shielding with tinned drain wire. Choose from 4, 9, 15 or 25 conductors and 100 foot coils or 500 and 1,000 foot (30.5m, 152.4m & 304.8m) spools. UL and CSA Listed.

CS4-100	4 Conductor 24 AWG Bulk Cable, 100ft (30.5m) Coil	38.49
CS4-500	4 Conductor 24 AWG Bulk Cable, 500ft (152.4m) Spool	192.34
CS4-1000	4 Conductor 24 AWG Bulk Cable, 1000ft (304.8m) Spool	384.65
CS9-100	9 Conductor 24 AWG Bulk Cable, 100ft (30.5m) Coil	54.51
CS9-500	9 Conductor 24 AWG Bulk Cable, 500ft (152.4m) Spool	272.48
CS9-1000	9 Conductor 24 AWG Bulk Cable, 1000ft (304.8m) Spool	544.92
CS15-100	15 Conductor 24 AWG Bulk Cable, 100ft (30.5m) Coil	80.15
CS15-500	15 Conductor 24 AWG Bulk Cable, 500ft (152.4m) Spool	400.67
CS15-1000	15 Conductor 24 AWG Bulk Cable, 1000ft (304.8m) Spool	696.80
CS25-100	25 Conductor 24 AWG Bulk Cable, 100ft (30.5m) Coil	128.23
CS25-500	25 Conductor 24 AWG Bulk Cable, 500ft (152.4m) Spool	641.07
CS25-1000	25 Conductor 24 AWG Bulk Cable, 1000ft (304.8m) Spool	1282.12

Bulk Twisted Pair Data Cable - Double Shielded, 26 AWG Stranded Conductors

Twisted pair bulk cable features difficult to find 26 AWG conductors with foil, drain wire and braid shield as well as a flexible PVC jacket. Choose from 5, 12.5, 19, or 25 pairs in 100, 500 or 1,000 foot (30.5m, 152.4m & 304.8m) spools. Jacket color is light gray.

CSTP5-100	5 Pair 26 AWG Bulk Cable, 100ft (30.5m) Spool	82.77
CSTP5-500	5 Pair 26 AWG Bulk Cable, 500ft (152.4m) Spool	350.19
CSTP5-1000	5 Pair 26 AWG Bulk Cable, 1000ft (304.8m) Spool	682.71
CSTP12.5-100	12.5 Pair 26 AWG Bulk Cable, 100ft (30.5m) Spool	218.28
CSTP12.5-500	12.5 Pair 26 AWG Bulk Cable, 500ft (152.4m) Spool	986.94
CSTP12.5-1000	12.5 Pair 26 AWG Bulk Cable, 1000ft (304.8m) Spool	1807.58
CSTP19-100	19 Pair 26 AWG Bulk Cable, 100ft (30.5m) Spool	268.65
CSTP19-500	19 Pair 26 AWG Bulk Cable, 500ft (152.4m) Spool	1221.82
CSTP25-100	25 Pair 26 AWG Bulk Cable, 100ft (30.5m) Spool	370.76
CSTP25-500	25 Pair 26 AWG Bulk Cable, 500ft (152.4m) Spool	1750.91

Low Smoke Zero Halogen Data Cable - Double Shielded, 24 AWG Stranded Conductors

Low smoke zero halogen cable reduces the amount of toxic and corrosive gasses emitted during combustion. Typically used in poorly ventilated areas, low smoke zero halogen is becoming very popular with military contractors. Cable construction features 24 AWG stranded tinned copper conductors with high density polyethylene insulation, overall aluminum polyester foil shield with tinned copper braid and a 24 AWG drain wire. Cable jacket color is black. Choose from 9, 15, or 25 conductor cable and 100, 500, or 1,000 foot (30.5m, 152.4m & 304.8m) put ups. L-com will manufacture cable assemblies featuring low smoke zero halogen cable with modest minimum requirements.

CSLSZH09-100	9 Conductor 24 AWG LSZH Bulk Cable, 100ft (30.5m) Coil	125.65
CSLSZH09-500	9 Conductor 24 AWG LSZH Bulk Cable, 500ft (152.4m) Spool	616.43
CSLSZH09-1000	9 Conductor 24 AWG LSZH Bulk Cable, 1000ft (304.8m) Spool	1223.70
CSLSZH15-100	15 Conductor 24 AWG LSZH Bulk Cable, 100ft (30.5m) Coil	203.37
CSLSZH15-500	15 Conductor 24 AWG LSZH Bulk Cable, 500ft (152.4m) Spool	1076.99
CSLSZH15-1000	15 Conductor 24 AWG LSZH Bulk Cable, 1000ft (304.8m) Spool	1599.89
CSLSZH25-100	25 Conductor 24 AWG LSZH Bulk Cable, 100ft (30.5m) Coil	243.51
CSLSZH25-500	25 Conductor 24 AWG LSZH Bulk Cable, 500ft (152.4m) Spool	1346.21
CSLSZH25-1000	25 Conductor 24 AWG LSZH Bulk Cable, 1000ft (304.8m) Spool	2692.43

Heavy Duty Double Shielded Multiconductor Data Cable - 20 AWG Conductors, Foil + Braid Shield

Large gauge cable is now available for applications requiring higher current than typical data systems use. Features a dark gray UL2464 listed PVC jacket, aluminum mylar foil shield, tinned copper braid and 20 AWG stranded conductors. Available in 100, 500 or 1,000 foot (30.5m, 152.4m and 304.8m) spools.

CSCPMS09-100	9 Conductor 20 AWG Double Shielded Bulk Cable, 100ft (30.5m) Coil	272.64
CSCPMS09-500	9 Conductor 20 AWG Double Shielded Bulk Cable, 500ft (152.4m) Spool	1293.25
CSCPMS09-1000	9 Conductor 20 AWG Double Shielded Bulk Cable, 1000ft (304.8m) Spool	2352.56
CSCPMS15-100	15 Conductor 20 AWG Double Shielded Bulk Cable, 100ft (30.5m) Coil	419.44
CSCPMS15-500	15 Conductor 20 AWG Double Shielded Bulk Cable, 500ft (152.4m) Spool	2027.24
CSCPMS15-1000	15 Conductor 20 AWG Double Shielded Bulk Cable, 1000ft (304.8m) Spool	3696.87
CSCPMS25-100	25 Conductor 20 AWG Double Shielded Bulk Cable, 100ft (30.5m) Coil	705.76
CSCPMS25-500	25 Conductor 20 AWG Double Shielded Bulk Cable, 500ft (152.4m) Spool	3495.22

Multiconductor

CS4-100
• 4 Conductors



CS9-100
• 9 Conductors



CS25-100
• 25 Conductors



Bulk Twisted Pair

CSTP5-100
• 5 Pair



CSTP12.5-100
• 12.5 Pair



CSTP19-100
• 19 Pair



Low Smoke Zero Halogen

CSLSZH09-100
• 9 Conductors



CSLSZH25-100
• 25 Conductors



PVC Large Gauge

CSCPMS09-100
• 9 Conductors



CSCPMS15-100
• 15 Conductors



CSCPMS25-100
• 25 Conductors





USB CONNECTORS

What is USB?

Universal Serial Bus is a high speed connectivity standard enabling simple plug and play connections to devices such as printers, digital cameras, camcorders, keyboards and mice. The standard is supported by many leading suppliers of computers and peripherals. An attractive advantage of USB is that the devices are hot pluggable meaning a live connection/disconnection without data loss or interruption. Currently there are three relevant revisions of USB, 2.0, 3.0, and 3.1. USB 3.0 is an emerging standard that allows

large amounts of data or video to be transferred up to 10 times faster than USB 2.0. However, USB 2.0 is still much more common in the marketplace and is expected to remain relevant for applications that do not require large amounts of data to be moved. It is important to note that in order to take advantage of the increased bandwidth USB 3.0 provides all components must be 3.0 compliant - host, cables and peripherals. Otherwise the bandwidth will perform to the lowest rated component. USB 3.1 utilizes the

type C connector, which is only backwards compatible through the use of an 3.0 adapter or cable that also uses a type C connector. USB 3.1 cables utilize a type C connector on each end.

Applications

Initially USB products were used mainly to link computers and their associated peripherals. Today USB is used in nearly every market including communications, entertainment, medical and automotive.

USB Connectors

The USB specification requires a host system to be equipped with an A type jack. The B / mini B type jack is typically found on peripheral devices requiring detachable cables. Therefore, detachable USB cables are configured as an A to B / mini B male combination which prevents improper bus configurations and topology miswiring. USB 3.1 cables work differently. Both sides utilize the type C connector, the cable will work regardless of which way it is plugged in.


For a complete listing of USB Connectors, see the Connector Chart on the inside back cover of this catalog or online at L-com.com/ConnectorChart



USB 2.0 Cable Construction




USB 3.0 Cable Construction



USB 3.0 adds two shielded data pairs to the USB 2.0 cable specifications. This addition allows for the faster performance in downloading data or video. Similar concept to changing a 2 lane highway to a 6 lane highway - much more traffic can pass through.

USB 3.1 Cable Construction



USB 3.1 cable utilizes 8 mini coax lines and 1 shielded twisted pair for data transfer. One large power conductor along with smaller ground and configurators complete this more sophisticated, high speed cable. Please note that this is an emerging technology and this specification is subject to change.

Item #	Description	Color	1-9	10-24	25-99	100+
--------	-------------	-------	-----	-------	-------	------

USB 3.1 Gen 2 Type C Male to Type C Male Cable Assemblies

L-com's USB cables feature simple "plug & play" connections to hand held devices and other situations where a USB 3.1 Gen 2 Type C to USB 3.1 Type C connection is required. Twisted pair data lines help reduce crosstalk and allow for maximum cable flexibility.

U1A00002-03M	USB 3.1 Type C Gen 2 M/M 10 Gbps 0.3m	Black	20.53	18.89	17.25	CALL
U1A00002-05M	USB 3.1 Type C Gen 2 M/M 10 Gbps 0.5m	Black	21.21	19.51	17.82	CALL
U1A00002-1M	USB 3.1 Type C Gen 2 M/M 10 Gbps 1.0m	Black	22.25	20.47	18.69	CALL
U1A00003-03M	USB 3.1 LSZH Type C Gen 2 M/M 10 Gbps 0.3m	Black	34.00	31.28	28.56	CALL
U1A00003-05M	USB 3.1 LSZH Type C Gen 2 M/M 10 Gbps 0.5m	Black	35.35	32.52	29.69	CALL
U1A00003-1M	USB 3.1 LSZH Type C Gen 2 M/M 10 Gbps 1.0m	Black	37.55	34.55	31.54	CALL

USB 3.0 Cable Assemblies

USB 3.0 cables are up to 10 times faster than USB 2.0 - 4.8 Gbps versus 480 Mbps. The increased bandwidth substantially reduces the time required for transferring large amounts of data or video. For example, an HD movie that would require 14 minutes to download with USB 2.0 devices and cables would take approximately 70 seconds using USB 3.0 equipment.

USB 3.0 Cables - Type A to Type A Connectors

CAU3AA-03M	USB 3.0 Cable, Type A/A, 0.3m	Blue	11.88	10.93	9.98	CALL
CAU3AA-05M	USB 3.0 Cable, Type A/A, 0.5m	Blue	12.21	11.23	10.26	CALL
CAU3AA-075M	USB 3.0 Cable, Type A/A, 0.75m	Blue	12.70	11.68	10.67	CALL
CAU3AA-1M	USB 3.0 Cable, Type A/A, 1.0m	Blue	13.06	12.02	10.97	CALL
CAU3AA-2M	USB 3.0 Cable, Type A/A, 2.0m	Blue	14.75	13.57	12.39	CALL

USB 3.0 Cables - Type A to Type B Connectors

CAU3AB-03M	USB 3.0 Cable, Type A/B, 0.3m	Blue	19.77	18.19	16.61	CALL
CAU3AB-05M	USB 3.0 Cable, Type A/B, 0.5m	Blue	20.29	18.67	17.04	CALL
CAU3AB-1M	USB 3.0 Cable, Type A/B, 1.0m	Blue	19.93	18.34	16.74	CALL
CAU3AB-3M	USB 3.0 Cable, Type A/B, 3.0m	Blue	22.06	20.30	18.53	CALL

USB 3.0 Compliant Cables - Type A to Micro B Connectors

CAU3AMICB-03M	USB 3.0 Cable, Type A/Micro B, 0.3m	Blue	13.88	12.77	11.66	CALL
CAU3AMICB-05M	USB 3.0 Cable, Type A/Micro B, 0.5m	Blue	14.20	13.06	11.93	CALL
CAU3AMICB-075M	USB 3.0 Cable, Type A/Micro B, 0.75m	Blue	14.63	13.46	12.29	CALL
CAU3AMICB-2M	USB 3.0 Cable, Type A/Micro B, 2.0m	Blue	16.75	15.41	14.07	CALL
CAU3AMICB-3M	USB 3.0 Cable, Type A/Micro B, 3.0m	Blue	18.47	16.99	15.51	CALL

USB 3.0 Compliant Extension Cables - Type A Male to Female Connectors

CAU3AX-03M	USB 3.0 Extension Cable, Type A Male/Female, 0.3m	Blue	15.90	14.63	13.36	CALL
CAU3AX-05M	USB 3.0 Extension Cable, Type A Male/Female, 0.5m	Blue	19.46	17.90	16.35	CALL
CAU3AX-075M	USB 3.0 Extension Cable, Type A Male/Female, 0.75m	Blue	20.43	18.80	17.16	CALL
CAU3AX-1M	USB 3.0 Extension Cable, Type A Male/Female, 1.0m	Blue	21.23	19.53	17.83	CALL
CAU3AX-3M	USB 3.0 Extension Cable, Type A Male/Female, 3.0m	Blue	23.07	21.22	19.38	CALL

USB 3.0 Cable Assemblies

L-com's USB Type-C Cable Assemblies provide a quick and easy way to connect older peripheral devices to a new computer, or to connect new peripherals that use a USB Type-C connector to an older computer system. Our USB Type-C cable assemblies feature simple "plug & play" connections to hand held devices and other devices that utilize USB Type C ports. Twisted pair data lines help reduce crosstalk and allow for maximum cable flexibility.

USB 3.0 Type C Male to Type A Female Connectors

CAU31CAF-03M	USB 3.0 Cable, Type C Male to Type A Female, 0.3m	Black	25.60	24.06	22.53	CALL
CAU31CAF-05M	USB 3.0 Cable, Type C Male to Type A Female, 0.5m	Black	26.06	24.50	22.93	CALL
CAU31CAF-1M	USB 3.0 Cable, Type C Male to Type A Female, 1.0m	Black	27.03	25.41	23.79	CALL
CAU31CAF-2M	USB 3.0 Cable, Type C Male to Type A Female, 2.0m	Black	28.66	26.94	25.22	CALL
CAU31CAF-3F	USB 3.0 Cable, Type C Male to Type A Female, 3.0f	Black	22.04	20.72	19.40	CALL
CAU31CAF-3M	USB 3.0 Cable, Type C Male to Type A Female, 3.0m	Black	30.34	28.52	26.70	CALL

USB 3.0 Type C Female to Type A Male Connectors


CAU31CFA-03M	USB 3.0 Cable, Type C Female to Type A Male, 0.3m	Black	22.08	20.76	19.43	CALL
CAU31CFA-05M	USB 3.0 Cable, Type C Female to Type A Male, 0.5m	Black	22.62	21.26	19.91	CALL
CAU31CFA-1M	USB 3.0 Cable, Type C Female to Type A Male, 1.0m	Black	23.61	22.19	20.78	CALL
CAU31CFA-2M	USB 3.0 Cable, Type C Female to Type A Male, 2.0m	Black	25.47	23.94	22.41	CALL
CAU31CFA-3F	USB 3.0 Cable, Type C Female to Type A Male, 3.0f	Black	18.45	17.34	16.24	CALL
CAU31CFA-3M	USB 3.0 Cable, Type C Female to Type A Male, 3.0m	Black	26.32	24.74	23.16	CALL

USB 3.1 Adapter, Dongles and Hubs

USB 3.1 Adapter, Dongles and Hubs solutions for cable interface solutions. No need to buy new expensive peripherals when you can use L-com's USB 3.1 adapter, hub or dongle interface to connect newer and legacy technology products together. Available in multiple interfaces including other USB configurations, DisplayPort, HDMI and VGA.

USBCDPMF	USB 3.1 Type C to Displayport Dongle	White	18.97	18.40	17.83	CALL
USBCVGAMF	USB 3.1 Type C to VGA Dongle	White	29.11	28.24	27.36	CALL
USBHUBGAMF	USB 3.1 VGA HUB Adapter	White	44.50	43.16	41.83	CALL
USBCDMMMF	USB 3.1 HDMI Dongle	White	34.75	33.71	32.66	CALL





U3A00107-M

CAU31CC-M

CAU31CA-M

CAU31CB-M

CAU31CMICB-M

CGU2AB-03M

Item #	Description	Color	1-9	10-24	25-99	100+
--------	-------------	-------	-----	-------	-------	------

USB 3.0 Type A to Micro B with Thumbscrews Active Optical Cable

USB 3.0 Active Optical Cable is compliant with SuperSpeed USB electrical specifications providing a seamless plug and play experience. USB 3.0 cables are up to 10 times faster than USB 2.0 - 4.8 Gbps versus 480 Mbps. The increased bandwidth substantially reduces the time required for transferring large amounts of data or video. With the enhancement of fiber cable the signal can be extended up to 20M, providing a 900mA/5V to device, with minimal signal noise interference.

U3A00107-10M	USB 3.0 Type A to Micro B w/ Thumbscrews, AOC, 10.0m	Black	804.95	756.65	708.36	CALL
U3A00107-20M	USB 3.0 Type A to Micro B w/ Thumbscrews, AOC, 20.0m	Black	857.05	805.63	754.20	CALL

USB 3.0 Cable Assemblies

The type C connector provides a compact, easy to use interface that is quickly spreading across the electronics market. We offer not only the newest Type C to Type C assemblies for cutting edge equipment, but also type C to traditional 3.0 USB connectors.

USB 3.0 Type C to Type C Cable Assemblies

CAU31CC-03M	USB 3.0 Cable, Type C/C, 0.3m	Black	25.67	24.13	22.59	CALL
CAU31CC-05M	USB 3.0 Cable, Type C/C, 0.5m	Black	26.06	24.50	22.93	CALL
CAU31CC-1M	USB 3.0 Cable, Type C/C, 1.0m	Black	27.38	25.74	24.09	CALL
CAU31CC-2M	USB 3.0 Cable, Type C/C, 2.0m	Black	29.85	28.06	26.27	CALL
CAU31CC-3M	USB 3.0 Cable, Type C/C, 3.0m	Black	32.42	30.47	28.53	CALL
CAU31CC-5M	USB 3.0 Cable, Type C/C, 5.0m	Black	37.74	35.48	33.21	CALL

USB 3.0 Type A to Type C Cable Assemblies

CAU31CA-03M	USB 3.0 Cable, Type A/C, 0.3m	Black	15.25	14.33	13.42	CALL
CAU31CA-05M	USB 3.0 Cable, Type A/C, 0.5m	Black	15.67	14.73	13.79	CALL
CAU31CA-1M	USB 3.0 Cable, Type A/C, 1.0m	Black	16.77	15.76	14.76	CALL
CAU31CA-2M	USB 3.0 Cable, Type A/C, 2.0m	Black	18.92	17.78	16.65	CALL
CAU31CA-3M	USB 3.0 Cable, Type A/C, 3.0m	Black	21.14	19.87	18.60	CALL
CAU31CA-5M	USB 3.0 Cable, Type A/C, 5.0m	Black	26.52	24.93	23.34	CALL

USB 3.0 Type C to Type B Cable Assemblies

CAU31CB-03M	USB 3.0 Cable, Type C/B, 0.3m	Black	22.03	20.71	19.39	CALL
CAU31CB-05M	USB 3.0 Cable, Type C/B, 0.5m	Black	19.58	18.41	17.23	CALL
CAU31CB-1M	USB 3.0 Cable, Type C/B, 1.0m	Black	25.65	24.11	22.57	CALL
CAU31CB-2M	USB 3.0 Cable, Type C/B, 2.0m	Black	27.38	25.74	24.09	CALL
CAU31CB-3M	USB 3.0 Cable, Type C/B, 3.0m	Black	21.14	19.87	18.60	CALL
CAU31CB-5M	USB 3.0 Cable, Type C/B, 5.0m	Black	33.14	31.15	29.16	CALL

USB 3.0 Type C to Type Micro B Cable Assemblies

CAU31CMICB-03M	USB 3.0 Cable, Type C/Micro B, 0.3m	Black	24.26	22.80	21.35	CALL
CAU31CMICB-05M	USB 3.0 Cable, Type C/Micro B, 0.5m	Black	19.58	18.41	17.23	CALL
CAU31CMICB-1M	USB 3.0 Cable, Type C/Micro B, 1.0m	Black	26.16	24.59	23.02	CALL
CAU31CMICB-2M	USB 3.0 Cable Type C/Micro B, 2.0m	Black	27.89	26.22	24.54	CALL
CAU31CMICB-3M	USB 3.0 Cable Type C/Micro B, 3.0m	Black	26.91	25.30	23.68	CALL
CAU31CMICB-5M	USB 3.0 Cable Type C/Micro B, 5.0m	Black	32.45	30.50	28.56	CALL

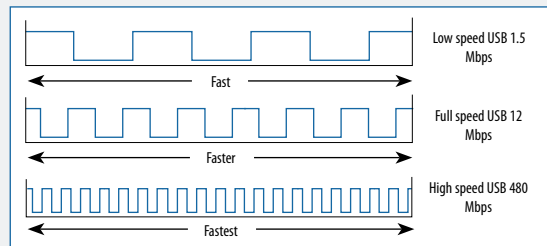
Economy USB 2.0 Type A to Type B Cable Assemblies

L-com's Economy USB cables contain 28AWG power conductors and gold flash connectors. These cables are perfect for economically tight projects and competitive bids.

CGU2AB-03M	Economy USB Cable, Type A Male/Type B Male, 0.3m	Gray	4.46	4.10	3.75	CALL
CGU2AB-05M	Economy USB Cable, Type A Male/Type B Male, 0.5m	Gray	5.58	5.13	4.69	CALL
CGU2AB-1M	Economy USB Cable, Type A Male/Type B Male, 1.0m	Gray	4.89	4.50	4.11	CALL
CGU2AB-3M	Economy USB Cable, Type A Male/Type B Male, 3.0m	Gray	6.96	6.40	5.85	CALL
CGU2AB-5M	Economy USB Cable, Type A Male/Type B Male, 5.0m	Gray	8.66	7.97	7.27	CALL

Tip *USB supports three different speeds:*

- Low-speed devices operate at 1.5 Mbps (megabits per second). Examples include keyboards, mice and serial interfaces such as RS232. USB version 1.0 and 1.1 compliant devices provide enough bandwidth for these applications.
- Full-speed devices operate at 12 Mbps. Examples include web-cams and printers. Typically, USB versions 1.0 and 1.1 will provide enough bandwidth to meet these requirements.
- High-speed devices operate at 480 Mbps. These devices include external CD-ROM, DVD drives and USB to Ethernet applications. USB version 2.0 is the preferred version for these types of applications.



USB 2.0, or high speed USB, is backward compatible with USB versions 1.0 and 1.1. USB 2.0 supports low-bandwidth devices such as keyboards and mice, as well as high-bandwidth devices including webcams, scanners, printers and storage devices.

Item #	Description	Color	1-9	10-24	25-99	100+
--------	-------------	-------	-----	-------	-------	------

Premium USB 2.0 Cables - Type A to Type A Con., PVC Jacket, 30µ (0.762µm) Gold, 20 AWG Power Leads

Premium USB 2.0 cables contain 20 AWG power wires for maximum power transfer.

CSMUAA-03M	Premium USB Cable, Type A/A, 0.3m	Lt. Gray	8.88	8.17	7.46	CALL
CSMUAA-05M	Premium USB Cable, Type A/A, 0.5m	Lt. Gray	9.02	8.30	7.58	CALL
CSMUAA-1M	Premium USB Cable, Type A/A, 1.0m	Lt. Gray	9.59	8.82	8.06	CALL
CSMUAA-2M	Premium USB Cable, Type A/A, 2.0m	Lt. Gray	10.62	9.77	8.92	CALL
CSMUAA-4M	Premium USB Cable, Type A/A, 4.0m	Lt. Gray	13.43	12.36	11.28	CALL
CSMUAA-5M	Premium USB Cable, Type A/A, 5.0m	Lt. Gray	13.99	12.87	11.75	CALL

Premium USB 2.0 Cables - Type A to Type B Con., PVC Jacket, 30µ (0.762µm) Gold, 20 AWG Power Leads

CSMUAB-03M	Premium USB Cable, Type A/B, 0.3m	Lt. Gray	8.28	7.62	6.96	CALL
CSMUAB-075M	Premium USB Cable, Type A/B, 0.75m	Lt. Gray	8.91	8.20	7.48	CALL
CSMUAB-1M	Premium USB Cable, Type A/B, 1.0m	Lt. Gray	8.87	8.16	7.45	CALL
CSMUAB-2M	Premium USB Cable, Type A/B, 2.0m	Lt. Gray	10.06	9.26	8.45	CALL
CSMUAB-3M	Premium USB Cable, Type A/B, 3.0m	Lt. Gray	11.25	10.35	9.45	CALL
CSMUAB-4M	Premium USB Cable, Type A/B, 4.0m	Lt. Gray	12.56	11.56	10.55	CALL
CSMUAB-5M	Premium USB Cable, Type A/B, 5.0m	Lt. Gray	13.49	12.41	11.33	CALL

Premium USB 2.0 Ext. Cables - Type A Male to Female, PVC Jacket, 30µ (0.762µm) Gold, 20 AWG Power Leads

CSMUAX-05M	Premium USB Extension Cable, Type A Male/Female, 0.5m	Lt. Gray	8.54	8.20	7.86	CALL
CSMUAX-1M	Premium USB Extension Cable, Type A Male/Female, 1.0m	Lt. Gray	8.93	8.57	8.22	CALL
CSMUAX-2M	Premium USB Extension Cable, Type A Male/Female, 2.0m	Lt. Gray	10.15	9.74	9.34	CALL
CSMUAX-3M	Premium USB Extension Cable, Type A Male/Female, 3.0m	Lt. Gray	11.19	10.74	10.29	CALL

Deluxe USB 2.0 Cables - Type A to A or A to B Connectors, 30µ (0.762µm) Gold, 26 AWG Power Leads

L-com's standard USB cable offering, the ECUSB series, provides high performance at competitive prices. These quality constructed cables feature USB 2.0 Compliant 26 AWG power leads and are finished in an attractive medium gray color.

ECUSBA-05M	Deluxe USB Cable, Type A/A, 0.5m	Gray	5.56	5.00	4.45	CALL
ECUSBA-1M	Deluxe USB Cable, Type A/A, 1.0m	Gray	6.16	5.54	4.93	CALL
ECUSBA-2M	Deluxe USB Cable, Type A/A, 2.0m	Gray	7.71	6.94	6.17	CALL
ECUSBA-3M	Deluxe USB Cable, Type A/A, 3.0m	Gray	9.59	8.63	7.67	CALL
ECUSBA-4M	Deluxe USB Cable, Type A/A, 4.0m	Gray	11.35	10.21	9.08	CALL
ECUSBA-5M	Deluxe USB Cable, Type A/A, 5.0m	Gray	11.93	10.74	9.54	CALL

ECUSBA-05M	Deluxe USB Cable, Type A/B, 0.5m	Gray	5.75	5.17	4.60	CALL
ECUSBA-075M	Deluxe USB Cable, Type A/B, 0.75m	Gray	6.65	5.99	5.32	CALL
ECUSBA-1M	Deluxe USB Cable, Type A/B, 1.0m	Gray	5.66	5.09	4.53	CALL
ECUSBA-2M	Deluxe USB Cable, Type A/B, 2.0m	Gray	7.44	6.70	5.95	CALL
ECUSBA-3M	Deluxe USB Cable, Type A/B, 3.0m	Gray	9.70	8.73	7.76	CALL
ECUSBA-5M	Deluxe USB Cable, Type A/B, 5.0m	Gray	13.24	11.92	10.59	CALL

Deluxe USB Extension Cables - Type A Male to Female, 30 Microinches Gold, 26 AWG Power Leads

ECUSBA-03M	Deluxe USB Extension Cable, Type A Male/Female, 0.3m	Gray	7.02	6.74	6.46	CALL
ECUSBA-05M	Deluxe USB Extension Cable, Type A Male/Female, 0.5m	Gray	8.65	8.30	7.96	CALL
ECUSBA-075M	Deluxe USB Extension Cable, Type A Male/Female, 0.75m	Gray	9.16	8.79	8.43	CALL
ECUSBA-1M	Deluxe USB Extension Cable, Type A Male/Female, 1.0m	Gray	8.70	8.35	8.00	CALL
ECUSBA-2M	Deluxe USB Extension Cable, Type A Male/Female, 2.0m	Gray	11.40	10.94	10.49	CALL
ECUSBA-3M	Deluxe USB Extension Cable, Type A Male/Female, 3.0m	Gray	11.98	11.50	11.02	CALL

Premium USB 2.0 Cables - Type A to A or A to B Connectors, Clear Jacket and Mold

These sharp looking cables highlight L-com's high quality standards when "looking under the hood". A metal shielding under the mold and high coverage braid shield can protect your data even in the noisiest electrical environments. These cables use the same design as the popular CSMUAB series featuring 20 AWG power conductors enabling maximum power transfer from host to peripheral.

CSMUCLRAA-03M	Premium USB Cable, Type A/A, 0.3m	Clear	9.71	8.93	8.16	CALL
CSMUCLRAA-05M	Premium USB Cable, Type A/A, 0.5m	Clear	10.57	9.72	8.88	CALL
CSMUCLRAA-1M	Premium USB Cable, Type A/A, 1.0m	Clear	11.94	10.98	10.03	CALL
CSMUCLRAA-2M	Premium USB Cable, Type A/A, 2.0m	Clear	15.07	13.86	12.66	CALL
CSMUCLRAA-3M	Premium USB Cable, Type A/A, 3.0m	Clear	14.05	12.93	11.80	CALL
CSMUCLRAA-5M	Premium USB Cable, Type A/A, 5.0m	Clear	19.70	18.12	16.55	CALL

CSMUCLRAB-03M	Premium USB Cable, Type A/B, 0.3m	Clear	8.69	7.99	7.30	CALL
CSMUCLRAB-05M	Premium USB Cable, Type A/B, 0.5m	Clear	9.94	9.14	8.35	CALL
CSMUCLRAB-1M	Premium USB Cable, Type A/B, 1.0m	Clear	12.20	11.22	10.25	CALL
CSMUCLRAB-2M	Premium USB Cable, Type A/B, 2.0m	Clear	13.37	12.30	11.23	CALL
CSMUCLRAB-3M	Premium USB Cable, Type A/B, 3.0m	Clear	15.77	14.51	13.25	CALL
CSMUCLRAB-5M	Premium USB Cable, Type A/B, 5.0m	Clear	21.02	19.34	17.66	CALL

Premium USB 2.0 Cables - Type A to A or A to B Connectors, 30µ (0.762µm) Gold, 24 AWG Power Leads

CAUBLKAA-03M	Premium USB Cable, Type A/A, 0.3m	Black	6.31	5.81	5.30	CALL
CAUBLKAA-05M	Premium USB Cable, Type A/A, 0.5m	Black	6.54	6.02	5.49	CALL
CAUBLKAA-1M	Premium USB Cable, Type A/A, 1.0m	Black	7.05	6.49	5.92	CALL
CAUBLKAA-3M	Premium USB Cable, Type A/A, 3.0m	Black	10.05	9.25	8.44	CALL
CAUBLKAA-5M	Premium USB Cable, Type A/A, 5.0m	Black	11.75	10.81	9.87	CALL

CAUBLKAB-03M	Premium USB Cable, Type A/B, 0.3m	Black	6.36	5.85	5.34	CALL
CAUBLKAB-05M	Premium USB Cable, Type A/B, 0.5m	Black	6.02	5.54	5.06	CALL
CAUBLKAB-1M	Premium USB Cable, Type A/B, 1.0m	Black	6.54	6.02	5.49	CALL
CAUBLKAB-3M	Premium USB Cable, Type A/B, 3.0m	Black	8.61	7.92	7.23	CALL
CAUBLKAB-5M	Premium USB Cable, Type A/B, 5.0m	Black	11.21	10.31	9.42	CALL



CSMUAB-M



ECUSBAB-M



ECUSBAX




CSMUCLRAA-M



CSMUCLRAB-M



CAUBLKAB-M



U2A00001

U2A00002

U2A00003

U3A00009

U3A00010

U3A00089



CSMUAXMT-2M



COILMB5EXT-2M

Item #	Description	Color	1-9	10-24	25-99	100+
--------	-------------	-------	-----	-------	-------	------

USB Cables with Ferrites

Highest quality USB cables allow for transfer rates up to USB 2.0 480 Mbps or USB 3.0 5Gbps. These cables allow for simple "plug & play" connections for devices such as printers, keyboards/mice, digital cameras and other USB peripherals. Twisted pair data lines help reduce crosstalk while 24 AWG power conductors enable maximum power transfer from host to peripheral. The addition of ferrites to the end of the cable helps to suppress any further high frequency noise.

USB 2.0 Cables A to A Male with Ferrites

U2A00001-05M	USB 2.0 Type A/A Male with Dual Ferrites, 0.5m	Black	4.80	4.42	4.03	CALL
U2A00001-1M	USB 2.0 Type A/A Male with Dual Ferrites, 1.0m	Black	5.32	4.89	4.47	CALL
U2A00001-2M	USB 2.0 Type A/A Male with Dual Ferrites, 2.0m	Black	6.20	5.70	5.21	CALL
U2A00001-3M	USB 2.0 Type A/A Male with Dual Ferrites, 3.0m	Black	7.14	6.57	6.00	CALL
U2A00001-5M	USB 2.0 Type A/A Male with Dual Ferrites, 5.0m	Black	8.81	8.11	7.40	CALL

USB 2.0 Cables A to B Male with Ferrites

U2A00002-05M	USB 2.0 Type A/B Male with Dual Ferrites, 0.5m	Black	5.01	4.61	4.21	CALL
U2A00002-1M	USB 2.0 Type A/B Male with Dual Ferrites, 1.0m	Black	5.48	5.04	4.60	CALL
U2A00002-2M	USB 2.0 Type A/B Male with Dual Ferrites, 2.0m	Black	6.36	5.85	5.34	CALL
U2A00002-3M	USB 2.0 Type A/B Male with Dual Ferrites, 3.0m	Black	7.30	6.72	6.13	CALL
U2A00002-5M	USB 2.0 Type A/B Male with Dual Ferrites, 5.0m	Black	8.97	8.25	7.53	CALL

USB 2.0 Cables A to Micro B Male with Ferrites

U2A00003-05M	USB 2.0 Type A/Micro B Male with Dual Ferrites, 0.5m	Black	6.05	5.57	5.08	CALL
U2A00003-1M	USB 2.0 Type A/Micro B Male with Dual Ferrites, 1.0m	Black	6.78	6.24	5.70	CALL
U2A00003-2M	USB 2.0 Type A/Micro B Male with Dual Ferrites, 2.0m	Black	7.40	6.81	6.22	CALL
U2A00003-3M	USB 2.0 Type A/Micro B Male with Dual Ferrites, 3.0m	Black	8.34	7.67	7.01	CALL
U2A00003-5M	USB 2.0 Type A/Micro B Male with Dual Ferrites, 5.0m	Black	10.01	9.21	8.41	CALL

USB 3.0 Cables A to A Male with Ferrites

U3A00008-05M	USB 3.0 Type A/A Male with Dual Ferrites, 0.5m	Blue	9.54	8.78	8.01	CALL
U3A00008-1M	USB 3.0 Type A/A Male with Dual Ferrites, 1.0m	Blue	10.22	9.40	8.58	CALL

USB 3.0 Cables A to B Male with Ferrites

U3A00009-05M	USB 3.0 Type A/B Male with Dual Ferrites, 0.5m	Blue	11.62	10.69	9.76	CALL
U3A00009-1M	USB 3.0 Type A/B Male with Dual Ferrites, 1.0m	Blue	12.25	11.27	10.29	CALL
U3A00009-105M	USB 3.0 Type A/B Male with Dual Ferrites, 1.5m	Blue	12.82	11.79	10.77	CALL

USB 3.0 Cables A to Micro B Male with Ferrites

U3A00010-05M	USB 3.0 Type A/Micro B Male with Dual Ferrites, 0.5m	Blue	10.58	9.73	8.89	CALL
U3A00010-075M	USB 3.0 Type A/Micro B Male with Dual Ferrites, 0.75m	Blue	10.89	10.02	9.15	CALL

USB 3.0 Cables A to C Male with Ferrites

U3A00011-05M	USB 3.0 Type A/C Male with Dual Ferrites, 0.5m	Black	16.47	15.48	14.49	CALL
U3A00011-1M	USB 3.0 Type A/C Male with Dual Ferrites, 1.0m	Black	16.99	15.97	14.95	CALL

USB 3.0 LSZH Cables A to A Male with Ferrites

U3A00093-2M	USB 3.0 Type A/A Male with Dual Ferrites, 2.0m	Black	17.30	15.92	14.53	CALL
-------------	--	-------	-------	-------	-------	------

USB 3.0 LSZH Cables A to B Male with Ferrites

U3A00089-2M	USB 3.0 Type A/B Male with Dual Ferrites, 2.0m	Black	20.01	18.41	16.81	CALL
-------------	--	-------	-------	-------	-------	------

Mountable USB Extension Cable - Type A Male to Type A Female Connectors, 30 Microinches Gold

Featuring a USB Type A plug for the PC connection and a unique USB Type A jack, the user can mount this jack to any surface with either screws or double sided foam tape (both are provided). Fully shielded and USB 2.0 compliant, this cable contains two 20 AWG power conductors plus one 28 AWG twisted pair for the data lines and rugged molded backshells. Cable length is 2 meters (6.6 feet).

CSMUAXMT-2M	Premium USB Type A Male/Female Mounting Extension Cable, 2.0m	Lt. Gray	14.01	12.89	11.77	CALL
-------------	---	----------	-------	-------	-------	------

Variable Length USB Coil Cable - Mini B 5 Position Male to Female

This innovative USB coil cable from L-com features a retracted length 0.5 meters and an expanded length of two meters and can be used with GPS systems as well as cameras and other peripherals using the USB Mini B5 interface. All 5 mini B positions are connected to insure proper functionality in every application. The tough, durable polyurethane jacket enhances recoil memory and 30 microinch (0.762µm) gold plated contacts provide reliable connections with repeated mating cycles.

COILMB5EXT-2M	USB Coil Cable, Mini B 5 Position Male/Female, 0.5m to 2.0m	Black	17.26	15.88	14.50	CALL
---------------	---	-------	-------	-------	-------	------

Item #	Description	Color	1-9	10-24	25-99	100+
--------	-------------	-------	-----	-------	-------	------

USB 3.0 Angled Cable Assemblies

USB 3.0 Type A straight male to right exit A male cable. L-com's Angled USB 3.0 Cable Assemblies are perfect for high speed data transfer in tight spaces. These cables utilize a straight type A connector on one end, and a right exit angled type A connector on the other. Custom lengths available.

USB 3.0 Type A to A Right Angle Cable

CA3A-90RA-03M	USB 3.0 Type A Male Straight to Right Angle Type A Male, 0.3m	Blue	20.31	19.09	17.87	CALL
CA3A-90RA-05M	USB 3.0 Type A Male Straight to Right Angle Type A Male, 0.5m	Blue	20.67	19.43	18.19	CALL
CA3A-90RA-1M	USB 3.0 Type A Male Straight to Right Angle Type A Male, 1.0m	Blue	20.07	18.87	17.66	CALL
CA3A-90RA-2M	USB 3.0 Type A Male Straight to Right Angle Type A Male, 2.0m	Blue	23.52	22.11	20.70	CALL
CA3A-90RA-3M	USB 3.0 Type A Male Straight to Right Angle Type A Male, 3.0m	Blue	25.35	23.83	22.31	CALL

USB 3.0 Type A to A Left Angle Cable

CA3A-90LA-03M	USB 3.0 Type A Male Straight to Left Angle Type A Male, 0.3m	Blue	18.24	17.15	16.05	CALL
CA3A-90LA-05M	USB 3.0 Type A Male Straight to Left Angle Type A Male, 0.5m	Blue	20.67	19.43	18.19	CALL
CA3A-90LA-1M	USB 3.0 Type A Male Straight to Left Angle Type A Male, 1.0m	Blue	20.07	18.87	17.66	CALL
CA3A-90LA-2M	USB 3.0 Type A Male Straight to Left Angle Type A Male, 2.0m	Blue	22.40	21.06	19.71	CALL
CA3A-90LA-3M	USB 3.0 Type A Male Straight to Left Angle Type A Male, 3.0m	Blue	25.35	23.83	22.31	CALL

USB 3.0 Type A to Micro B Right Angle Cable

CA3A-90RMICB-03M	USB 3.0 Type A Male Straight to Micro B Right Angle, 0.3m	Blue	19.23	18.08	16.92	CALL
CA3A-90RMICB-05M	USB 3.0 Type A Male Straight to Micro B Right Angle, 0.5m	Blue	19.64	18.46	17.28	CALL
CA3A-90RMICB-1M	USB 3.0 Type A Male Straight to Micro B Right Angle, 1.0m	Blue	20.43	19.20	17.98	CALL
CA3A-90RMICB-2M	USB 3.0 Type A Male Straight to Micro B Right Angle, 2.0m	Blue	19.39	18.23	17.06	CALL
CA3A-90RMICB-3M	USB 3.0 Type A Male Straight to Micro B Right Angle, 3.0m	Blue	23.61	22.19	20.78	CALL

USB 3.0 Type A to Micro B Left Angle Cable

CA3A-90LMICB-03M	USB 3.0 Type A Male Straight to Micro B Left Angle, 0.3m	Blue	16.16	15.19	14.22	CALL
CA3A-90LMICB-05M	USB 3.0 Type A Male Straight to Micro B Left Angle, 0.5m	Blue	19.64	18.46	17.28	CALL
CA3A-90LMICB-1M	USB 3.0 Type A Male Straight to Micro B Left Angle, 1.0m	Blue	20.43	19.20	17.98	CALL
CA3A-90LMICB-2M	USB 3.0 Type A Male Straight to Micro B Left Angle, 2.0m	Blue	22.02	20.70	19.38	CALL
CA3A-90LMICB-3M	USB 3.0 Type A Male Straight to Micro B Left Angle, 3.0m	Blue	23.61	22.19	20.78	CALL

USB 3.0 Type A to B Right Angle Cable

CA3A-90RB-03M	USB 3.0 Type A Male Straight to B Right Angle, 0.3m	Blue	20.11	18.50	16.89	CALL
CA3A-90RB-05M	USB 3.0 Type A Male Straight to B Right Angle, 0.5m	Blue	19.00	17.48	15.96	CALL
CA3A-90RB-1M	USB 3.0 Type A Male Straight to B Right Angle, 1.0m	Blue	21.43	19.72	18.00	CALL
CA3A-90RB-2M	USB 3.0 Type A Male Straight to B Right Angle, 2.0m	Blue	22.40	20.61	18.82	CALL
CA3A-90RB-3M	USB 3.0 Type A Male Straight to B Right Angle, 3.0m	Blue	24.84	22.85	20.87	CALL

USB 3.0 Type A to B Left Angle Cable

CA3A-90LB-03M	USB 3.0 Type A Male Straight to B Left Angle, 0.3m	Blue	20.11	18.50	16.89	CALL
CA3A-90LB-05M	USB 3.0 Type A Male Straight to B Left Angle, 0.5m	Blue	20.46	18.82	17.19	CALL
CA3A-90LB-1M	USB 3.0 Type A Male Straight to B Left Angle, 1.0m	Blue	21.43	19.72	18.00	CALL
CA3A-90LB-2M	USB 3.0 Type A Male Straight to B Left Angle, 2.0m	Blue	23.16	21.31	19.45	CALL
CA3A-90LB-3M	USB 3.0 Type A Male Straight to B Left Angle, 3.0m	Blue	24.84	22.85	20.87	CALL

USB 3.0 Type A Female to A Down Angle Cable

U3A00055-03M	USB 3.0 Female to Male Type A Right Angle Down Exit, 0.3m	Blue	11.62	10.69	9.76	CALL
U3A00055-05M	USB 3.0 Female to Male Type A Right Angle Down Exit, 0.5m	Blue	11.83	10.88	9.94	CALL
U3A00055-075M	USB 3.0 Female to Male Type A Right Angle Down Exit, 0.7m	Blue	12.14	11.17	10.20	CALL
U3A00055-1M	USB 3.0 Female to Male Type A Right Angle Down Exit, 1.0m	Blue	12.46	11.46	10.47	CALL

USB 3.0 Type A Female to A Up Angle Cable

U3A00046-03M	USB 3.0 Female to Male Type A Right Angle Up Exit, 0.3m	Blue	11.56	10.64	9.71	CALL
U3A00046-05M	USB 3.0 Female to Male Type A Right Angle Up Exit, 0.5m	Blue	11.78	10.84	9.90	CALL
U3A00046-075M	USB 3.0 Female to Male Type A Right Angle Up Exit, 0.7m	Blue	12.04	11.08	10.11	CALL
U3A00046-1M	USB 3.0 Female to Male Type A Right Angle Up Exit, 1.0m	Blue	12.40	11.41	10.42	CALL

USB 3.0 Type A Female to A Right Angle Cable

U3A00047-03M	USB 3.0 Female to Male Type A Right Angle Right Exit, 0.3m	Blue	11.68	10.75	9.81	CALL
U3A00047-05M	USB 3.0 Female to Male Type A Right Angle Right Exit, 0.5m	Blue	11.94	10.98	10.03	CALL
U3A00047-075M	USB 3.0 Female to Male Type A Right Angle Right Exit, 0.7m	Blue	12.20	11.22	10.25	CALL
U3A00047-1M	USB 3.0 Female to Male Type A Right Angle Right Exit, 1.0m	Blue	12.51	11.51	10.51	CALL





CA3A-90DA

CA3A-90DB

CA3A-90DMICB

CA3A-90UA-03M

CA3A-90UB

CA3A-90UMICB

Item #	Description	Color	1-9	10-24	25-99	100+
--------	-------------	-------	-----	-------	-------	------

USB 3.0 Angled Cable Assemblies

These USB cables provide a simple solution for many applications where space is limited. These cable assemblies utilize an up or down angled type A, type B, or type Micro B connector in various lengths off the shelf.

USB 3.0 Type A to Type A 90 Degree Angle, Down Cable Assemblies

CA3A-90DA-03M	USB Cable, Type A Straight/Type A 90 Degree Angle, Down 0.3m	Blue	9.22	8.48	7.74	CALL
CA3A-90DA-05M	USB Cable, Type A Straight/Type A 90 Degree Angle, Down 0.5m	Blue	22.49	20.69	18.89	CALL
CA3A-90DA-1M	USB Cable, Type A Straight/Type A 90 Degree Angle, Down 1.0m	Blue	24.08	22.15	20.23	CALL
CA3A-90DA-2M	USB Cable, Type A Straight/Type A 90 Degree Angle, Down 2.0m	Blue	27.17	25.00	22.82	CALL
CA3A-90DA-3M	USB Cable, Type A Straight/Type A 90 Degree Angle, Down 3.0m	Blue	30.36	27.93	25.50	CALL

USB 3.0 Type A to Type B 90 Degree Angle, Down Cable Assemblies

CA3A-90DB-03M	USB Cable, Type A Straight/Type B 90 Degree Angle, Down 0.3m	Blue	22.88	21.05	19.22	CALL
CA3A-90DB-05M	USB Cable, Type A Straight/Type B 90 Degree Angle, Down 0.5m	Blue	21.66	19.93	18.19	CALL
CA3A-90DB-1M	USB Cable, Type A Straight/Type B 90 Degree Angle, Down 1.0m	Blue	25.07	23.06	21.06	CALL
CA3A-90DB-2M	USB Cable, Type A Straight/Type B 90 Degree Angle, Down 2.0m	Blue	28.25	25.99	23.73	CALL
CA3A-90DB-3M	USB Cable, Type A Straight/Type B 90 Degree Angle, Down 3.0m	Blue	31.34	28.83	26.33	CALL

USB 3.0 Type A to Type Micro B, Down Cable Assemblies

CA3A-90DMICB-03M	USB Cable, Type A Straight/Type Micro B, Down 0.3m	Blue	31.86	29.31	26.76	CALL
CA3A-90DMICB-05M	USB Cable, Type A Straight/Type Micro B, Down 0.5m	Blue	27.49	25.29	23.09	CALL
CA3A-90DMICB-1M	USB Cable, Type A Straight/Type Micro B, Down 1.0m	Blue	34.70	31.92	29.15	CALL
CA3A-90DMICB-2M	USB Cable, Type A Straight/Type Micro B, Down 2.0m	Blue	35.38	32.55	29.72	CALL
CA3A-90DMICB-3M	USB Cable, Type A Straight/Type Micro B, Down 3.0m	Blue	34.08	31.35	28.63	CALL

USB 3.0 Type A to Type A 90 Degree Angle, Up Cable Assemblies

CA3A-90UA-03M	USB Cable, Type A Straight/Type A 90 Degree Angle, Up 0.3m	Blue	21.89	20.14	18.39	CALL
CA3A-90UA-05M	USB Cable, Type A Straight/Type A 90 Degree Angle, Up 0.5m	Blue	22.49	20.69	18.89	CALL
CA3A-90UA-1M	USB Cable, Type A Straight/Type A 90 Degree Angle, Up 1.0m	Blue	24.08	22.15	20.23	CALL
CA3A-90UA-2M	USB Cable, Type A Straight/Type A 90 Degree Angle, Up 2.0m	Blue	27.17	25.00	22.82	CALL
CA3A-90UA-3M	USB Cable, Type A Straight/Type A 90 Degree Angle, Up 3.0m	Blue	30.36	27.93	25.50	CALL

USB 3.0 Type A to Type B 90 Degree Angle, Up Cable Assemblies

CA3A-90UB-03M	USB Cable, Type A Straight/Type B 90 Degree Angle, Up 0.3m	Blue	22.88	21.05	19.22	CALL
CA3A-90UB-05M	USB Cable, Type A Straight/Type B 90 Degree Angle, Up 0.5m	Blue	23.55	21.67	19.78	CALL
CA3A-90UB-1M	USB Cable, Type A Straight/Type B 90 Degree Angle, Up 1.0m	Blue	25.07	23.06	21.06	CALL
CA3A-90UB-2M	USB Cable, Type A Straight/Type B 90 Degree Angle, Up 2.0m	Blue	22.20	20.42	18.65	CALL
CA3A-90UB-3M	USB Cable, Type A Straight/Type B 90 Degree Angle, Up 3.0m	Blue	31.34	28.83	26.33	CALL

USB 3.0 Type A to Type Micro B, Up Cable Assemblies


CA3A-90UMICB-03M	USB Cable, Type A Straight/Type Micro B, Up 0.3m	Blue	25.57	23.52	21.48	CALL
CA3A-90UMICB-05M	USB Cable, Type A Straight/Type Micro B, Up 0.5m	Blue	26.16	24.07	21.97	CALL
CA3A-90UMICB-1M	USB Cable, Type A Straight/Type Micro B, Up 1.0m	Blue	27.76	25.54	23.32	CALL
CA3A-90UMICB-2M	USB Cable, Type A Straight/Type Micro B, Up 2.0m	Blue	28.37	26.10	23.83	CALL
CA3A-90UMICB-3M	USB Cable, Type A Straight/Type Micro B, Up 3.0m	Blue	34.02	31.30	28.58	CALL

Tip Defining Angled USB 3.0 Cable Assemblies

Angled connector hoods help connect USB cables in tight places. L-com now offers two options each for standard A, B and micro B style connectors. The photos below detail the connector position relative to the cable entry direction.


A Style Connectors

For A style connectors, the position of the connector dielectric* is key in determining the correct angle for your application. *Note: The connector dielectric is the plastic material that contains the contacts.



B Style Connectors

For B style connectors, the extended hood of the connector is key in determining the correct angle for your application.



For Micro B connectors, the two latches on the connector are key in determining the correct angle for your application. Reference the location of the latches in the photos below:



Tip What is the difference between a USB Type A or B connector?

Type A jacks are found on the host and on hubs.

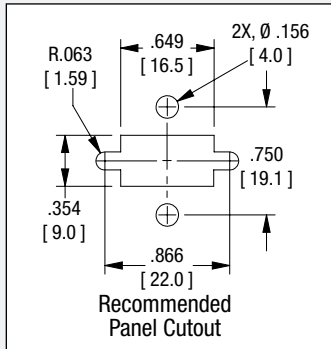

Type B jacks are found on peripherals requiring detachable cables.



Tip *USB 3.0 Machine Vision Panel Mount Cable Assemblies*

L-com now offers a panel mount variation of its Machine Vision cable assemblies. The four imbedded screw slots allow this extension cable to be securely mounted to a panel, while maintaining a secure connection with the side thumbscrews.

For this type A receptacle, the top and bottom holes are used to mount the cable to the panel, while the side holes are used to screw down the mating connector.



Item #	Description	Color	1-9	10-24	25-99	100+
--------	-------------	-------	-----	-------	-------	------

USB 3.0 Machine Vision Panel Mount Cable Assemblies

This Machine Vision compliant extension cable provides a secure panel mountable connection that is able to maintain the secure thumbscrew interconnect needed in these systems. By utilizing two mounting holes in addition to the two thumbscrew receptacles, these assemblies ensure that the extension will remain firmly mounted, even if the mating cable is removed and mated frequently.

UPMVISAA30-03M	USB 3.0 Machine Vision Panel Mount Cable, 0.3m	Blue	31.34	29.46	27.58	CALL
UPMVISAA30-05M	USB 3.0 Machine Vision Panel Mount Cable, 0.5m	Blue	32.34	30.40	28.46	CALL
UPMVISAA30-1M	USB 3.0 Machine Vision Panel Mount Cable, 1.0m	Blue	34.25	32.20	30.14	CALL
UPMVISAA30-2M	USB 3.0 Machine Vision Panel Mount Cable, 2.0m	Blue	35.47	33.34	31.21	CALL

USB 3.0 Vision Cable Assemblies with Thumbscrews

These cables are manufactured per the USB3 standard. In addition to supporting the machine vision camera market, the screw mount hardware is beneficial in many applications where standard USB connectors can become dislodged due to jostling, vibration, etc. L-com is a member of the AIA (Automated Imaging Association) trade group.

USB 3.0 Cables - Type A with Thumbscrews to Standard Type A

CAVISU3AA-03M	USB 3.0 Cable, Type A with Thumbscrews/Standard Type A, 0.3m	Blue	22.24	20.91	19.57	CALL
CAVISU3AA-05M	USB 3.0 Cable, Type A with Thumbscrews/Standard Type A, 0.5m	Blue	22.84	21.47	20.10	CALL
CAVISU3AA-1M	USB 3.0 Cable, Type A with Thumbscrews/Standard Type A, 1.0m	Blue	25.81	24.26	22.71	CALL
CAVISU3AA-2M	USB 3.0 Cable, Type A with Thumbscrews/Standard Type A, 2.0m	Blue	25.52	23.99	22.46	CALL
CAVISU3AA-3M	USB 3.0 Cable, Type A with Thumbscrews/Standard Type A, 3.0m	Blue	34.24	32.19	30.13	CALL

USB 3.0 Cables - Type A with Thumbscrews to Standard Type B

CAVISU3AB-03M	USB 3.0 Cable, Type A with Thumbscrews/Standard Type B, 0.3m	Blue	22.24	20.91	19.57	CALL
CAVISU3AB-05M	USB 3.0 Cable, Type A with Thumbscrews/Standard Type B, 0.5m	Blue	26.52	24.93	23.34	CALL
CAVISU3AB-1M	USB 3.0 Cable, Type A with Thumbscrews/Standard Type B, 1.0m	Blue	26.93	25.31	23.70	CALL
CAVISU3AB-2M	USB 3.0 Cable, Type A with Thumbscrews/Standard Type B, 2.0m	Blue	24.78	23.29	21.81	CALL
CAVISU3AB-3M	USB 3.0 Cable, Type A with Thumbscrews/Standard Type B, 3.0m	Blue	33.99	31.95	29.91	CALL

USB 3.0 Cables - Type Micro B with Thumbscrews to Standard Type A

CAVISU3AMICB-03M	USB 3.0 Cable, Type Micro B with Thumbscrews/Standard Type A, 0.3m	Blue	21.12	19.85	18.59	CALL
CAVISU3AMICB-05M	USB 3.0 Cable, Type Micro B with Thumbscrews/Standard Type A, 0.5m	Blue	20.01	18.81	17.61	CALL
CAVISU3AMICB-1M	USB 3.0 Cable, Type Micro B with Thumbscrews/Standard Type A, 1.0m	Blue	23.06	21.68	20.29	CALL
CAVISU3AMICB-2M	USB 3.0 Cable, Type Micro B with Thumbscrews/Standard Type A, 2.0m	Blue	23.00	21.62	20.24	CALL
CAVISU3AMICB-3M	USB 3.0 Cable, Type Micro B with Thumbscrews/Standard Type A, 3.0m	Blue	26.57	24.98	23.38	CALL

USB 3.0 Cables - Type A and B with Thumbscrews


CAVISU3AB-2-03M	USB 3.0 Cable, Type A/Type B with Thumbscrews, 0.3m	Blue	29.57	27.80	26.02	CALL
CAVISU3AB-2-05M	USB 3.0 Cable, Type A/Type B with Thumbscrews, 0.5m	Blue	30.94	29.08	27.23	CALL
CAVISU3AB-2-1M	USB 3.0 Cable, Type A/Type B with Thumbscrews, 1.0m	Blue	31.93	30.01	28.10	CALL
CAVISU3AB-2-2M	USB 3.0 Cable, Type A/Type B with Thumbscrews, 2.0m	Blue	34.13	32.08	30.03	CALL
CAVISU3AB-2-3M	USB 3.0 Cable, Type A/Type B with Thumbscrews, 3.0m	Blue	37.56	35.31	33.05	CALL

USB 3.0 Cables - Type A and Micro B with Thumbscrews

CAVISU3AMICB-2-03M	USB 3.0 Cable, Type A/Type Micro B with Thumbscrews, 0.3m	Blue	30.15	28.34	26.53	CALL
CAVISU3AMICB-2-05M	USB 3.0 Cable, Type A/Type Micro B with Thumbscrews, 0.5m	Blue	25.53	24.00	22.47	CALL
CAVISU3AMICB-2-1M	USB 3.0 Cable, Type A/Type Micro B with Thumbscrews, 1.0m	Blue	27.95	26.27	24.60	CALL
CAVISU3AMICB-2-2M	USB 3.0 Cable, Type A/Type Micro B with Thumbscrews, 2.0m	Blue	27.65	25.99	24.33	CALL
CAVISU3AMICB-2-3M	USB 3.0 Cable, Type A/Type Micro B with Thumbscrews, 3.0m	Blue	31.13	29.26	27.39	CALL

USB Protective Covers - Pkg/10

CVRUSB-A	USB Protective Cover for USB 2.0 and 3.0 Type A Plugs, Pkg/10	Black	7.28	6.70	6.12	CALL
CVRUSB3.0-B	USB Protective Cover for USB 3.0 Type B Plugs, Pkg/10	Black	7.86	7.23	6.60	CALL
CVRUSB3.0-MICB	USB Protective Cover for USB 3.0 Type Micro B Plugs, Pkg/10	Black	7.86	7.23	6.60	CALL



Item #	Description	Color	1-9	10-24	25-99	100+
--------	-------------	-------	-----	-------	-------	------

USB High Flex Cable Assemblies

Designed for applications where ordinary USB cables fail, this exclusive ultra flexible cable family is rated for 10,000 flex cycles minimum. Standard USB cable fails at approximately 1,000 bend cycles. The special bulk cable uses a polyurethane jacket plus high strand count data (28 and 30 AWG) and power (24 AWG) conductors to achieve the extra durability.

High Flex USB 2.0 Cables - Type A to A and A to B Connectors

CAUAAHF-03M	High Flex USB Cable, Type A/A, 0.3m	Black	13.51	12.43	11.35	CALL
CAUAAHF-1M	High Flex USB Cable, Type A/A, 1.0m	Black	15.88	14.61	13.34	CALL
CAUAAHF-3M	High Flex USB Cable, Type A/A, 3.0m	Black	22.85	21.02	19.19	CALL
CAUAAHF-5M	High Flex USB Cable, Type A/A, 5.0m	Black	29.84	27.45	25.07	CALL
CAUABHF-03M	High Flex USB Cable, Type A/B, 0.3m	Black	14.19	13.05	11.92	CALL
CAUABHF-1M	High Flex USB Cable, Type A/B, 1.0m	Black	16.67	15.34	14.00	CALL
CAUABHF-3M	High Flex USB Cable, Type A/B, 3.0m	Black	24.01	22.09	20.17	CALL
CAUABHF-5M	High Flex USB Cable, Type A/B, 5.0m	Black	31.05	28.57	26.08	CALL

USB 3.0 High Flex Type A Male to Type A Male

U3A00007-03M	High Flex USB Cable Type A/A Male, 0.3m	Black	7.35	6.76	6.17	CALL
U3A00007-05M	High Flex USB Cable Type A/A Male, 0.5m	Black	7.56	6.96	6.35	CALL
U3A00007-075M	High Flex USB Cable Type A/A Male, 0.75m	Black	7.82	7.19	6.57	CALL
U3A00007-1M	High Flex USB Cable Type A/A Male, 1.0m	Black	8.24	7.58	6.92	CALL
U3A00007-105M	High Flex USB Cable Type A/A Male, 1.5m	Black	8.71	8.01	7.32	CALL

USB 3.0 High Flex Type A Male to Type B Male

U3A00013-03M	High Flex USB Cable Type A/B Male, 0.3m	Black	8.86	8.15	7.44	CALL
U3A00013-05M	High Flex USB Cable Type A/B Male, 0.5m	Black	9.12	8.39	7.66	CALL
U3A00013-075M	High Flex USB Cable Type A/B Male, 0.75m	Black	9.44	8.68	7.93	CALL
U3A00013-1M	High Flex USB Cable Type A/B Male, 1.0m	Black	9.85	9.06	8.27	CALL
U3A00013-105M	High Flex USB Cable Type A/B Male, 1.5m	Black	10.42	9.59	8.75	CALL

USB 3.0 High Flex Type A Male to Type Micro B Male

U3A00014-03M	High Flex USB Cable Type A/Micro B Male, 0.3m	Black	9.96	9.16	8.37	CALL
U3A00014-05M	High Flex USB Cable Type A/Micro B Male, 0.5m	Black	10.27	9.45	8.63	CALL
U3A00014-075M	High Flex USB Cable Type A/Micro B Male, 0.75m	Black	10.74	9.88	9.02	CALL

USB 3.0 High Flex Type A Male to Type C Male

U3A00015-03M	High Flex USB Cable Type A/C Male, 0.3m	Black	14.12	12.99	11.86	CALL
U3A00015-05M	High Flex USB Cable Type A/C Male, 0.5m	Black	14.44	13.28	12.13	CALL
U3A00015-075M	High Flex USB Cable Type A/C Male, 0.75m	Black	14.85	13.66	12.47	CALL
U3A00015-1M	High Flex USB Cable Type A/C Male, 1.0m	Black	15.27	14.05	12.83	CALL

USB 3.0 Low Smoke Zero Halogen (LSZH) Cable Assemblies - Type A to A or A to B Connectors

L-com's CAU3ZAB series of USB 3.0 cables feature Low Smoke Zero Halogen cable jackets which reduce the amount of toxic and corrosive gases emitted during combustion.

Low Smoke Zero Halogen (LSZH) USB 3.0 Cables - Type A to A Connectors

CAU3ZAA-03M	LSZH USB 3.0 Cable, Type A/A, 0.3m	Black	24.73	23.25	21.76	CALL
CAU3ZAA-05M	LSZH USB 3.0 Cable, Type A/A, 0.5m	Black	25.94	24.38	22.83	CALL
CAU3ZAA-1M	LSZH USB 3.0 Cable, Type A/A, 1.0m	Black	28.85	27.12	25.39	CALL
CAU3ZAA-2M	LSZH USB 3.0 Cable, Type A/A, 2.0m	Black	31.10	29.23	27.37	CALL
CAU3ZAA-3M	LSZH USB 3.0 Cable, Type A/A, 3.0m	Black	32.57	30.62	28.66	CALL

Low Smoke Zero Halogen (LSZH) USB 3.0 Cables - Type A to B Connectors

CAU3ZAB-03M	LSZH USB 3.0 Cable, Type A/B, 0.3m	Black	26.45	24.86	23.28	CALL
CAU3ZAB-05M	LSZH USB 3.0 Cable, Type A/B, 0.5m	Black	27.83	26.16	24.49	CALL
CAU3ZAB-1M	LSZH USB 3.0 Cable, Type A/B, 1.0m	Black	30.57	28.74	26.90	CALL
CAU3ZAB-2M	LSZH USB 3.0 Cable, Type A/B, 2.0m	Black	35.80	33.65	31.50	CALL
CAU3ZAB-3M	LSZH USB 3.0 Cable, Type A/B, 3.0m	Black	32.21	30.28	28.34	CALL

Low Smoke Zero Halogen (LSZH) USB 3.0 Cables - Type A to Micro B Connectors

CAU3ZAMICB-03M	LSZH USB 3.0 Cable, Type A/Micro B, 0.3m	Black	23.61	22.19	20.78	CALL
CAU3ZAMICB-05M	LSZH USB 3.0 Cable, Type A/Micro B, 0.5m	Black	24.31	22.85	21.39	CALL
CAU3ZAMICB-1M	LSZH USB 3.0 Cable, Type A/Micro B, 1.0m	Black	26.57	24.98	23.38	CALL
CAU3ZAMICB-2M	LSZH USB 3.0 Cable, Type A/Micro B, 2.0m	Black	30.68	28.84	27.00	CALL
CAU3ZAMICB-3M	LSZH USB 3.0 Cable, Type A/Micro B, 3.0m	Black	34.35	32.29	30.23	CALL

Item #	Description	Color	1-9	10-24	25-99	100+
Low Smoke Zero Halogen USB Cable - Type A to A and A to B Connectors, 30 Microinches (0.762µm) Gold						
Low Smoke Zero Halogen cable reduces the amount of toxic and corrosive gases emitted during combustion. Typically used in poorly ventilated areas, Low Smoke Zero Halogen is becoming very popular where the protection of people and equipment from toxic and corrosive gases is critical.						
CSUZAA-03M	LSZH USB Cable, Type A/A, 0.3m	Black	16.50	15.18	13.86	CALL
CSUZAA-05M	LSZH USB Cable, Type A/A, 0.5m	Black	17.29	15.91	14.52	CALL
CSUZAA-075M	LSZH USB Cable, Type A/A, 0.75m	Black	18.31	16.85	15.38	CALL
CSUZAA-1M	LSZH USB Cable, Type A/A, 1.0m	Black	19.10	17.57	16.04	CALL
CSUZAA-2M	LSZH USB Cable, Type A/A, 2.0m	Black	23.27	21.41	19.55	CALL
CSUZAA-5M	LSZH USB Cable, Type A/A, 5.0m	Black	34.28	31.54	28.80	CALL
CSUZAB-03M	LSZH USB Cable, Type A/B, 0.3m	Black	15.43	14.20	12.96	CALL
CSUZAB-05M	LSZH USB Cable, Type A/B, 0.5m	Black	16.17	14.88	13.58	CALL
CSUZAB-075M	LSZH USB Cable, Type A/B, 0.75m	Black	17.13	15.76	14.39	CALL
CSUZAB-1M	LSZH USB Cable, Type A/B, 1.0m	Black	18.03	16.59	15.15	CALL
CSUZAB-3M	LSZH USB Cable, Type A/B, 3.0m	Black	25.03	23.03	21.03	CALL
CSUZAB-5M	LSZH USB Cable, Type A/B, 5.0m	Black	32.37	29.78	27.19	CALL

USB Cable - Type A to Micro B 5 Position, PVC Jacket, 30 Microinches (0.762µm) Gold

CSMUAMICB-03M	Premium USB Cable, Type A/Micro B 5 Position, 0.3m	Black	9.22	8.48	7.74	CALL
CSMUAMICB-05M	Premium USB Cable, Type A/Micro B 5 Position, 0.5m	Black	9.53	8.77	8.01	CALL
CSMUAMICB-1M	Premium USB Cable, Type A/Micro B 5 Position, 1.0m	Black	10.19	9.37	8.56	CALL
CSMUAMICB-2M	Premium USB Cable, Type A/Micro B 5 Position, 2.0m	Black	11.65	10.72	9.79	CALL
CSMUAMICB-3M	Premium USB Cable, Type A/Micro B 5 Position, 3.0m	Black	12.99	11.95	10.91	CALL

Premium USB 2.0 Extension Cables - Micro B 5 Position Male to Female

L-com's CSMUMICBX series cables are designed to extend devices such as cell phone chargers or other USB 2.0 Micro B enabled peripherals - no more laying your phone on the floor to charge it because the cord is too short. All 5 connector positions are connected to insure proper functionality in every application. These cables feature foil plus braid shielding to provide maximum protection against EMI/RFI.

CSMUMICBX-03M	Premium USB Cable, Micro B 5 Position Male/Female, 0.3m	Black	10.15	9.34	8.53	CALL
CSMUMICBX-05M	Premium USB Cable, Micro B 5 Position Male/Female, 0.5m	Black	12.69	11.67	10.66	CALL
CSMUMICBX-075M	Premium USB Cable, Micro B 5 Position Male/Female, 0.75m	Black	13.38	12.31	11.24	CALL
CSMUMICBX-1M	Premium USB Cable, Micro B 5 Position Male/Female, 1.0m	Black	14.02	12.90	11.78	CALL
CSMUMICBX-2M	Premium USB Cable, Micro B 5 Position Male/Female, 2.0m	Black	11.92	10.97	10.01	CALL
CSMUMICBX-3M	Premium USB Cable, Micro B 5 Position Male/Female, 3.0m	Black	14.92	13.73	12.53	CALL

USB Cable - Type A to Mini B 4 Position, PVC Jacket, 30 Microinches (0.762µm) Gold

CSMUAMB4-05M	Premium USB Cable, Type A/Mini B 4 Position, 0.5m	Black	10.76	9.90	9.04	CALL
CSMUAMB4-1M	Premium USB Cable, Type A/Mini B 4 Position, 1.0m	Black	11.63	10.70	9.77	CALL
CSMUAMB4-2M	Premium USB Cable, Type A/Mini B 4 Position, 2.0m	Black	12.98	11.94	10.90	CALL
CSMUAMB4-3M	Premium USB Cable, Type A/Mini B 4 Position, 3.0m	Black	14.63	13.46	12.29	CALL

USB Cable - Type A to Mini B 5 Position, PVC Jacket, 30 Microinches (0.762µm) Gold

CSMUAMB5-03M	Premium USB Cable, Type A/Mini B 5 Position, 0.3m	Black	9.22	8.48	7.74	CALL
CSMUAMB5-075M	Premium USB Cable, Type A/Mini B 5 Position, 0.75m	Black	10.02	9.22	8.42	CALL
CSMUAMB5-1M	Premium USB Cable, Type A/Mini B 5 Position, 1.0m	Black	10.01	9.21	8.41	CALL
CSMUAMB5-2M	Premium USB Cable, Type A/Mini B 5 Position, 2.0m	Black	11.43	10.52	9.60	CALL
CSMUAMB5-3M	Premium USB Cable, Type A/Mini B 5 Position, 3.0m	Black	12.85	11.82	10.79	CALL

USB Extension Cable - Mini B 5 Position Male to Female

L-com's CSMUMB5X series cables are designed to connect devices such as GPS units and other USB Mini B 5 position peripherals. All 5 mini B positions are connected to insure proper functionality in every application. We offer these Mini B5 extension cables in off the shelf lengths of 0.3, 1, 2, and 3 meters. These cables feature foil plus braid shielding to provide maximum protection against EMI/RFI.

CSMUMB5X-03M	Premium USB Extension Cable, Mini B 5 Position Male/Female, 0.3m	Black	12.05	11.09	10.12	CALL
CSMUMB5X-1M	Premium USB Extension Cable, Mini B 5 Position Male/Female, 1.0m	Black	17.19	15.81	14.44	CALL
CSMUMB5X-2M	Premium USB Extension Cable, Mini B 5 Position Male/Female, 2.0m	Black	14.51	13.35	12.19	CALL
CSMUMB5X-3M	Premium USB Extension Cable, Mini B 5 Position Male/Female, 3.0m	Black	16.04	14.76	13.47	CALL

Low Smoke Zero Halogen USB 2.0 Micro B and Mini B5 Cable Assemblies

To compliment the popular standard size connector line, we are now offering the highly requested LSZH jacket with Micro B and Mini B5 connectors. Utilizing 28 AWG conductors, these cables are available in five off the shelf lengths.

CSMUAZMICB-03M	USB Cable, Type A/Micro B 5 Position, 0.3m	Black	11.87	10.92	9.97	CALL
CSMUAZMICB-05M	USB Cable, Type A/Micro B 5 Position, 0.5m	Black	12.89	11.86	10.83	CALL
CSMUAZMICB-1M	USB Cable, Type A/Micro B 5 Position, 1.0m	Black	13.81	12.71	11.60	CALL
CSMUAZMICB-2M	USB Cable, Type A/Micro B 5 Position, 2.0m	Black	15.91	14.64	13.36	CALL
CSMUAZMICB-3M	USB Cable, Type A/Micro B 5 Position, 3.0m	Black	18.02	16.58	15.14	CALL
CSMUAZMB5-03M	USB Cable, Type A/Mini B 5 Position, 0.3m	Black	12.47	11.47	10.47	CALL
CSMUAZMB5-05M	USB Cable, Type A/Mini B 5 Position, 0.5m	Black	12.89	11.86	10.83	CALL
CSMUAZMB5-1M	USB Cable, Type A/Mini B 5 Position, 1.0m	Black	13.81	12.71	11.60	CALL
CSMUAZMB5-2M	USB Cable, Type A/Mini B 5 Position, 2.0m	Black	15.91	14.64	13.36	CALL
CSMUAZMB5-3M	USB Cable, Type A/Mini B 5 Position, 3.0m	Black	18.02	16.58	15.14	CALL


USB 2.0 Type A to Micro B Y Split Cable

This 3-foot USB A to Micro B Y-Cable provides 2 USB 'A' Male connectors and 1 USB 'micro 'B' Male connector, providing a solution for supporting the additional power required by some Micro USB external hard drives connected to the standard USB ports which is provided by most computers. Especially valuable in situations where a single USB 2.0 port may not offer sufficient power to external hard drives, the USB A/Micro B Y-split cable can be connected to 2 ports on 1 PC, to increase the power output to the external device. In addition it provides digital data transmission for high speed data transfers.


CAUAMICBY	USB 2.0 Type A to Micro B Y Split Cable, 3ft. (0.9m)	Black	8.18	7.53	6.87	CALL
-----------	--	-------	------	------	------	------



Tip How does the latching USB connector work?



STEP 1 Insert the latching USB connector into the USB jack.




STEP 2 The latches on each side of the connector lock into the channel cut-outs of any USB jack.



STEP 3 To remove the latching USB connector, simply depress the release mechanisms on the sides of the backshell and pull apart.

Note: It may be necessary to rock the latching connector slightly to set the latches into the channels.



Item #	Description	Color	1-9	10-24	25-99	100+
--------	-------------	-------	-----	-------	-------	------

USB 3.0 Latching Assemblies

USB 3.0 cables are up to 10 times faster than USB 2.0 - 4.8 Gbps versus 480 Mbps. The increased bandwidth substantially reduces the time required for transferring large amounts of data or video. L-com's USB Type-C Cable Assemblies provide a quick and easy way to connect older peripheral devices to a new computer, or to connect new peripherals that use a USB Type-C connector to an older computer system. Our USB Type-C cable assemblies feature simple "plug & play" connections to hand held devices and other devices that utilize USB Type C ports. Twisted pair data lines help reduce crosstalk and allow for maximum cable flexibility. Generally available in PVC or LSZH with A, B, C, Mini or Micro connectors.

U3A00005-03M	USB 3.0 Latching Type A Male to Male, 0.3m	Blue	14.95	13.75	12.56	CALL
U3A00005-05M	USB 3.0 Latching Type A Male to Male 0.5m	Blue	15.25	14.03	12.81	CALL
U3A00005-075M	USB 3.0 Latching Type A Male to Male, 0.75m	Blue	15.60	14.35	13.10	CALL
U3A00005-1M	USB 3.0 Latching Type A Male to Male, 1.0m	Blue	15.90	14.63	13.36	CALL

USB Cable Assemblies with Latching Connectors

These unique cable assemblies feature a latching Type A USB plug which provides lock down mating retention with any USB Type A jack. Two styles are available – latching A to latching A and latching A to standard B. Fully shielded and USB 2.0 compliant, this cable contains two 24 AWG power conductors and one 28 AWG pair for the data lines. Please note latching Type B plugs are available as custom products but require a custom Type B jack.

USB 2.0 Cable Assemblies with Latching Type A to Latching Type A Connectors

CAUALAL-05M	USB Cable, Latching Type A/Latching Type A, 0.5m	Black	14.21	13.07	11.94	CALL
CAUALAL-075M	USB Cable, Latching Type A/Latching Type A, 0.75m	Black	14.50	13.34	12.18	CALL
CAUALAL-1M	USB Cable, Latching Type A/Latching Type A, 1.0m	Black	14.65	13.48	12.31	CALL
CAUALAL-2M	USB Cable, Latching Type A/Latching Type A, 2.0m	Black	15.52	14.28	13.04	CALL
CAUALAL-4M	USB Cable, Latching Type A/Latching Type A, 4.0m	Black	17.16	15.79	14.41	CALL
CAUALAL-5M	USB Cable, Latching Type A/Latching Type A, 5.0m	Black	18.91	17.40	15.88	CALL

USB 2.0 Cable Assemblies with Latching Type A to Latching Type B Connectors

CAUALB-03M	USB Cable, Latching Type A/Standard Type B, 0.3m	Black	11.34	10.43	9.53	CALL
CAUALB-05M	USB Cable, Latching Type A/Standard Type B, 0.5m	Black	11.61	10.68	9.75	CALL
CAUALB-075M	USB Cable, Latching Type A/Standard Type B, 0.75m	Black	11.87	10.92	9.97	CALL
CAUALB-1M	USB Cable, Latching Type A/Standard Type B, 1.0m	Black	12.10	11.13	10.16	CALL
CAUALB-2M	USB Cable, Latching Type A/Standard Type B, 2.0m	Black	13.12	12.07	11.02	CALL
CAUALB-3M	USB Cable, Latching Type A/Standard Type B, 3.0m	Black	14.16	13.03	11.89	CALL
CAUALB-5M	USB Cable, Latching Type A/Standard Type B, 5.0m	Black	16.21	14.91	13.62	CALL

LSZH USB 2.0 Cable Assemblies with Latching Type A to Latching Type A Connectors

CAUZALAL-03M	LSZH USB Cable, Latching Type A/Latching Type A, 0.3m	Black	16.84	15.83	14.82	CALL
CAUZALAL-05M	LSZH USB Cable, Latching Type A/Latching Type A, 0.5m	Black	17.49	16.44	15.39	CALL
CAUZALAL-1M	LSZH USB Cable, Latching Type A/Latching Type A, 1.0m	Black	19.12	17.97	16.83	CALL
CAUZALAL-3M	LSZH USB Cable, Latching Type A/Latching Type A, 3.0m	Black	25.38	23.86	22.33	CALL
CAUZALAL-4M	LSZH USB Cable, Latching Type A/Latching Type A, 4.0m	Black	28.40	26.70	24.99	CALL
CAUZALAL-5M	LSZH USB Cable, Latching Type A/Latching Type A, 5.0m	Black	31.53	29.64	27.75	CALL

LSZH USB 2.0 Cable Assemblies with Latching Type A to Standard Type B Connectors

CAUZALB-05M	LSZH USB Cable, Latching Type A/Standard Type B, 0.5m	Black	15.66	14.72	13.78	CALL
CAUZALB-075M	LSZH USB Cable, Latching Type A/Standard Type B, 0.75m	Black	16.52	15.53	14.54	CALL
CAUZALB-1M	LSZH USB Cable, Latching Type A/Standard Type B, 1.0m	Black	17.17	16.14	15.11	CALL
CAUZALB-2M	LSZH USB Cable, Latching Type A/Standard Type B, 2.0m	Black	20.30	19.08	17.86	CALL
CAUZALB-3M	LSZH USB Cable, Latching Type A/Standard Type B, 3.0m	Black	23.43	22.02	20.62	CALL
CAUZALB-5M	LSZH USB Cable, Latching Type A/Standard Type B, 5.0m	Black	29.69	27.91	26.13	CALL

USB Coil Cable - Type A Latching Connector to Type B Connector, 12.5 Feet (3.8m) Extended

This unique cable assembly features a polyurethane jacketed coil cable plus a latching Type A USB connector providing improved mating retention with any USB Type A jack. The latches lock into the channels on each side of a USB jack when fully mated. Retracted length is approximately 2.5 feet (0.8m) expanding to 12.5 feet (3.8m). Fully shielded and USB 2.0 compliant, this cable contains two 28 AWG power conductors plus one 28 AWG twisted pair for data lines.

COILUAB	USB Coil Cable, Latching Type A Male/Type B Male	Black	24.89	23.89	22.90	CALL
---------	--	-------	-------	-------	-------	------

Item #	Description	Color	1-9	10-24	25-99	100+
--------	-------------	-------	-----	-------	-------	------

Metal Armored USB Cables - Type A to A and A to B Connectors, Revision 2.0 Compliant

These unique cables feature a stainless steel crush resistant jacket over our premium USB 2.0 cable to provide protection in applications where standard cables would be damaged due to excessive force. Crush resistance is 1500 PSI (pounds per square inch). The 20 AWG USB power wires allow for maximum power transfer.

CSMUAA-MT-03M	Metal Armored USB Cable, Type A/A, 0.3m	Black	19.74	18.56	17.37	CALL
CSMUAA-MT-05M	Metal Armored USB Cable, Type A/A, 0.5m	Black	21.16	19.89	18.62	CALL
CSMUAA-MT-1M	Metal Armored USB Cable, Type A/A, 1.0m	Black	26.29	24.71	23.14	CALL
CSMUAA-MT-2M	Metal Armored USB Cable, Type A/A, 2.0m	Black	31.57	29.68	27.78	CALL
CSMUAA-MT-3M	Metal Armored USB Cable, Type A/A, 3.0m	Black	38.64	36.32	34.00	CALL
CSMUAA-MT-4M	Metal Armored USB Cable, Type A/A, 4.0m	Black	45.72	42.98	40.23	CALL
CSMUAA-MT-5M	Metal Armored USB Cable, Type A/A, 5.0m	Black	52.78	49.61	46.45	CALL

CSMUAB-MT-03M	Metal Armored USB Cable, Type A/B, 0.3m	Black	20.09	18.88	17.68	CALL
CSMUAB-MT-05M	Metal Armored USB Cable, Type A/B, 0.5m	Black	22.62	21.26	19.91	CALL
CSMUAB-MT-1M	Metal Armored USB Cable, Type A/B, 1.0m	Black	26.29	24.71	23.14	CALL
CSMUAB-MT-2M	Metal Armored USB Cable, Type A/B, 2.0m	Black	33.43	31.42	29.42	CALL
CSMUAB-MT-3M	Metal Armored USB Cable, Type A/B, 3.0m	Black	40.91	38.46	36.00	CALL
CSMUAB-MT-4M	Metal Armored USB Cable, Type A/B, 4.0m	Black	48.41	45.51	42.60	CALL
CSMUAB-MT-5M	Metal Armored USB Cable, Type A/B, 5.0m	Black	55.89	52.54	49.18	CALL

Plastic Armored USB Cables - Type A to A and A to B Connectors, Revision 2.0 Compliant

These unique cables feature an external PVC crush resistant jacket over our premium USB 2.0 cable to provide protection in applications where standard cables would be damaged due to excessive force. Crush resistance is 800 PSI (Pounds per Square Inch). The 20 AWG USB power wires allow for maximum power transfer.

CSMUAA-PL-03M	Plastic Armored USB Cable, Type A/A, 0.3m	Black	15.76	15.13	14.50	CALL
CSMUAA-PL-05M	Plastic Armored USB Cable, Type A/A, 0.5m	Black	17.29	16.60	15.91	CALL
CSMUAA-PL-1M	Plastic Armored USB Cable, Type A/A, 1.0m	Black	19.10	18.34	17.57	CALL
CSMUAA-PL-2M	Plastic Armored USB Cable, Type A/A, 2.0m	Black	22.74	21.83	20.92	CALL
CSMUAA-PL-3M	Plastic Armored USB Cable, Type A/A, 3.0m	Black	26.12	25.08	24.03	CALL
CSMUAA-PL-4M	Plastic Armored USB Cable, Type A/A, 4.0m	Black	29.74	28.55	27.36	CALL
CSMUAA-PL-5M	Plastic Armored USB Cable, Type A/A, 5.0m	Black	33.00	31.68	30.36	CALL

CSMUAB-PL-03M	Plastic Armored USB Cable, Type A/B, 0.3m	Black	14.74	14.15	13.56	CALL
CSMUAB-PL-05M	Plastic Armored USB Cable, Type A/B, 0.5m	Black	17.29	16.60	15.91	CALL
CSMUAB-PL-1M	Plastic Armored USB Cable, Type A/B, 1.0m	Black	19.10	18.34	17.57	CALL
CSMUAB-PL-2M	Plastic Armored USB Cable, Type A/B, 2.0m	Black	22.74	21.83	20.92	CALL
CSMUAB-PL-3M	Plastic Armored USB Cable, Type A/B, 3.0m	Black	26.12	25.08	24.03	CALL
CSMUAB-PL-4M	Plastic Armored USB Cable, Type A/B, 4.0m	Black	29.74	28.55	27.36	CALL
CSMUAB-PL-5M	Plastic Armored USB Cable, Type A/B, 5.0m	Black	33.00	31.68	30.36	CALL

USB 3.0 Metal Armored Cable Assemblies

These unique cables feature a stainless steel crush resistant jacket over our premium USB 3.0 cable to provide protection in applications where standard cables would be damaged due to excessive force. Crush resistance is 1500 PSI (Pounds per Square Inch). The 24 AWG USB power wires allow for maximum power transfer.

USB 3.0 A to A Metal Armored

U3A00001-03M	Metal Armored USB Cable Type A/A Male, 0.3m	Black	14.65	13.77	12.89	CALL
U3A00001-05M	Metal Armored USB Cable Type A/A Male, 0.5m	Black	15.69	14.75	13.81	CALL
U3A00001-1M	Metal Armored USB Cable Type A/A Male, 1.0m	Black	17.81	16.74	15.67	CALL
U3A00001-105M	Metal Armored USB Cable Type A/A Male, 1.5m	Black	21.37	20.09	18.81	CALL

USB 3.0 A to B Metal Armored

U3A00002-03M	Metal Armored USB Cable Type A/B Male, 0.3m	Black	15.11	14.20	13.30	CALL
U3A00002-05M	Metal Armored USB Cable Type A/B Male, 0.5m	Black	16.16	15.19	14.22	CALL
U3A00002-1M	Metal Armored USB Cable Type A/B Male, 1.0m	Black	19.07	17.93	16.78	CALL
U3A00002-105M	Metal Armored USB Cable Type A/B Male, 1.5m	Black	21.78	20.47	19.17	CALL

USB 3.0 Plastic Armored Cable Assemblies

These unique cables feature an external PVC crush resistant jacket over our premium USB 3.0 cable to provide protection in applications where standard cables would be damaged due to excessive force. Crush resistance is 800 PSI (Pounds per Square Inch). The 24 AWG USB power wires allow for maximum power transfer.

USB 3.0 A to A Plastic Armored

U3A00003-03M	Plastic Armored USB Cable Type A/A Male, 0.3m	Black	11.78	11.31	10.84	CALL
U3A00003-05M	Plastic Armored USB Cable Type A/A Male, 0.5m	Black	12.20	11.71	11.22	CALL
U3A00003-1M	Plastic Armored USB Cable Type A/A Male, 1.0m	Black	13.19	12.66	12.13	CALL
U3A00003-105M	Plastic Armored USB Cable Type A/A Male, 1.5m	Black	14.28	13.71	13.14	CALL

USB 3.0 A to B Plastic Armored

U3A00004-03M	Plastic Armored USB Cable Type A/B Male, 0.3m	Black	11.78	11.31	10.84	CALL
U3A00004-05M	Plastic Armored USB Cable Type A/B Male, 0.5m	Black	12.20	11.71	11.22	CALL
U3A00004-1M	Plastic Armored USB Cable Type A/B Male, 1.0m	Black	13.24	12.71	12.18	CALL
U3A00004-105M	Plastic Armored USB Cable Type A/B Male, 1.5m	Black	14.28	13.71	13.14	CALL



Tip *USB armored cables*

Metal Coupling Nut
Heavy duty construction ensures that the crush resistant jacket remains in place

Crush Resistant Metal Jacket
Up to 1500 PSI (pounds per square inch)


Crush Resistant Plastic Jacket
Up to 800 PSI (pounds per square inch)

Uses our Premium bulk cable including PVC cable jacket and 20 AWG power leads under the armor.


More lengths available.
Go to L-com.com



CA90LA-90LB



CAA-90UB




CA90DA-90DB



CAA-90DB



CA90RA-90RB



CA90UA-90UB

Angled USB 2.0 Cable Assemblies - Choice of 24 Options, all Lengths and Styles at L-com.com

Molded, angled connector hoods solve difficult connection issues in tight places. Four mold options each for standard A and B style connectors are available. These high quality constructed cables feature USB 2.0 compliant 26 AWG power leads and are finished in an attractive gray color. Custom configuration options are available with modest minimum requirements, please contact your customer service representative for a quote.

All families are available in lengths of 0.3, 0.5, 0.75, 1, 2, 3, 4, and 5 meters:

Please use the grid below to determine which family of cables best fits your application

	A UP	A DOWN	A LEFT	A RIGHT	A STRAIGHT
B UP	CA90UA-90UB	CA90DA-90UB	CA90LA-UB	CA90RA-UB	CAA-90UB
B DOWN	CA90UA-90DB	CA90DA-90DB	CA90LA-DB	CA90RA-DB	CAA-90DB
B LEFT	CA90UA-90LB	CA90DA-90LB	CA90LA-90LB	CA90RA-LB	CAA-90LB
B RIGHT	CA90UA-90RB	CA90DA-90RB	CA90LA-RB	CA90RA-90RB	CAA-90RB
B STRAIGHT	CA90UA-B	CA90DA-B	CA90LA-B	CA90RA-B	X

Here are some examples, please go to L-com.com for complete product offering and pricing.

Item #	Description	1-9	10-24	25-99	100+
Deluxe USB 2.0 Cable Assemblies - Left Angle Type A to Down Angle Type B, 30 Microinches (0.762µm) Gold					
CA90LA-DB-03M	USB Cable, Left Angle Type A Male/Down Angle Type B Male, 0.3m	11.34	10.43	9.53	CALL
CA90LA-DB-075M	USB Cable, Left Angle Type A Male/Down Angle Type B Male, 0.75m	10.70	9.84	8.99	CALL
CA90LA-DB-1M	USB Cable, Left Angle Type A Male/Down Angle Type B Male, 1.0m	13.20	12.14	11.09	CALL
CA90LA-DB-2M	USB Cable, Left Angle Type A Male/Down Angle Type B Male, 2.0m	13.96	12.84	11.73	CALL
CA90LA-DB-5M	USB Cable, Left Angle Type A Male/Down Angle Type B Male, 5.0m	14.11	12.98	11.85	CALL

Item #	Description	1-9	10-24	25-99	100+
Deluxe USB 2.0 Cable Assemblies - Down Angle Type A to Left Angle Type B, 30 Microinches (0.762µm) Gold					
CA90DA-90LB-03M	USB Cable, Down Angle Type A Male/Left Angle Type B Male, 0.3m	13.38	12.31	11.24	CALL
CA90DA-90LB-075M	USB Cable, Down Angle Type A Male/Left Angle Type B Male, 0.75m	7.62	7.01	6.40	CALL
CA90DA-90LB-1M	USB Cable, Down Angle Type A Male/Left Angle Type B Male, 1.0m	14.46	13.30	12.15	CALL
CA90DA-90LB-2M	USB Cable, Down Angle Type A Male/Left Angle Type B Male, 2.0m	13.96	12.84	11.73	CALL
CA90DA-90LB-5M	USB Cable, Down Angle Type A Male/Left Angle Type B Male, 5.0m	11.29	10.39	9.48	CALL


Item #	Description	1-9	10-24	25-99	100+
Deluxe USB 2.0 Cable Assemblies - Standard Type A to Down Angle Type B, 30 Microinches (0.762µm) Gold					
CAA-90DB-03M	USB Cable, Standard Type A Male/Down Angle Type B Male, 0.3m	6.71	6.17	5.64	CALL
CAA-90DB-075M	USB Cable, Standard Type A Male/Down Angle Type B Male, 0.75m	7.07	6.50	5.94	CALL
CAA-90DB-1M	USB Cable, Standard Type A Male/Down Angle Type B Male, 1.0m	7.30	6.72	6.13	CALL
CAA-90DB-2M	USB Cable, Standard Type A Male/Down Angle Type B Male, 2.0m	8.16	7.51	6.85	CALL
CAA-90DB-3M	USB Cable, Standard Type A Male/Down Angle Type B Male, 3.0m	9.02	8.30	7.58	CALL
CAA-90DB-5M	USB Cable, Standard Type A Male/Down Angle Type B Male, 5.0m	10.75	9.89	9.03	CALL

Tip Defining angled USB cable assemblies

Angled connector hoods help connect USB cables in tight places. L-com now offers four options each for standard A and B style connectors. The photos below detail the connector position relative to the cable entry direction.


A Style Connectors

For A style connectors, the position of the connector dielectric* is key in determining the correct angle for your application. ***Note:** The connector dielectric is the plastic material that contains the contacts



B Style Connectors

For B style connectors, the angled corners of the connector are key in determining the correct angle for your application.



45 Degree Angled USB 2.0 Cable Assemblies - Choice of 6 Options, all Lengths and Styles at L-com.com

L-com has added 45 degree angled USB cables to complement our extensive 90 degree angled offering. 45 degree bends offer an alternative in applications where 90 degree bends can't clear nearby obstacles. Two mold options each for standard A and B style connectors are now available. These high quality constructed cables feature USB 2.0 compliant 26 AWG power leads and are finished in an attractive gray color. Custom configuration options are available with modest minimum requirements, please contact our sales team for a quote. All families are available in lengths of 0.3, 0.5, 0.75, 1, 2, 3 and 5 meters.

Please use the grid below to determine which family of cables best fits your application

	A STRAIGHT	A LEFT	A RIGHT
B STRAIGHT	X	CA45LA-B	CA45RA-B
B LEFT	CAA-45LB	CA45LA-45LB	X
B RIGHT	CAA-45RB	X	CA45RA-45RB

Item #	Description	1-9	10-24	25-99	100+
--------	-------------	-----	-------	-------	------

USB 2.0 Cable Assemblies - Left Angle Type A to Left Angle Type B

CA45LA-45LB-03M	USB Cable, Left Angle Type A Male/Left Angle Type B Male, 0.3m	10.89	10.02	9.15	CALL
CA45LA-45LB-075M	USB Cable, Left Angle Type A Male/Left Angle Type B Male, 0.75m	7.94	7.30	6.67	CALL
CA45LA-45LB-1M	USB Cable, Left Angle Type A Male/Left Angle Type B Male, 1.0m	12.95	11.91	10.88	CALL
CA45LA-45LB-3M	USB Cable, Left Angle Type A Male/Left Angle Type B Male, 3.0m	14.83	13.64	12.46	CALL

USB 2.0 Cable Assemblies - Left Angle Type A to Straight Type B

CA45LA-B-03M	USB Cable, Left Angle Type A Male/Straight Type B Male, 0.3m	13.60	12.51	11.42	CALL
CA45LA-B-075M	USB Cable, Left Angle Type A Male/Straight Type B Male, 0.75m	9.40	8.65	7.90	CALL
CA45LA-B-1M	USB Cable, Left Angle Type A Male/Straight Type B Male, 1.0m	10.73	9.87	9.01	CALL
CA45LA-B-3M	USB Cable, Left Angle Type A Male/Straight Type B Male, 3.0m	9.34	8.59	7.85	CALL

USB 2.0 Cable Assemblies - Right Angle Type A to Right Angle Type B

CA45RA-45RB-03M	USB Cable, Right Angle Type A Male/Right Angle Type B Male, 0.3m	11.54	10.62	9.69	CALL
CA45RA-45RB-075M	USB Cable, Right Angle Type A Male/Right Angle Type B Male, 0.75m	7.94	7.30	6.67	CALL
CA45RA-45RB-2M	USB Cable, Right Angle Type A Male/Right Angle Type B Male, 2.0m	9.02	8.30	7.58	CALL
CA45RA-45RB-5M	USB Cable, Right Angle Type A Male/Right Angle Type B Male, 5.0m	11.61	10.68	9.75	CALL

USB 2.0 Cable Assemblies - Right Angle Type A to Straight Type B

CA45RA-B-03M	USB Cable, Right Angle Type A Male/Straight Type B Male, 0.3m	7.95	7.31	6.68	CALL
CA45RA-B-075M	USB Cable, Right Angle Type A Male/Straight Type B Male, 0.75m	7.40	6.81	6.22	CALL
CA45RA-B-1M	USB Cable, Right Angle Type A Male/Straight Type B Male, 1.0m	10.73	9.87	9.01	CALL
CA45RA-B-3M	USB Cable, Right Angle Type A Male/Straight Type B Male, 3.0m	9.34	8.59	7.85	CALL

USB 2.0 Cable Assemblies - Straight Type A to Left Angle Type B

CAA-45LB-03M	USB Cable, Straight Type A Male/Left Type B Male, 0.3m	8.07	7.42	6.78	CALL
CAA-45LB-075M	USB Cable, Straight Type A Male/Left Type B Male, 0.75m	8.23	7.57	6.91	CALL
CAA-45LB-1M	USB Cable, Straight Type A Male/Left Type B Male, 1.0m	11.05	10.17	9.28	CALL
CAA-45LB-3M	USB Cable, Straight Type A Male/Left Type B Male, 3.0m	14.25	13.11	11.97	CALL


USB 2.0 Cable Assemblies - Straight Type A to Right Angle Type B

CAA-45RB-03M	USB Cable, Straight Type A Male/Right Type B Male, 0.3m	13.44	12.36	11.29	CALL
CAA-45RB-075M	USB Cable, Straight Type A Male/Right Type B Male, 0.75m	7.40	6.81	6.22	CALL
CAA-45RB-1M	USB Cable, Straight Type A Male/Right Type B Male, 1.0m	8.70	8.00	7.31	CALL
CAA-45RB-3M	USB Cable, Straight Type A Male/Right Type B Male, 3.0m	14.26	13.12	11.98	CALL

More lengths available.
Go to L-com.com



CA45LA-45LB



CA45LA-B



CA45RA-45RB



CA45RA-B



CAA-45LB



CAA-45RB

Tip Defining 45 Degree Angled USB Cable Assemblies

L-com has added four new angled options to our existing, extensive offering of 90 degree angled USB cable assemblies. The photos below detail the connector position relative to the cable entry direction.

A Style Connectors

For A style connectors, the position of the connector dielectric* is key in determining the correct angle for your application. *Note: The connector dielectric is the plastic material that contains the contacts.

B Style Connectors



For B style connectors, the angled corners of the connector are key in determining the correct angle for your application.

Right Angle A

Left Angle A

Right Angle B

Left Angle B





CAA-90DMB5-M



CAA-90RMB5-M



CAA-90UMB5-M




CAA-90LMICB-M



CAA-90RMICB-M



CAA-90UMICB-M



CABLK90UA-UB-M



CABLK90RA-RB-M



CABLK90DA-DB-M

Item #	Description	1-9	10-24	25-99	100+
--------	-------------	-----	-------	-------	------

Angled USB 2.0 Mini B and Micro B Cable Assemblies - Eight Options to Choose From

Molded, angled connector hoods solve difficult connection issues in tight places. Four mold options each for USB mini B5 and micro B style connectors are now available. These high quality constructed cables feature USB 2.0 compliant 28 AWG power leads and are finished in black.

USB 2.0 Cable Assemblies - Up and Down Angle Mini B5 to Straight Type A

CAA-90UMB5-03M	USB Cable, Up Angle Mini B5 Male/Straight Type A Male, 0.3m	10.23	9.41	8.59	CALL
CAA-90UMB5-05M	USB Cable, Up Angle Mini B5 Male/Straight Type A Male, 0.5m	10.11	9.30	8.49	CALL
CAA-90UMB5-1M	USB Cable, Up Angle Mini B5 Male/Straight Type A Male, 1.0m	10.92	10.05	9.17	CALL
CAA-90UMB5-3M	USB Cable, Up Angle Mini B5 Male/Straight Type A Male, 3.0m	13.80	12.70	11.59	CALL
CAA-90DMB5-03M	USB Cable, Down Angle Mini B5 Male/Straight Type A Male, 0.3m	10.69	9.83	8.98	CALL
CAA-90DMB5-075M	USB Cable, Down Angle Mini B5 Male/Straight Type A Male, 0.75m	11.27	10.37	9.47	CALL
CAA-90DMB5-1M	USB Cable, Down Angle Mini B5 Male/Straight Type A Male, 1.0m	11.69	10.75	9.82	CALL
CAA-90DMB5-3M	USB Cable, Down Angle Mini B5 Male/Straight Type A Male, 3.0m	14.50	13.34	12.18	CALL

USB 2.0 Cable Assemblies - Left and Right Angle Mini B5 to Straight Type A

CAA-90LMB5-03M	USB Cable, Left Angle Mini B5 Male/Straight Type A Male, 0.3m	10.14	9.33	8.52	CALL
CAA-90LMB5-05M	USB Cable, Left Angle Mini B5 Male/Straight Type A Male, 0.5m	10.42	9.59	8.75	CALL
CAA-90LMB5-2M	USB Cable, Left Angle Mini B5 Male/Straight Type A Male, 2.0m	12.26	11.28	10.30	CALL
CAA-90LMB5-5M	USB Cable, Left Angle Mini B5 Male/Straight Type A Male, 5.0m	16.17	14.88	13.58	CALL
CAA-90RMB5-03M	USB Cable, Right Angle Mini B5 Male/Straight Type A Male, 0.3m	10.14	9.33	8.52	CALL
CAA-90RMB5-075M	USB Cable, Right Angle Mini B5 Male/Straight Type A Male, 0.75m	10.71	9.85	9.00	CALL
CAA-90RMB5-3M	USB Cable, Right Angle Mini B5 Male/Straight Type A Male, 3.0m	13.56	12.48	11.39	CALL
CAA-90RMB5-5M	USB Cable, Right Angle Mini B5 Male/Straight Type A Male, 5.0m	16.17	14.88	13.58	CALL

USB 2.0 Cable Assemblies - Up and Down Angle Micro B to Straight Type A

CAA-90UMICB-03M	USB Cable, Up Angle Micro B Male/Straight Type A Male, 0.3m	10.83	9.96	9.10	CALL
CAA-90UMICB-05M	USB Cable, Up Angle Micro B Male/Straight Type A Male, 0.5m	11.25	10.35	9.45	CALL
CAA-90UMICB-1M	USB Cable, Up Angle Micro B Male/Straight Type A Male, 1.0m	12.32	11.33	10.35	CALL
CAA-90UMICB-3M	USB Cable, Up Angle Micro B Male/Straight Type A Male, 3.0m	14.50	13.34	12.18	CALL
CAA-90DMICB-05M	USB Cable, Down Angle Micro B Male/Straight Type A Male, 0.5m	10.94	10.06	9.19	CALL
CAA-90DMICB-075M	USB Cable, Down Angle Micro B Male/Straight Type A Male, 0.75m	11.67	10.74	9.80	CALL
CAA-90DMICB-2M	USB Cable, Down Angle Micro B Male/Straight Type A Male, 2.0m	13.11	12.06	11.01	CALL
CAA-90DMICB-5M	USB Cable, Down Angle Micro B Male/Straight Type A Male, 5.0m	16.17	14.88	13.58	CALL

USB 2.0 Cable Assemblies - Left and Right Angle Micro B to Straight Type A

CAA-90LMICB-03M	USB Cable, Left Angle Micro B Male/Straight Type A Male, 0.3m	10.76	9.90	9.04	CALL
CAA-90LMICB-075M	USB Cable, Left Angle Micro B Male/Straight Type A Male, 0.75m	10.87	10.00	9.13	CALL
CAA-90LMICB-2M	USB Cable, Left Angle Micro B Male/Straight Type A Male, 2.0m	12.26	11.28	10.30	CALL
CAA-90LMICB-5M	USB Cable, Left Angle Micro B Male/Straight Type A Male, 5.0m	16.17	14.88	13.58	CALL
CAA-90RMICB-03M	USB Cable, Right Angle Micro B Male/Straight Type A Male, 0.3m	12.25	11.27	10.29	CALL
CAA-90RMICB-05M	USB Cable, Right Angle Micro B Male/Straight Type A Male, 0.5m	12.43	11.44	10.44	CALL
CAA-90RMICB-1M	USB Cable, Right Angle Micro B Male/Straight Type A Male, 1.0m	14.01	12.89	11.77	CALL
CAA-90RMICB-5M	USB Cable, Right Angle Micro B Male/Straight Type A Male, 5.0m	17.29	15.91	14.52	CALL

Angled USB 2.0 Cable Assemblies - Choice of 4 Mold Options, all Lengths and Styles at L-com.com

Molded, angled connector hoods solve difficult connection issues in tight places. Four mold options each for standard A and B style connectors are now available. These high quality constructed cables feature USB 2.0 compliant 24 AWG power leads and are finished in black.

Deluxe USB 2.0 Cable Assemblies - Left Angle Type A to Left Angle Type B, 30 Microinches (0.762µm) Gold

CABLK90LA-LB-03M	USB Cable, Left Angle Type A Male/Left Angle Type B Male, 0.3m	8.18	7.53	6.87	CALL
CABLK90LA-LB-05M	USB Cable, Left Angle Type A Male/Left Angle Type B Male, 0.5m	12.88	11.85	10.82	CALL
CABLK90LA-LB-1M	USB Cable, Left Angle Type A Male/Left Angle Type B Male, 1.0m	15.03	13.83	12.63	CALL
CABLK90LA-LB-2M	USB Cable, Left Angle Type A Male/Left Angle Type B Male, 2.0m	13.85	12.74	11.63	CALL
CABLK90LA-LB-3M	USB Cable, Left Angle Type A Male/Left Angle Type B Male, 3.0m	15.31	14.09	12.86	CALL
CABLK90LA-LB-5M	USB Cable, Left Angle Type A Male/Left Angle Type B Male, 5.0m	12.15	11.18	10.21	CALL

Deluxe USB 2.0 Cable Assemblies - Standard Type A to Right Angle Type B, 30 Microinches (0.762µm) Gold

CAABLK-90RB-03M	USB Cable, Standard Type A Male/Right Angle Type B Male, 0.3m	9.30	8.56	7.81	CALL
CAABLK-90RB-05M	USB Cable, Standard Type A Male/Right Angle Type B Male, 0.5m	9.55	8.79	8.02	CALL
CAABLK-90RB-1M	USB Cable, Standard Type A Male/Right Angle Type B Male, 1.0m	11.20	10.30	9.41	CALL
CAABLK-90RB-2M	USB Cable, Standard Type A Male/Right Angle Type B Male, 2.0m	14.21	13.07	11.94	CALL
CAABLK-90RB-3M	USB Cable, Standard Type A Male/Right Angle Type B Male, 3.0m	14.98	13.78	12.58	CALL
CAABLK-90RB-5M	USB Cable, Standard Type A Male/Right Angle Type B Male, 5.0m	16.13	14.84	13.55	CALL

Deluxe USB 2.0 Cable Assemblies - Down Angle Type A to Down Angle Type B, 30 Microinches Gold

CABLK90DA-DB-03M	USB Cable, Down Angle Type A Male/Down Angle Type B Male, 0.3m	12.13	11.16	10.19	CALL
CABLK90DA-DB-05M	USB Cable, Down Angle Type A Male/Down Angle Type B Male, 0.5m	12.62	11.61	10.60	CALL
CABLK90DA-DB-1M	USB Cable, Down Angle Type A Male/Down Angle Type B Male, 1.0m	13.97	12.85	11.73	CALL
CABLK90DA-DB-2M	USB Cable, Down Angle Type A Male/Down Angle Type B Male, 2.0m	14.81	13.63	12.44	CALL
CABLK90DA-DB-3M	USB Cable, Down Angle Type A Male/Down Angle Type B Male, 3.0m	15.31	14.09	12.86	CALL
CABLK90DA-DB-5M	USB Cable, Down Angle Type A Male/Down Angle Type B Male, 5.0m	12.15	11.18	10.21	CALL

USB Cable Assembly Male Connector Dust Covers - Pkg/10

These hard to find covers are perfect for protecting unused USB cable assembly connectors from physical damage, dirt and dust. Made from PVC, they attach easily and stay in place with a snug friction fit.

CVRUSB-A	USB Protective Cover for USB 2.0 and 3.0 Type A Plugs, Pkg/10	7.28	6.70	6.12	CALL
CVRUSB-B	USB Protective Cover for USB 2.0 Type B Plugs, Pkg/10	7.86	7.23	6.60	CALL

Item #	Description	1-9	10-24	25-99	100+
--------	-------------	-----	-------	-------	------

USB Type A Female Panel Mount to Type A Male Cable Assembly

These USB 2.0 panel mount cables are perfect for use inside a box or enclosure. The USB female side is flange-style panel mountable with an alternative, smaller body compared to the popular ECF504 series.

UPMAA-03M	USB Cable, Type A Female Panel Mount/Type A Male, 0.3m	9.56	8.80	8.03	CALL
UPMAA-05M	USB Cable, Type A Female Panel Mount/Type A Male, 0.5m	9.78	9.00	8.22	CALL
UPMAA-075M	USB Cable, Type A Female Panel Mount/Type A Male, 0.75m	10.31	9.49	8.66	CALL
UPMAA-1M	USB Cable, Type A Female Panel Mount/Type A Male, 1.0m	10.39	9.56	8.73	CALL
UPMAA-2M	USB Cable, Type A Female Panel Mount/Type A Male, 2.0m	11.40	10.49	9.58	CALL
UPMAA-3M	USB Cable, Type A Female Panel Mount/Type A Male, 3.0m	12.58	11.57	10.57	CALL

USB Type A Female Panel Mount with Ground Wire to Type A Male Cable Assembly

UPMAAGND-03M	USB Cable, Type A Female Panel Mount w/Ground Wire/Type A Male, 0.3m	9.90	9.11	8.32	CALL
UPMAAGND-05M	USB Cable, Type A Female Panel Mount w/Ground Wire/Type A Male, 0.5m	10.49	9.65	8.81	CALL
UPMAAGND-1M	USB Cable, Type A Female Panel Mount w/Ground Wire/Type A Male, 1.0m	11.06	10.18	9.29	CALL
UPMAAGND-2M	USB Cable, Type A Female Panel Mount w/Ground Wire/Type A Male, 2.0m	12.20	11.22	10.25	CALL
UPMAAGND-3M	USB Cable, Type A Female Panel Mount w/Ground Wire/Type A Male, 3.0m	13.33	12.26	11.20	CALL

USB Type A Female Panel Mount to Type B Male Cable Assembly

UPMAB-03M	USB Cable, Type A Female Panel Mount/Type B Male, 0.3m	9.97	9.17	8.37	CALL
UPMAB-05M	USB Cable, Type A Female Panel Mount/Type B Male, 0.5m	9.79	9.01	8.22	CALL
UPMAB-075M	USB Cable, Type A Female Panel Mount/Type B Male, 0.75m	10.49	9.65	8.81	CALL
UPMAB-1M	USB Cable, Type A Female Panel Mount/Type B Male, 1.0m	10.77	9.91	9.05	CALL
UPMAB-2M	USB Cable, Type A Female Panel Mount/Type B Male, 2.0m	11.85	10.90	9.95	CALL
UPMAB-5M	USB Cable, Type A Female Panel Mount/Type B Male, 5.0m	15.43	14.20	12.96	CALL

USB Type B Female Panel Mount to Type A Male Cable Assembly

UPMBA-03M	USB Cable, Type B Female Panel Mount/Type A Male, 0.3m	11.14	10.25	9.36	CALL
UPMBA-05M	USB Cable, Type B Female Panel Mount/Type A Male, 0.5m	11.75	10.81	9.87	CALL
UPMBA-2M	USB Cable, Type B Female Panel Mount/Type A Male, 2.0m	13.10	12.05	11.00	CALL
UPMBA-3M	USB Cable, Type B Female Panel Mount/Type A Male, 3.0m	13.28	12.22	11.16	CALL
UPMBA-5M	USB Cable, Type B Female Panel Mount/Type A Male, 5.0m	14.69	13.51	12.34	CALL

USB Type B Female Panel Mount to Type B Male Cable Assembly

UPMBB-03M	USB Cable, Type B Female Panel Mount/Type B Male, 0.3m	11.02	10.14	9.26	CALL
UPMBB-05M	USB Cable, Type B Female Panel Mount/Type B Male, 0.5m	10.80	9.94	9.07	CALL
UPMBB-1M	USB Cable, Type B Female Panel Mount/Type B Male, 1.0m	13.10	12.05	11.00	CALL
UPMBB-2M	USB Cable, Type B Female Panel Mount/Type B Male, 2.0m	15.81	14.55	13.28	CALL
UPMBB-4M	USB Cable, Type B Female Panel Mount/Type B Male, 4.0m	15.23	14.01	12.79	CALL

USB Type A Female Panel Mount to 5 Pin Female 0.100" (2.54mm) Header Connector

UPMA5-03M	USB Cable, Type A Female Panel Mount/5 Pin Female, 0.3m	8.37	7.70	7.03	CALL
UPMA5-05M	USB Cable, Type A Female Panel Mount/5 Pin Female, 0.5m	8.62	7.93	7.24	CALL
UPMA5-075M	USB Cable, Type A Female Panel Mount/5 Pin Female, 0.75m	8.85	8.14	7.43	CALL
UPMA5-1M	USB Cable, Type A Female Panel Mount/5 Pin Female, 1.0m	9.16	8.43	7.69	CALL
UPMA5-2M	USB Cable, Type A Female Panel Mount/5 Pin Female, 2.0m	10.83	9.96	9.10	CALL

USB Type B Female Panel Mount to 5 Pin Female 0.100" (2.54mm) Header Connector

UPMB5-03M	USB Cable, Type B Female Panel Mount/5 Pin Female, 0.3m	8.57	7.88	7.20	CALL
UPMB5-075M	USB Cable, Type B Female Panel Mount/5 Pin Female, 0.75m	9.11	8.38	7.65	CALL
UPMB5-1M	USB Cable, Type B Female Panel Mount/5 Pin Female, 1.0m	9.34	8.59	7.85	CALL
UPMB5-2M	USB Cable, Type B Female Panel Mount/5 Pin Female, 2.0m	10.37	9.54	8.71	CALL
UPMB5-3M	USB Cable, Type B Female Panel Mount/5 Pin Female, 3.0m	10.63	9.78	8.93	CALL

Panel Mount USB Cable- Type A or B Female Panel Mount to Female 5 Position 2mm Pitch Housing

UPMA5-2MM-03M	USB Cable, Type A Female Panel Mount/5 Position 2mm Female, 0.3m	8.93	8.22	7.50	CALL
UPMA5-2MM-075M	USB Cable, Type A Female Panel Mount/5 Position 2mm Female, 0.75m	9.34	8.59	7.85	CALL
UPMA5-2MM-1M	USB Cable, Type A Female Panel Mount/5 Position 2mm Female, 1.0m	9.57	8.80	8.04	CALL
UPMA5-2MM-2M	USB Cable, Type A Female Panel Mount/5 Position 2mm Female, 2.0m	9.88	9.09	8.30	CALL
UPMA5-2MM-3M	USB Cable, Type A Female Panel Mount/5 Position 2mm Female, 3.0m	10.75	9.89	9.03	CALL
UPMB5-2MM-03M	USB Cable, Type B Female Panel Mount/5 Position 2mm Female, 0.3m	9.44	8.68	7.93	CALL
UPMB5-2MM-05M	USB Cable, Type B Female Panel Mount/5 Position 2mm Female, 0.5m	9.97	9.17	8.37	CALL
UPMB5-2MM-075M	USB Cable, Type B Female Panel Mount/5 Position 2mm Female, 0.75m	8.91	8.20	7.48	CALL
UPMB5-2MM-1M	USB Cable, Type B Female Panel Mount/5 Position 2mm Female, 1.0m	9.38	8.63	7.88	CALL
UPMB5-2MM-2M	USB Cable, Type B Female Panel Mount/5 Position 2mm Female, 2.0m	9.99	9.19	8.39	CALL

USB 2.0 Type C Female Panel Mount to Type C Male Cable Assemblies

L-com's USB Type C Cable Assemblies provide a quick and easy way to connect older peripheral devices to a new computer, or to connect new peripherals that use a USB Type C connector to an older computer system. Our USB Type C cable assemblies feature simple "plug & play" connections to hand held devices and other devices that utilize USB Type C ports.

U3A00056-03M	USB 2.0 Type C Female Panel Mount to Type C Male, 0.3m	7.51	6.91	6.31	CALL
U3A00056-05M	USB 2.0 Type C Female Panel Mount to Type C Male, 0.5m	7.82	7.19	6.57	CALL
U3A00056-1M	USB 2.0 Type C Female Panel Mount to Type C Male, 1.0m	9.96	9.16	8.37	CALL
U3A00056-2M	USB 2.0 Type C Female Panel Mount to Type C Male, 2.0m	12.51	11.51	10.51	CALL
U3A00056-3M	USB 2.0 Type C Female Panel Mount to Type C Male, 3.0m	14.59	13.42	12.26	CALL


USB 3.0 Type C Female Panel Mount to Type C Male Cable Assemblies

L-com's USB 3.0 Type C female panel mountable connector to USB 3.0 Type C male metal shell connector for connection between USB Type C devices designed for high performance data, video and audio transfer. Screw mount design secures USB 3.0 Type C female connector to the panel, flexible mesh cable sleeving available lengths 0.3M, 0.5M, 1M, 2M, 3M to Type C Male connection.

U3A00057-03M	USB 3.0 Type C Female Panel Mount to Type C Male, 0.3m	9.38	8.63	7.88	CALL
U3A00057-05M	USB 3.0 Type C Female Panel Mount to Type C Male, 0.5m	10.58	9.73	8.89	CALL
U3A00057-1M	USB 3.0 Type C Female Panel Mount to Type C Male, 1.0m	13.19	12.13	11.08	CALL
U3A00057-2M	USB 3.0 Type C Female Panel Mount to Type C Male, 2.0m	16.68	15.35	14.01	CALL
U3A00057-3M	USB 3.0 Type C Female Panel Mount to Type C Male, 3.0m	19.44	17.88	16.33	CALL

USB 3.0 Type A Female Panel Mount to Type A Male Cable Assembly

UPMAA-30-03M	USB 3.0 Cable, Type A Female Panel Mount/Type A Male, 0.3m	22.46	21.11	19.76	CALL
UPMAA-30-05M	USB 3.0 Cable, Type A Female Panel Mount/Type A Male, 0.5m	23.10	21.71	20.33	CALL
UPMAA-30-1M	USB 3.0 Cable, Type A Female Panel Mount/Type A Male, 1.0m	24.46	22.99	21.52	CALL
UPMAA-30-2M	USB 3.0 Cable, Type A Female Panel Mount/Type A Male, 2.0m	26.94	25.32	23.71	CALL
UPMAA-30-3M	USB 3.0 Cable, Type A Female Panel Mount/Type A Male, 3.0m	29.42	27.65	25.89	CALL





Item #	Description	1-9	10-24	25-99	100+
--------	-------------	-----	-------	-------	------

USB 3.0 Industrial Harsh Environment A to A Male Cable Assemblies

Innovative design brings USB 3.0 connectivity to your equipment regardless of the operating environment. A gasket seal provides optimum protection from moisture and other contaminants with an IP67 rating. Using the standards-based USB 3.0 connection system insures compatibility with existing hardware and next generation. The double shielded cable offers protection from EMI/RFI interference.

U3A00058-1M	Industrial USB Cable, A Male/A Male, 1.0m	9.70	9.51	9.12	CALL
U3A00058-2M	Industrial USB Cable, A Male/A Male, 2.0m	12.56	12.31	11.81	CALL
U3A00058-3M	Industrial USB Cable, A Male/A Male, 3.0m	15.74	15.43	14.80	CALL

Waterproof USB Type A to A Cable Assemblies - Revision 2.0 Compliant IP67 Rated

As USB interconnect systems gain in popularity, so do the demands on the cabling systems. These waterproof cables can prevent costly repairs sometimes necessary when contaminants such as water and dust destroy standard USB connectors. Featuring a waterproof male USB A connector and a standard male USB A connector, these hard-to-find cables are IP67 rated. Mating waterproof female cable assemblies are available.

U2A00009-05M	Waterproof USB Type A Male/Standard Type A Male, 0.5m	16.94	16.60	15.92	CALL
U2A00009-1M	Waterproof USB Type A Male/Standard Type A Male, 1.0m	17.51	17.16	16.46	CALL
U2A00009-2M	Waterproof USB Type A Male/Standard Type A Male, 2.0m	19.13	18.75	17.98	CALL
U2A00009-3M	Waterproof USB Type A Male/Standard Type A Male, 3.0m	20.58	20.17	19.35	CALL
U2A00009-5M	Waterproof USB Type A Male/Standard Type A Male, 5.0m	23.50	23.03	22.09	CALL

Waterproof USB 2.0 Type C Male to Type A Male

U3A00064-1M	Waterproof USB 2.0 Type C to Type A, 1.0m	30.74	30.13	28.90	CALL
U3A00064-3M	Waterproof USB 2.0 Type C to Type A, 3.0m	35.43	34.72	33.30	CALL

Waterproof USB 3.0 Type C Female to Type A Male

U3A00026-1M	USB cable 3.0, waterproof Type C female to Type A male 1M	18.24	17.88	17.15	CALL
-------------	---	-------	-------	-------	------

Waterproof USB Cable Assemblies-IEC IP67 Rated, Revision 2.0 Compliant, Type A Male to Standard Type B Male

WPU5B8B-2M	USB Cable, Waterproof Panel Mt: Type A Male/Standard Type B Male, 2.0m	25.82	25.30	24.27	CALL
WPU5B8B-5M	USB Cable, Waterproof Panel Mt: Type A Male/Standard Type B Male, 5.0m	29.93	29.33	28.13	CALL

Waterproof USB 2.0 Cable Assemblies - Panel Mount Type A Female to Standard Type A Male

WPU5BAX-05M	USB Cable, Waterproof Panel Mt: Type A Female/Standard Type A Male, 0.5m	20.36	19.95	19.14	CALL
WPU5BAX-1M	USB Cable, Waterproof Panel Mt: Type A Female/Standard Type A Male, 1.0m	22.71	22.26	21.35	CALL
WPU5BAX-2M	USB Cable, Waterproof Panel Mt: Type A Female/Standard Type A Male, 2.0m	23.98	23.50	22.54	CALL
WPU5BAX-3M	USB Cable, Waterproof Panel Mt: Type A Female/Standard Type A Male, 3.0m	25.24	24.74	23.73	CALL
WPU5BAX-5M	USB Cable, Waterproof Panel Mt: Type A Female/Standard Type A Male, 5.0m	27.49	26.94	25.84	CALL

Waterproof USB 2.0 Cable Assemblies - Panel Mount Type B Female to Standard Type A Male

WPU5BBA-05M	USB Cable, Waterproof Panel Mt: Type B Female/Standard Type A Male, 0.5m	20.55	20.14	19.32	CALL
WPU5BBA-1M	USB Cable, Waterproof Panel Mt: Type B Female/Standard Type A Male, 1.0m	26.28	25.75	24.70	CALL
WPU5BBA-2M	USB Cable, Waterproof Panel Mt: Type B Female/Standard Type A Male, 2.0m	23.30	22.83	21.90	CALL
WPU5BBA-3M	USB Cable, Waterproof Panel Mt: Type B Female/Standard Type A Male, 3.0m	24.29	23.80	22.83	CALL
WPU5BBA-5M	USB Cable, Waterproof Panel Mt: Type B Female/Standard Type A Male, 5.0m	25.69	25.18	24.15	CALL

Waterproof USB 2.0 Cable Assemblies - Panel Mount Type B Male to Standard Type B Male

WPU5BBB-2M	USB Cable, Waterproof Panel Mt: Type B Male/Standard Type B Male, 2.0m	34.03	33.35	31.99	CALL
WPU5BBB-5M	USB Cable, Waterproof Panel Mt: Type B Male/Standard Type B Male, 5.0m	36.25	35.52	34.07	CALL

Waterproof USB Cable Assemblies - Mini B 5 Female to Mini B 5 Male

L-com's exclusive Waterproof USB Mini B 5 position cable assemblies are designed for the most demanding industrial applications where dust and moisture are present.

WPU5BMB5X-05M	Waterproof USB Cable, Mini B 5 Female/Mini B 5 Male, 0.5m	23.54	23.07	22.13	CALL
WPU5BMB5X-2M	Waterproof USB Cable, Mini B 5 Female/Mini B 5 Male, 2.0m	28.15	27.59	26.46	CALL

Waterproof Cover for WPU5BMB5X Series

WPU5BMINI-CVR	USB Cover for WPU5BMB5X Series Cables	10.73	10.09	9.44	CALL
---------------	---------------------------------------	-------	-------	------	------

Waterproof USB Field Installable Connectors - Revision 2.0 Compliant, IP67 Rated

Available in type A or B styles, these connectors are a perfect complement to our popular IP67 USB cable assemblies. Solder connectors and a sealing nut that conforms to any USB cable diameter allows the user to make their own water/dust proof cable assemblies. In addition, these connectors are panel mountable and mate with our male IP67 cable assemblies as well as our IP67 covers. L-com will manufacture custom cable assemblies using these connectors with short lead times and low minimum quantity requirements.

WPU5BCN-A-2.0	Waterproof Panel Mount USB 2.0 Type A Connector, Female	15.50	14.57	13.64	CALL
WPU5BCN-B-2.0	Waterproof Panel Mount USB 2.0 Type B Connector, Female	18.63	17.51	16.39	CALL

Waterproof USB Panel Mount Jack IP67 Rated

IP67 when mated Type A female to Type A female, front fastened with 2 point bayonet lock.

U2C00003	Waterproof USB A, Panel Mount Jack Female to Female	11.78	11.07	10.37	CALL
----------	---	-------	-------	-------	------

USB 2.0 Cable Assemblies - Shielded Waterproof Panel Mount Type A Female to Standard Type A Male

Fully shielded versions of our popular IP67 rated USB cables are now available. These cables feature a die cast steel panel mountable female USB A connector and a standard male USB A connector. The steel housing allows for efficient grounding to a panel or enclosure. Mates with shielded male IP67 rated cable series WPU5BABSH or cover and seal with part number WPCVR-SHLD-USB.

WPU5BAXSH-05M	USB Cable, Shld. Waterproof Panel Mnt. Type A Female/Std. Type A Male, 0.5m	39.09	37.53	35.96	CALL
WPU5BAXSH-1M	USB Cable, Shld. Waterproof Panel Mnt. Type A Female/Std. Type A Male, 1.0m	41.13	39.48	37.84	CALL
WPU5BAXSH-2M	USB Cable, Shld. Waterproof Panel Mnt. Type A Female/Std. Type A Male, 2.0m	41.79	40.12	38.45	CALL
WPU5BAXSH-5M	USB Cable, Shld. Waterproof Panel Mnt. Type A Female/Std. Type A Male, 5.0m	46.79	44.92	43.05	CALL

USB 2.0 Cable Assemblies - Shielded Waterproof Type A Male to Standard Type B Male

These cables feature a male USB A connector with a metal coupling nut and a standard male USB B connector. The type A connector is designed to mate with our WPU5BAXSH cable series to provide a completely shielded IP67 solution.

WPU5BABSH-05M	USB Cable, Shielded Waterproof Type A Male/Standard Type B Male, 0.5m	62.20	58.47	54.74	CALL
WPU5BABSH-2M	USB Cable, Shielded Waterproof Type A Male/Standard Type B Male, 2.0m	43.41	40.81	38.20	CALL
WPU5BABSH-5M	USB Cable, Shielded Waterproof Type A Male/Standard Type B Male, 5.0m	58.26	54.76	51.27	CALL

Shielded Waterproof Cap for WPU5BAXSH Series

WPCVR-SHLD-USB	Shielded Waterproof Cap for WPU5BAXSH Series	8.94	8.22	7.51	CALL
----------------	--	------	------	------	------

Item #	Description	Color	1-9	10-24	25-99	100+
USB Type A Female Shielded Panel Mount Coupler to USB Type A Male Connector, 30µ (0.762µm) Gold						
These options feature a bulkhead Type A jack to a molded Type A plug and USB 2.0 compliant cable. Assemblies are fully shielded and can be used in virtually any panel thickness. Recommended 4-40 mounting screws must be purchased separately (ECF440).						
ECF504-12AAS	USB Type A Coupler, Female Bulkhead/Male, 12" (30.5cm)	Silver	12.07	11.83	11.35	CALL
ECF504-24AAS	USB Type A Coupler, Female Bulkhead/Male, 24" (61.0cm)	Silver	12.60	12.35	11.84	CALL
ECF504-36AAS	USB Type A Coupler, Female Bulkhead/Male, 36" (91.4cm)	Silver	12.97	12.71	12.19	CALL
ECF504-72AAS	USB Type A Coupler, Female Bulkhead/Male, 72" (182.9cm)	Silver	14.03	13.75	13.19	CALL
ECF504-120AAS	USB Type A Coupler, Female Bulkhead/Male, 120" (304.8cm)	Silver	15.49	15.18	14.56	CALL



ECF504-12AAS



ECF504-12BBS

USB Type B Female Shielded Panel Mount Coupler to USB Type B Male Connector, 30µ (0.762µm) Gold						
Another unique panel mount USB option features a bulkhead Type B jack to a molded Type B plug attached via USB 2.0 compliant cable. These cables can be directly connected to a mating connector inside an enclosure. These assemblies are fully shielded. The recommended 4-40 mounting screws must be purchased separately (ECF440).						
ECF504-12BBS	USB Type B Coupler, Female Bulkhead/Male, 12" (30.5cm)	Silver	12.44	12.19	11.69	CALL
ECF504-24BBS	USB Type B Coupler, Female Bulkhead/Male, 24" (61.0cm)	Silver	12.85	12.59	12.08	CALL
ECF504-36BBS	USB Type B Coupler, Female Bulkhead/Male, 36" (91.4cm)	Silver	14.00	13.72	13.16	CALL
ECF504-72BBS	USB Type B Coupler, Female Bulkhead/Male, 72" (183.0cm)	Silver	17.09	16.75	16.06	CALL
ECF504-120BBS	USB Type B Coupler, Female Bulkhead/Male, 120" (305.0cm)	Silver	18.99	18.61	17.85	CALL



ECF504-5M



ECF504-B-5M

USB Type A or B Female Panel Mount Coupler to 5 Meter Un-terminated Pigtail Cable						
ECF504-5M	USB Type A Female Panel Mount Coupler/5.0m Cable	Silver	14.24	13.96	13.39	CALL
ECF504-B-5M	USB Type B Female Panel Mount Coupler/5.0m Cable	Silver	18.29	17.92	17.19	CALL
ECF440	Machine Screws, 4-40 x 5/16", Pkg/100		8.90	8.19	7.48	CALL

USB 2.0 Type A or B Female Panel Mount to Male Latching Type A Connector						
These cables can be directly connected to a mating connector inside an enclosure to provide lock down mating retention with any USB Type A jack. These assemblies are fully shielded and use L-com's popular ECF504 style housing that can be used with virtually any panel thickness.						
ECF504-12AAL	USB Type A Coupler, Female Bulkhead/Latching Male, 12" (30.5cm)	Black	15.49	15.18	14.56	CALL
ECF504-24AAL	USB Type A Coupler, Female Bulkhead/Latching Male, 24" (61.0cm)	Black	15.97	15.65	15.01	CALL
ECF504-36AAL	USB Type A Coupler, Female Bulkhead/Latching Male, 36" (91.4cm)	Black	16.50	16.17	15.51	CALL
ECF504-72AAL	USB Type A Coupler, Female Bulkhead/Latching Male, 72" (183.0cm)	Black	17.98	17.62	16.90	CALL
ECF504-120AAL	USB Type A Coupler, Female Bulkhead/Latching Male, 120" (305.0cm)	Black	20.18	19.78	18.97	CALL
ECF504-12BAL	USB Type B Coupler, Female Bulkhead/Latching Male, 12" (30.5cm)	Black	15.65	15.34	14.71	CALL
ECF504-24BAL	USB Type B Coupler, Female Bulkhead/Latching Male, 24" (61.0cm)	Black	16.13	15.81	15.16	CALL
ECF504-36BAL	USB Type B Coupler, Female Bulkhead/Latching Male, 36" (91.4cm)	Black	17.48	17.13	16.43	CALL
ECF504-72BAL	USB Type B Coupler, Female Bulkhead/Latching Male, 72" (183.0cm)	Black	19.05	18.67	17.91	CALL
ECF504-120BAL	USB Type B Coupler, Female Bulkhead/Latching Male, 120" (305.0cm)	Black	18.86	18.48	17.73	CALL



ECF504-AAL

USB 3.0 Type A Female Shielded Panel Mount Coupler to Type A Male Connector, 30µ (0.762µm) Gold						
This series features a bulkhead Type A 3.0 jack to a molded Type A 3.0 plug attached via USB 3.0 compliant cable. Integral to this design is a multi-layered PCB that maintains USB 3.0 speed and performance. USB 3.0 systems are up to 10 times faster than USB 2.0 - 4.8 Gbps versus 480 Mbps.						
ECF504-30-03AAS	USB 3.0 Type A Coupler, Female Bulkhead/Type A Male, 0.3m	Blue	23.78	22.83	21.88	CALL
ECF504-30-05AAS	USB 3.0 Type A Coupler, Female Bulkhead/Type A Male, 0.5m	Blue	24.24	23.27	22.30	CALL
ECF504-30-075AAS	USB 3.0 Type A Coupler, Female Bulkhead/Type A Male, 0.75m	Blue	25.04	24.04	23.04	CALL
ECF504-30-1AAS	USB 3.0 Type A Coupler, Female Bulkhead/Type A Male, 1.0m	Blue	25.37	24.36	23.34	CALL



ECF504-30-03AAS

Type A USB 2.0 and 3.0 Shielded Female Panel Mount to Type A to Male 90 Degree Cables						
Newly designed USB versions of our popular ECF style panel mount USB adapter cables are now available. This series features a bulkhead Type A jack to a molded Type A 90 degree plug attached via USB compliant cable. Integral to this design is a multi-layered PCB that maintains USB speed and performance. These assemblies are fully shielded and use L-com's popular ECF504 style housing that can be used with virtually any panel thickness. The recommended 4-40 mounting screws must be purchased separately (ECF440).						

Type A USB 2.0 Shielded Female Panel Mount to Type A to Male 90 Degree Down Exit Cable						
U2A00007-12I	USB 2.0 A Female Panel Mount to 90 Degree Down A Male, 12" (30.5cm)	Lt. Gray	5.79	5.67	5.44	CALL
U2A00007-24I	USB 2.0 A Female Panel Mount to 90 Degree Down A Male, 24" (61.0cm)	Lt. Gray	6.10	5.98	5.73	CALL
U2A00007-36I	USB 2.0 A Female Panel Mount to 90 Degree Down A Male, 36" (91.4cm)	Lt. Gray	6.36	6.23	5.98	CALL
U2A00007-72I	USB 2.0 A Female Panel Mount to 90 Degree Down A Male, 72" (183.0cm)	Lt. Gray	7.35	7.20	6.91	CALL
U2A00007-120I	USB 2.0 A Female Panel Mount to 90 Degree Down A Male, 120" (305.0cm)	Lt. Gray	8.60	8.43	8.08	CALL



U2A00007-12I

Type A USB 2.0 Shielded Female Panel Mount to Type A to Male 90 Degree Up Exit Cable						
U2A00008-12I	USB 2.0 A Female Panel Mount to 90 Degree Up A Male, 12" (30.5cm)	Lt. Gray	5.79	5.67	5.44	CALL
U2A00008-24I	USB 2.0 A Female Panel Mount to 90 Degree Up A Male, 24" (61.0cm)	Lt. Gray	6.10	5.98	5.73	CALL
U2A00008-36I	USB 2.0 A Female Panel Mount to 90 Degree Up A Male, 36" (91.4cm)	Lt. Gray	6.36	6.23	5.98	CALL
U2A00008-72I	USB 2.0 A Female Panel Mount to 90 Degree Up A Male, 72" (183.0cm)	Lt. Gray	7.35	7.20	6.91	CALL
U2A00008-120I	USB 2.0 A Female Panel Mount to 90 Degree Up A Male, 120" (305.0cm)	Lt. Gray	8.60	8.43	8.08	CALL



U2A00008-12I

Type A USB 3.0 Shielded Female Panel Mount to Type A to Male 90 Degree Down Exit Cable						
U3A00034-12I	USB 2.0 A Female Panel Mount to 90 Degree Down A Male, 12" (30.5cm)	Blue	12.98	12.72	12.20	CALL
U3A00034-24I	USB 2.0 A Female Panel Mount to 90 Degree Down A Male, 24" (61.0cm)	Blue	13.29	13.02	12.49	CALL
U3A00034-36I	USB 2.0 A Female Panel Mount to 90 Degree Down A Male, 36" (91.4cm)	Blue	13.66	13.39	12.84	CALL
U3A00034-50I	USB 2.0 A Female Panel Mount to 90 Degree Down A Male, 50" (127.0cm)	Blue	14.23	13.95	13.38	CALL
U3A00034-72I	USB 2.0 A Female Panel Mount to 90 Degree Down A Male, 72" (183.0cm)	Blue	14.70	14.41	13.82	CALL
U3A00034-120I	USB 2.0 A Female Panel Mount to 90 Degree Down A Male, 120" (305.0cm)	Blue	17.67	17.32	16.61	CALL



U3A00035-12I


Type A USB 3.0 Shielded Female Panel Mount to Type A to Male 90 Degree Up Exit Cable						
U3A00035-12I	USB 3.0 A Female Panel Mount to 90 Degree Up A Male, 12" (30.5cm)	Blue	12.98	12.72	12.20	CALL
U3A00035-24I	USB 3.0 A Female Panel Mount to 90 Degree Up A Male, 24" (61.0cm)	Blue	13.34	13.07	12.54	CALL
U3A00035-36I	USB 3.0 A Female Panel Mount to 90 Degree Up A Male, 36" (91.4cm)	Blue	13.66	13.39	12.84	CALL
U3A00035-50I	USB 3.0 A Female Panel Mount to 90 Degree Up A Male, 50" (127.0cm)	Blue	14.23	13.95	13.38	CALL
U3A00035-72I	USB 3.0 A Female Panel Mount to 90 Degree Up A Male, 72" (183.0cm)	Blue	14.70	14.41	13.82	CALL
U3A00035-120I	USB 3.0 A Female Panel Mount to 90 Degree Up A Male, 120" (305.0cm)	Blue	17.67	17.32	16.61	CALL



U3A00030-M

USB 3.0 Type A Coupler, Female Bulkhead to Male Latching Type A Male						
U3A00030-03M	USB 3.0 Type A Coupler, Female Bulkhead to Male Latching Type A Male, 0.3m	Blue	18.55	18.18	17.44	CALL
U3A00030-05M	USB 3.0 Type A Coupler, Female Bulkhead to Male Latching Type A Male, 0.5m	Blue	18.95	18.57	17.81	CALL
U3A00030-1M	USB 3.0 Type A Coupler, Female Bulkhead to Male Latching Type A Male, 1.0m	Blue	19.45	19.06	18.28	CALL
U3A00030-105M	USB 3.0 Type A Coupler, Female Bulkhead to Male Latching Type A Male, 105.0m	Blue	20.90	20.48	19.65	CALL





Item #	Description	Color	1-9	10-24	25-99	100+
Panel Mounted USB Type Couplers, 30 Microinches (0.762µm) Gold						
These couplers are great for connecting USB style connectors into panels, etc. Available in many USB connector combinations with your choice of shielded and unshielded versions. Recommended 4-40 mounting screws must be purchased separately.						
ECF504-UAA	USB Type A/Type A Coupler	Ivory	7.52	7.37	7.07	CALL
ECF504-UAB	USB Type A/Type B Coupler	Ivory	7.45	7.30	7.00	CALL
ECF504-UBA	USB Type B/Type A Coupler	Ivory	7.97	7.81	7.49	CALL
ECF504B-UAA	USB Type A/Type A Coupler	Black	7.45	7.30	7.00	CALL
ECF504B-UAB	USB Type A/Type B Coupler	Black	7.38	7.23	6.94	CALL
ECF504B-UBA	USB Type B/Type A Coupler	Black	7.45	7.30	7.00	CALL
ECF504-UAAS	USB Type A/Type A Coupler, Shielded	Silver	8.61	8.44	8.09	CALL
ECF504-UABS	USB Type A/Type B Coupler, Shielded	Silver	8.61	8.44	8.09	CALL
ECF504-BAS	USB Type B/Type A Coupler, Shielded	Silver	8.61	8.44	8.09	CALL
ECF440	Machine Screws, 4-40 x 5/16", Pkg/100		8.90	8.19	7.48	CALL

USB Panel Mount Adapter - High Retention Connectors, 30 Microinches (0.762µm) Gold

L-com's ECF style High Retention USB adapters provide an easy to use mountable USB solution featuring a high retention connector that provides 50% (minimum) greater connector retention than standard USB connectors. This feature is ideal for applications where mated cables can become detached by jostling, vibration, etc. These adapters are available in B-A, A-A, and A-B connector configurations, and all three feature a shielded housing. L-com's 4-40 screws (PN# ECF440) are used to mount these adapters and are sold separately.

ECF504-BAS-HR	USB Type B Female/Type A Female	Silver	13.74	13.47	12.92	CALL
ECF504-UAAS-HR	USB Type A Female/Type A Female	Silver	16.52	16.19	15.53	CALL
ECF504-UABS-HR	USB Type A Female/Type B Female	Silver	16.52	16.19	15.53	CALL
ECF440	Machine Screws, 4-40 x 5/16", Pkg/100		8.90	8.19	7.48	CALL

USB Type A and B Panel Couplers with 10" Wire Leads, 30 Microinches (0.762µm) Gold

Similar to our ECF504 USB coupler except with wire leads in the rear to connect to equipment. Choose from USB Type A or B jacks in black or ivory. Wires are 20 AWG (2 power) and 24 AWG (2 signal) stranded wires with an additional drain to shield. Recommended 4-40 mounting screws must be purchased separately.

ECJ504-UA	USB Type A Jack, 10" (25.4cm) Leads	Ivory	7.84	7.68	7.37	CALL
ECJ504-UB	USB Type B Jack, 10" (25.4cm) Leads	Ivory	8.99	8.81	8.45	CALL
ECJ504B-UA	USB Type A Jack, 10" (25.4cm) Leads	Black	7.04	6.90	6.62	CALL
ECJ504B-UB	USB Type B Jack, 10" (25.4cm) Leads	Black	7.04	6.90	6.62	CALL
ECF440	Machine Screws, 4-40 x 5/16", Pkg/100		8.90	8.19	7.48	CALL

Flanged Panel Mounted USB 2.0 Coupler - Type A to A, A to B, and B to A Connectors, Fully Shielded

These unique products combine L-com's fully shielded keystone couplers with a solid die-cast metal mounting frame allowing for mounting in virtually any panel thickness. Three coupler options are available - A to A, A to B, and B to A. 4-40 machine screws are provided.

ECF504-AA	USB Keystone Flanged Coupler, Type A Female/Type A Female	Silver	12.68	11.67	10.65	CALL
ECF504-AB	USB Keystone Flanged Coupler, Type A Female/Type B Female	Silver	12.44	11.44	10.45	CALL
ECF504-BA	USB Keystone Flanged Coupler, Type B Female/Type A Female	Silver	12.44	11.44	10.45	CALL

USB Surge/Lightning Protectors - Type A to A and A to B Connectors, Panel Mountable

The L-com AL-ECF504 series USB surge protectors are commercial quality devices designed to protect a computer's sensitive USB port from surges and spikes from attached devices. To ensure USB 2.0 speeds, these device use ultra-low capacitance diodes to protect the data lines. In addition, a protection device clamps the power lines to safe levels. They can be mounted on an enclosure, panel mounted or used in-line as a stand alone product. Mounting screws must be purchased separately.

AL-ECF504-AB	USB Surge/Lightning Protector, Type A/B	Silver	22.69	21.33	19.97	CALL
AL-ECF504-AA12	USB Type A Female Bulkhead/Type A Male, 12" (30.5cm) Pigtail	Lt. Gray	25.45	23.92	22.40	CALL
AL-ECF504-AB12	USB Type A Female Bulkhead/Type B Male, 12" (30.5cm) Pigtail	Lt. Gray	25.45	23.92	22.40	CALL
ECF440	Machine Screws, 4-40 x 5/16", Pkg/100		8.90	8.19	7.48	CALL

USB Keystone Feed Through Couplers -Type A to A, A to B, and B to A Connectors, Fully Shielded

L-com's shielded USB keystone couplers can be easily installed into panels, wall plate openings and enclosures. Three options are available, all with female connectors - A/B, A/A & B/A. The stamped metal shell and one piece design provides maximum protection from data corrupting EMI/RFI. Contact us today for special pricing for your larger projects.

UADKEY-AA	USB Keystone Coupler, Type A Female/Type A Female	Silver	10.86	9.99	9.12	CALL
UADKEY-AB	USB Keystone Coupler, Type A Female/Type B Female	Silver	10.78	9.92	9.06	CALL
UADKEY-BA	USB Keystone Coupler, Type B Female/Type A Female	Silver	11.08	10.19	9.31	CALL

USB 3.0 Panel Mount Adapter

Panel mount USB 3.0 Type A to A female adapter, easy installation, ideal for rack mountable applications.

U3C00032	USB 3.0 Panel Mount Type A/A Female	Black	9.85	9.06	8.27	CALL
----------	-------------------------------------	-------	------	------	------	------

USB 3.0 Harsh Environment Coupler

Bring waterproof protection to your network today with L-com's IP67 rated USB 3.0 bulkheads. These couplers are designed to keep things simple as they do not require special mating assemblies and are designed to be capped when not in use. As such, each coupler comes with a dust cap tethered by a lanyard. A coupling nut and o-ring along with a simple cut-out allow for mounting without additional hardware or tooling. The inner side of the coupler has as little protrusion as possible allowing you have the maximum space to work with inside your panel or box.

U3C00031	USB - Harsh Environment USB 3.0 Type A/F to A/F Coupler	Black	12.09	11.12	10.16	CALL
----------	---	-------	-------	-------	-------	------

USB 2.0 Waterproof Type C Panel Mounted PC Tail Connector

U3B00001	USB 2.0 Waterproof Type C Panel Mounted PC Tail Connector		20.48	19.25	18.02	CALL
----------	---	--	-------	-------	-------	------

Item #	Description	Color	1-9	10-24	25-99	100+
--------	-------------	-------	-----	-------	-------	------

USB 2.0 Adapters - Molded and Fully Shielded

These adapters provide an economical way for users to solve gender and connector type mismatches among standard USB connectors.

UAD010MF	USB Adapter, Type A Male/Type B Female	Lt. Gray	5.61	5.50	5.27	CALL
UAD011FM	USB Adapter, Type A Female/Type B Male	Lt. Gray	5.61	5.50	5.27	CALL
UAD012FF	USB Adapter, Type B Female/Type B Female	Lt. Gray	5.61	5.50	5.27	CALL
UAD013FF	USB Adapter, Type A Female/Type B Female	Lt. Gray	5.60	5.49	5.26	CALL
UAD014MM	USB Adapter, Type A Male/Type A Male	Lt. Gray	5.61	5.50	5.27	CALL
UAD015FF	USB Adapter, Type A Female/Type A Female	Lt. Gray	5.61	5.50	5.27	CALL
UAD016MM	USB Adapter, Type B Male/Type B Male	Lt. Gray	5.61	5.50	5.27	CALL
UAD017FM	USB Adapter, Type A Female/Mini DIN 6 Male	Green	5.61	5.50	5.27	CALL
UAD018MF	USB Adapter, Type A Male/Mini DIN 6 Female	Lt. Gray	5.61	5.50	5.27	CALL
UAD019FM	USB Adapter, Type A Female/Mini-B5 Male	Black	5.60	5.49	5.26	CALL
UAD026MF	USB Adapter, Type A Male/Female	Lt. Gray	5.60	5.49	5.26	CALL
UAD027MF	USB Adapter, Type B Male/Female	Lt. Gray	5.60	5.49	5.26	CALL

USB 2.0 Micro B Adapters

UAD030MF	USB Adapter, Micro B Male/Mini B5 Female	Black	5.60	5.49	5.26	CALL
UAD031MM	USB Adapter, Micro B Male/Standard A Male	Black	5.61	5.50	5.27	CALL
UAD032FM	USB Adapter, Micro B Male/Standard A Female	Lt. Gray	5.60	5.49	5.26	CALL
UAD033FM	USB Adapter, Micro B Male/Standard B Female	Lt. Gray	5.61	5.50	5.27	CALL

USB 3.0 Adapters

UAD035MF	USB 3.0 Socket Saver, Type A Male/Type A Female	Blue	11.43	11.20	10.74	CALL
UAD036FF	USB 3.0 Gender Changer, Type A Female/Type A Female	Blue	11.43	11.20	10.74	CALL
UAD037MM	USB 3.0 Gender Changer, Type A Male/Type A Male	Blue	11.43	11.20	10.74	CALL

USB 3.1 Adapter

UAD31AMCF	USB A to Type C Female	Black	15.91	14.96	14.00	CALL
-----------	------------------------	-------	-------	-------	-------	------

USB Type A Low Profile Right Angle Adapters

L-com's UADAA90 series low profile right angle USB adapters are perfect for tight fit applications. Two exit options are available allowing cables to exit in opposite directions. These USB adapters are a much lower cost solution when compared to rotating USB adapters.

UADAA90-1	Right Angle USB Adapter, Type A Male/Female, Exit 1	Lt. Gray	9.40	8.65	7.90	CALL
UADAA90-2	Right Angle USB Adapter, Type A Male/Female, Exit 2	Lt. Gray	9.40	8.65	7.90	CALL

USB Type B Low Profile Right Angle Adapters

L-com's UADBB90 series low profile right angle USB adapters feature two exit options allowing cables to exit in opposite directions. Our UADBB90 series USB adapters are a much lower cost solution when compared to rotating USB adapters. Additionally, these robust 90° USB adapters feature 20 AWG power leads for maximum power transfer and 100% shielding throughout for protection against data corrupting EMI/RFI.

UADBB90-1	Right Angle USB Adapter, Type B Male/Female, Exit 1	Lt. Gray	9.40	8.65	7.90	CALL
UADBB90-2	Right Angle USB Adapter, Type B Male/Female, Exit 2	Lt. Gray	9.40	8.65	7.90	CALL

USB 2.0 Mini B5 or Micro B Male to Female Low Profile Right Angle Adapters

L-com's low profile right angle USB adapters are perfect for tight fit applications. Two exit options are available allowing cables to exit in opposite directions. Additionally, these robust 90° USB adapters feature 30 microinch (0.762µm) gold plated contacts to stand up to many mating cycles and 100% shielding throughout for protection against data corrupting EMI/RFI.

UAD2.0MB5-1	Right Angle USB Adapter, Mini B Male/Female, Exit 1	Black	9.40	8.65	7.90	CALL
UAD2.0MB5-2	Right Angle USB Adapter, Mini B Male/Female, Exit 2	Black	6.63	6.10	5.57	CALL
UAD2.0MICB-1	Right Angle USB Adapter, Micro B Male/Female, Exit 1	Black	7.74	7.12	6.50	CALL
UAD2.0MICB-2	Right Angle USB Adapter, Micro B Male/Female, Exit 2	Black	7.06	6.50	5.93	CALL

USB 2.0 Micro Adapter

The Micro USB B interface is rapidly gaining in popularity for use with cell phones and personal digital assistants (PDA's). Five adapters are now available to adapt standard USB connectors to this emerging interface.

U2C00011	USB 2.0 Micro B Male to USB A Female Adapter	Black	5.58	5.47	5.25	CALL
----------	--	-------	------	------	------	------

USB 3.0 Micro Adapter

Help solve mismatched applications in the field or allow for easy cable extension. Adapter helps save money by adapting your existing cables from existing devices to newer Host devices.

U3C00025	USB 3.0 Type A Female to Male Micro B Adapter	Blue	5.94	5.58	5.23	CALL
----------	---	------	------	------	------	------

USB Type C Adapters

USB Type C adapters are now available to help solve Type C port devices interface with existing USB Type peripherals. UAD041MF, UAD042MF and UAD043MF.

USB 2.0 Type C Adapter

UAD042MF	USB 2.0 Type C Male to USB Micro B Female	Black	10.77	10.12	9.48	CALL
----------	---	-------	-------	-------	------	------


USB 3.0 Type C Adapter

UAD041MF	USB 3.0 Type C Male to USB 3.0 Type A Female	Black	12.09	11.36	10.64	CALL
----------	--	-------	-------	-------	-------	------

USB 3.1 Type C Adapter

UAD043MF	USB 3.1 Type C Male to USB 3.1 Type C Female	Black	12.88	12.11	11.33	CALL
----------	--	-------	-------	-------	-------	------





Item #	Description	List Price
--------	-------------	------------

LSZH USB Revision 2.0 Compliant Bulk Cable

Halogen free USB bulk cable features a flexible LSZH jacket that covers the braid, foil, and drain wire shield. Low smoke zero halogen cable reduces the amount of toxic and corrosive gases emitted during combustion. Typically used in poorly ventilated areas, low smoke zero halogen is very popular with military contractors and anywhere the protection of people and equipment from toxic and corrosive gases is critical. Choose from 100, 500 or 1000 foot put-ups. Jacket color is black. Available in both 28/20 AWG and 28/28 AWG. Compatible with L-com CNUUSB connector series.

U2D00002-100F	LSZH USB Revision 2.0 Compliant Bulk Cable 100ft Spool 28/28	22.62
U2D00002-500F	LSZH USB Revision 2.0 Compliant Bulk Cable 500ft Spool 28/28	101.39
U2D00002-1000F	LSZH USB Revision 2.0 Compliant Bulk Cable 1000ft Spool 28/28	202.31

Item #	Description	Color	1-9	10-24	25-99	100+
--------	-------------	-------	-----	-------	-------	------

USB Revision 2.0 Compliant Bulk Cable

This cable will support the 480 Mbps transmission rate of a USB 2.0 network and is also backward compatible with older, slower USB networks. USB bulk cable features two 20 AWG power conductors plus one 28 AWG twisted pair for the data lines.

CSUSB-100	USB Revision 2.0 Compliant Bulk Cable, 100ft (30.5m) Spool	Lt. Gray	67.54	63.49	59.44	CALL
CSUSB-500	USB Revision 2.0 Compliant Bulk Cable, 500ft (152.4m) Spool	Lt. Gray	309.72	291.14	272.55	CALL
CSUSB-1000	USB Revision 2.0 Compliant Bulk Cable, 1000ft (304.8m) Spool	Lt. Gray	538.41	506.11	473.80	CALL

USB Revision 2.0 Compliant Bulk Cable

USB bulk cable features two 24 or 28 AWG power conductors plus one 28 AWG twisted pair for the data lines.

CBL-USB2-2824-100	USB Revision 2.0 Compliant Bulk Cable, 100ft (30.5m) Spool	Black	48.21	45.32	42.42	CALL
CBL-USB2-2824-500	USB Revision 2.0 Compliant Bulk Cable, 500ft (152.4m) Spool	Black	222.82	209.45	196.08	CALL
CBL-USB2-2824-1000	USB Revision 2.0 Compliant Bulk Cable, 1000ft (304.8m) Spool	Black	394.50	370.83	347.16	CALL
CBL-USB2-2828-100	USB Revision 2.0 Compliant Bulk Cable, 100ft (30.5m) Spool	Black	33.83	31.80	29.77	CALL
CBL-USB2-2828-500	USB Revision 2.0 Compliant Bulk Cable, 500ft (152.4m) Spool	Black	150.54	141.51	132.48	CALL
CBL-USB2-2828-1000	USB Revision 2.0 Compliant Bulk Cable, 1000ft (304.8m) Spool	Black	255.72	240.38	225.03	CALL



U3D00001-100F
U3D00001-500F
U3D00001-1000F

LSZH USB Revision 2.0 Compliant Bulk Cable

Halogen free USB bulk cable features two 20 AWG power conductors plus one 28 AWG twisted pair for the data lines. A flexible LSZH jacket covers the braid, foil and drain wire shield.

CBL-USBZ-2820-100	LSZH USB Revision 2.0 Compliant Bulk Cable, 100ft (30.5m) Spool	Black	140.44	132.01	123.59	CALL
CBL-USBZ-2820-500	LSZH USB Revision 2.0 Compliant Bulk Cable, 500ft (152.4m) Spool	Black	668.35	628.25	588.15	CALL
CBL-USBZ-2820-1000	LSZH USB Revision 2.0 Compliant Bulk Cable, 1000ft (304.8m) Spool	Black	1157.11	1087.68	1018.26	CALL

USB Revision 3.0 Compliant Bulk Cable

USB 3.0 compliant bulk cable will support 4.8Gbps with 30/32/22 AWG cable construction, features a double shielded design and is backwards compatible with older USB standards.

U3D00001-500F	USB Revision 3.0 Compliant Bulk Cable, 500F Spool 30/32/22	Black	182.35	171.41	160.47	CALL
U3D00001-1000F	USB Revision 3.0 Compliant Bulk Cable, 1000F Spool 30/32/22	Black	364.70	342.82	320.94	CALL
U3D00001-2000F	USB Revision 3.0 Compliant Bulk Cable, 2000F Spool 30/32/22	Black	729.40	685.64	641.87	CALL

USB Connectors and Hoods, Type A and B

USB connectors and hoods are now available for custom lengths and applications. Connectors feature gold plated solder contacts, nickel-plated steel shells and a UL94V-0 rated housing.

USBCN2.0-A	USB Type A Connector		2.00	1.96	1.88	CALL
USBCN2.0-B	USB Type B Connector		2.03	1.99	1.91	CALL
USBHD2.0-Z-A	LSZH USB Type A Hood	Black	1.28	1.25	1.20	CALL
USBHD2.0-Z-B	LSZH USB Type B Hood	Black	1.31	1.28	1.23	CALL
USBHD2.0-A	USB Type A Hood	Lt. Gray	0.93	0.91	0.87	CALL
USBHD2.0-B	USB Type B Hood	Lt. Gray	0.93	0.91	0.87	CALL

USB Type A and B Female Field Termination Connector

The USB field termination female connectors provide an easy and convenient way to perform field termination for USB applications. USB 2.0 standard A and B connector styles are available. Separate connection points are provided for all 4 positions of the connector plus the ground. Terminal block design with set screws provides reliable electrical connections utilizing no special tools. The terminal block area is clearly marked making proper termination virtually foolproof. Panel mountable using 4-40 screws provided.

USBAFT	USB Field Termination Connector, Type A Female	8.55	8.04	7.52	CALL
USBBFT	USB Field Termination Connector, Type B Female	8.29	7.79	7.30	CALL

USB Panel Mountable PCB Connectors - Type A and B

This unique L-com design allows an easy, efficient way to mount USB 2.0 Type A and B PCB connectors using 4-40 screws. 30 microinch gold plated contacts insure many mating cycles without compromising performance. These are the same connectors used in our field termination terminal block connectors. PCB connectors sold in packages of 10.

UC-A-PMT	USB Panel Mount Type A PCB Connector	Silver	17.34	16.30	15.26	CALL
UC-B-PMT	USB Panel Mount Type B PCB Connector	Silver	17.34	16.30	15.26	CALL



Item #	Description	Color	1-9	10-24	25-99	100+
USB Type A, B, Mini B5 and Micro B Female Connector Covers - Protect Unused Ports, Pkg/10						
These covers are perfect for protecting unused female ports in our panel mount couplers or any expensive equipment from physical damage, dirt and dust. Made from soft ABS, these covers attach easily and stay in place with a snug friction fit.						
CAPUSB-A	USB Protective Cover for Type A Jacks, Pkg/10	Black	8.95	8.23	7.52	CALL
CAPUSB-B	USB Protective Cover for Type B Jacks, Pkg/10	Black	9.19	8.45	7.72	CALL
CAPUSB-MB5	USB Protective Cover for Type Mini B5 Jacks, Pkg/10	Black	9.28	8.54	7.80	CALL
CAPUSB-MICB	USB Protective Cover for Type Micro B Jacks, Pkg/10	Black	9.19	8.45	7.72	CALL

USB Cable Assembly Male Connector Dust Covers - Pkg/10

These hard to find covers are perfect for protecting unused USB cable assembly connectors from physical damage, dirt and dust. Made from PVC, they attach easily and stay in place with a snug friction fit.

CVRUSB-A	USB Protective Cover for USB 2.0 and 3.0 Type A Plugs, Pkg/10	Black	7.28	6.70	6.12	CALL
CVRUSB-B	USB Protective Cover for USB 2.0 Type B Plugs, Pkg/10	Black	7.86	7.23	6.60	CALL
CVRUSB-MB4	USB Protective Cover for USB 2.0 Type Mini B4 Plugs, Pkg/10	Black	7.86	7.23	6.60	CALL
CVRUSB-MB5	USB Protective Cover for USB 2.0 Type Mini B5 Plugs, Pkg/10	Black	7.86	7.23	6.60	CALL
CVRUSB-MICB	USB Protective Cover for USB 2.0 Type Micro B Plugs, Pkg/10	Black	7.86	7.23	6.60	CALL
CVRUSB3.0-B	USB Protective Cover for USB 3.0 Type B Plugs, Pkg/10	Black	7.86	7.23	6.60	CALL
CVRUSB3.0-MICB	USB Protective Cover for USB 3.0 Type Micro B Plugs, Pkg/10	Black	7.86	7.23	6.60	CALL

USB Protective Covers with Lanyard - for Type A and B Jacks - Pkg/10

These new covers add a lanyard feature to enhance our existing USB cover product line. They are perfect for protecting unused USB female ports in our panel mount couplers or any expensive equipment from physical damage, dirt and dust. The lanyard is perfectly sized to fit the 4-40 screws used in our ECF and UPM panel mount products. Made from soft polyethylene, these covers attach easily and stay in place with a snug friction fit.

CAP-A-USB-LAN	USB Protective Cover with Lanyard for USB Type A Jacks, Pkg/10	Black	9.50	8.74	7.98	CALL
CAP-B-USB-LAN	USB Protective Cover with Lanyard for USB Type B Jacks, Pkg/10	Black	9.68	8.91	8.13	CALL



CAPUSB-A


CAPUSB-B



CVRUSB-MB4



CVRUSB3.0-MICB



CAP-A-USB-LAN

CAP-B-USB-LAN

USB Conversion

USB has quickly become the defacto PC/Peripheral data interface of the 21st century. Data transfer speeds have rapidly increased from the original USB 1.1 specification of 12 Mbps (Released in 1998) to the then astounding Hi-Speed USB 2.0 specification of 480 Mbps (Released in 2000) and now the revolutionary SuperSpeed USB 3.0 specification of 5 Gbps (Released in 2008) is finally becoming more common on most new Desktop/Laptop computers, external storage devices and peripherals.

However, there are a wide array of legacy devices that many still need to interact with due to infrastructure demands or upgrade costs. The versatility of the USB protocol allows for a variety of conversion products to accommodate these devices and allows them to communicate with today's computer equipment.

USB conversion products are available to replicate the standard RS232 serial port(s) found on older computer systems. Conversion products are also available to replicate IEEE-1284 parallel printer ports as well as older PS/2 Mini-Din Keyboard and Mouse interfaces that were also quite common on older computers, allowing for the continued use of older peripherals. There are even conversion products available for more exotic industrial interfaces like IEEE-488 (GPIB).

Item #	Description	List Price
--------	-------------	------------

USB to RS232 Converter Cable

This easy to install USB to serial converter allows you to connect a USB port on a PC or laptop to legacy RS232 devices such as PDAs, GPS systems etc. This USB to serial converter features DB9 male connectors for the RS232 connection and a USB type A Male connector for the PC or Laptop connection. Each USB to serial converter ships with a driver/installation CD.

UMC-201	USB to RS232 Converter Cable, 1 meter	37.85
---------	---------------------------------------	-------

USB to RS232 Converters 2 and 4 Port

These easy to install converters allow you to connect a USB port on a PC or laptop to legacy RS232 devices such as PDAs, GPS systems etc. These converters feature DB9 male connectors for the RS232 connection and a USB type A Male connector for the PC or laptop connection. Each converter ships with a driver/installation CD.

UMC-102	USB to RS232 Converter, 2 RS232 DB9 Male	57.35
UMC-104	USB to RS232 Converter, 4 RS232 DB9 Male	97.09

USB to IEEE 1284 Printer Port Converter Cable

UC1284B is a USB to parallel port converter. It converts the USB on PCs, notebook PCs and handheld computing devices into a parallel port for printer connection.

UC1284B	USB to IEEE 1284 Printer Port Converter Cable, 6.0ft (1.8m)	32.00
---------	---	-------

Tripp Lite USB to PS/2 Adapter

Tripp Lite's TL-U219-000R USB to PS/2 adapter is a fast, easy way to connect a PS/2 keyboard and mouse to the USB ports on a computer. This USB converter includes foil shielding for reliable error-free data communication. **As an authorized Tripp Lite reseller, we can bid on RFQs for any Tripp Lite part numbers. Contact us to request a non-obligatory quote.**

TL-U219-000R	Tripp Lite USB to PS/2 Adapter	23.07
--------------	--------------------------------	-------


USB to GPIB Converter Cable

The USB-488 is a USB to GPIB controller module that converts any PC with a USB interface into a full-function, IEEE 488.2 Bus Controller. The unit performs all of the basic IEEE-488.1 functions such as talker, listener and system controller. Its IEEE-488.2 controller routines make it fully compliant with the IEEE 488.2 specification. The USB-488 module is a Plug and Play USB peripheral that supports Microsoft Windows 98SE/ME/2000/XP operating systems. The driver includes National Instruments' style 488.1 'ib' and 488.2 command Sets. Additionally the driver provides support for Visual Basic and C/C++ language programs and is compatible with National Instruments' VISA and LabView.

USB-488	USB to GPIB Converter Cable	583.04
---------	-----------------------------	--------



UMC-201



UMC-104 (Front view)

UMC-104 (Back view)



UC1284B



TL-U219-000R



USB-488



FIREWIRE, DIN, SCSI, SATA

What is Firewire?

Firewire is a high speed communication interconnect standard defined by IEEE-1394. It was originally developed to connect PCs to other PCs or to peripherals such as digital cameras, camcorders, scanners, etc. An attractive advantage is the devices are hot pluggable (live connection/disconnection without data loss or interruption).

What is SCSI?

Small Computer System Interface or SCSI is a standard and interface for transferring data between PCs and peripherals such as disk drives. Some SCSI interfaces are also found on peripherals such as scanners and CD drives.

What is SATA?

SATA or Serial ATA is a storage interface used to connect laptop and desktop computers or external mass storage devices such as a hard disk drives or optical drives. SATA can support data transfer rates as high as 3.0 Gbps per device (depending on hardware used).

What is eSATA?

eSATA or external SATA, was developed in 2004 to provide external high speed connectivity to external storage devices. eSATA technology supports hot plugging and a maximum cable length of 2 meters.

What are DIN and Mini DIN?

DIN stands for Deutsches Institut für Normung which is the German standards organization that developed this interface. DIN connectors are available in many configurations from 3 to 9 positions. Also there are several different versions of the 5 pin connector where the angle of the arc swept between the first and last pin can be 180°, 240° or 270°. The most common uses for DIN connectors are analog audio, AT keyboard and mouse connections and MIDI applications.

Mini DIN connectors were also developed by Deutsches Institut für Normung. These connectors are similar to the DIN series but feature a smaller diameter connector and are available in different styles (pin counts and pin orientation). Some popular applications for Mini DIN connectors include S-Video and PS/2 Keyboard and mouse interconnects.

Common Connector Types

• SATA, eSATA,



Serial ATA Latching



Serial ATA



External Serial ATA

• Firewire



• Type 1 (6 position) connectors are typically located on computers and hubs.



• Type 2 (4 position) connectors are commonly found on peripheral devices.



• Type B (9 position) connectors are commonly found on computers and hubs.

• DIN and Mini DIN



• 6 Pin Mini DIN PS/2 Keyboards and Mice



• 5 Pin DIN AT Keyboards



• 8 Pin Mini DIN Macintosh Peripherals

• SCSI



.8mm Male



HPDB50 Male



HPDB68 Male



DB50 Male



CN50 Male



CN50 Female

Common Applications

SCSI, SATA, eSATA

Firewire

DIN and Mini DIN



Hard Disk Drive



External Storage



Camera



Scanner



Camcorder



Keyboard and Mouse



MIDI



S-Video

Item #	Description	1-9	10-24	25-99	100+
--------	-------------	-----	-------	-------	------

Serial ATA (SATA) Cable Assemblies with Latching Connectors - Straight and Right Angle Connectors

L-com's latching Serial ATA cable assemblies provide a secure connection every time. These SATA assemblies feature two shielded 26 AWG pairs in a PVC jacket, gold plated contacts and two straight polarized seven position connectors. Both straight to straight and straight to right angle versions are offered. Custom lengths are available with modest minimum requirements. Call us today with your custom SATA requirements.

CASATAL-8	Latching Serial ATA Cable, Straight/Straight, 8.0" (20.3cm)	4.80	4.42	4.03	CALL
CASATAL-12	Latching Serial ATA Cable, Straight/Straight, 12.0" (30.4cm)	5.05	4.65	4.24	CALL
CASATAL-16	Latching Serial ATA Cable, Straight/Straight, 16.0" (40.6cm)	5.35	4.92	4.49	CALL
CASATAL-18	Latching Serial ATA Cable, Straight/Straight, 18.0" (45.7cm)	5.47	5.03	4.59	CALL
CASATAL-24	Latching Serial ATA Cable, Straight/Straight, 24.0" (61.0cm)	5.89	5.42	4.95	CALL
CASATAL-36	Latching Serial ATA Cable, Straight/Straight, 36.0" (91.4cm)	6.74	6.20	5.66	CALL

CASATARL-8	Latching Serial ATA Cable, Straight/Right Angle, 8.0" (20.3cm)	5.47	5.03	4.59	CALL
CASATARL-12	Latching Serial ATA Cable, Straight/Right Angle, 12.0" (30.4cm)	5.71	5.25	4.80	CALL
CASATARL-16	Latching Serial ATA Cable, Straight/Right Angle, 16.0" (40.6cm)	6.02	5.54	5.06	CALL
CASATARL-18	Latching Serial ATA Cable, Straight/Right Angle, 18.0" (45.7cm)	6.14	5.65	5.16	CALL
CASATARL-24	Latching Serial ATA Cable, Straight/Right Angle, 24.0" (61.0cm)	6.69	6.15	5.62	CALL
CASATARL-36	Latching Serial ATA Cable, Straight/Right Angle, 36.0" (91.4cm)	7.48	6.88	6.28	CALL

Serial ATA Cable Assemblies - Straight to Straight and Straight to Right Angle Connectors

These cables feature two shielded 26 AWG pairs in a PVC jacket, gold plated contacts and polarized seven position connectors. Available in straight to straight and straight to right angle connector orientations in lengths of 0.5 and 1 meter.

CASATA-05M	Serial ATA Cable, Straight/Straight, 0.5m	5.47	5.03	4.59	CALL
CASATA-1M	Serial ATA Cable, Straight/Straight, 1.0m	6.80	6.26	5.71	CALL

CASATAR-05M	Serial ATA Cable, Straight/Right Angle, 0.5m	6.20	5.70	5.21	CALL
CASATAR-1M	Serial ATA Cable, Straight/Right Angle, 1.0m	7.48	6.88	6.28	CALL

Serial ATA Extension Cable Assemblies (SATA) - Male to Female Connectors

These handy cables can be used to extend SATA cables as well as to create space in tightly packed areas where bulky disk-on-modules (DOMs) are difficult to connect. These cables feature a bright red PVC jacket, gold contacts and are fully shielded.

CASATAEXT-12	Serial ATA Extension Cable, 12" (30.4cm)	5.89	5.42	4.95	CALL
CASATAEXT-20	Serial ATA Extension Cable, 20" (50.8cm)	7.84	7.21	6.59	CALL

External Serial ATA Cable Assemblies - Fully Shielded, Protect Against EMI/RFI

L-com's CAESA series of external Serial ATA cables provide fast data transfer speeds for external storage devices. SATA is now available "outside the box". These fully shielded cables provide extra protection from EMI/RFI and support speeds up to three Gigabits per second.

CAESA-05M	External Serial ATA Cable Assembly, 0.5m	10.17	9.56	8.95	CALL
CAESA-1M	External Serial ATA Cable Assembly, 1.0m	12.00	11.28	10.56	CALL
CAESA-2M	External Serial ATA Cable Assembly, 2.0m	16.37	15.39	14.41	CALL

External Serial ATA to Latching SATA II Cable Assemblies, Fully Shielded

L-com's CAESA2 series of External SATA to SATA II latching cable assemblies connect eSATA external drives/enclosures to SATA II enabled systems.

CAESA2-05M	eSATA to SATA II Latching Cable Assembly, 0.5m	9.79	9.20	8.62	CALL
CAESA2-1M	eSATA to SATA II Latching Cable Assembly, 1.0m	11.22	10.55	9.87	CALL
CAESA2-2M	eSATA to SATA II Latching Cable Assembly, 2.0m	15.27	14.35	13.44	CALL

SATA and eSATA Connector Covers for Male and Female Connectors, Pkg/10


These hard to find covers are perfect for protecting unused connector ports in any equipment as well as cable assembly connectors. These covers attach easily and stay in place with a snug friction fit. Color is black.

CVRSATA	Protective Cover for SATA Cable Assembly Connector, Pkg/10	7.86	7.23	6.60	CALL
CVR-ESATA	Protective Cover for eSATA Cable Assembly Connector, Pkg/10	7.28	6.70	6.12	CALL
CAPSATA	Protective Cover for SATA Computer/Connector Ports, Pkg/10	9.27	8.53	7.79	CALL
CAP-ESATA	Protective Cover for eSATA Computer/Connector Ports, Pkg/10	8.74	8.04	7.34	CALL

Slim SATA Cables

Slim SATA cables are now available for slimline SATA drives. A compact power and data connector plugs directly into the slimline data drive and splits into a standard latching SATA cable plus a 4 position power connector.




CASSA-8	Slim SATA Cable, 8" (20.3cm)	10.50	9.66	8.82	CALL
CASSA-18	Slim SATA Cable, 18" (45.7cm)	11.06	10.18	9.29	CALL



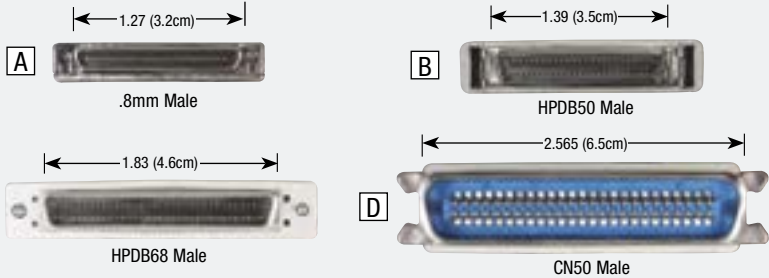
Making cable choices

To minimize the possibility of timing errors (skewing) always attempt to minimize the total bus length which includes the internal cables. When making cabling choices, consider the following recommended parameters for SCSI systems:

	DATA RATE	MAXIMUM BUS LENGTH	DEVICES SUPPORTED
SCSI-1	5 Mbps	6 meters	8 devices
SCSI-2	10 Mbps	6 meters	8 devices
SCSI-3	20 Mbps	3 meters	15/31 devices
SCSI-5	40 Mbps	3 meters	8 devices



Codes for SCSI Connector Ends



Item #	Description	# Pns	Code	1-9	10-24	25-99	100+
--------	-------------	-------	------	-----	-------	-------	------

Ultra SCSI (SCSI-5) Cables with .8mm Pitch High-Density Connectors, Offset Backshells

Many SCSI devices utilize the VHDCI (Very High Density Cable Interconnect) standard. The high performance standard and the mechanical precision of this connector system make workmanship absolutely critical.

CA2000MM-05M	Ultra SCSI Cable, .8mm Male/Male, 0.5m	34	A-A	136.04	133.32	127.88	CALL
CA2000MM-1M	Ultra SCSI Cable, .8mm Male/Male, 1.0m	34	A-A	139.16	136.38	130.81	CALL
CA2000MM-2M	Ultra SCSI Cable, .8mm Male/Male, 2.0m	34	A-A	125.55	123.04	118.02	CALL
CA2000MM-3M	Ultra SCSI Cable, .8mm Male/Male, 3.0m	34	A-A	136.64	133.91	128.44	CALL

CA2060MM-05M	Ultra SCSI Cable, .8mm Male/HPDB68 Male, 0.5m	34	A-C	133.30	130.63	125.30	CALL
CA2060MM-1M	Ultra SCSI Cable, .8mm Male/HPDB68 Male, 1.0m	34	A-C	140.69	137.88	132.25	CALL
CA2060MM-2M	Ultra SCSI Cable, .8mm Male/HPDB68 Male, 2.0m	34	A-C	108.60	106.43	102.08	CALL
CA2060MM-3M	Ultra SCSI Cable, .8mm Male/HPDB68 Male, 3.0m	34	A-C	141.88	139.04	133.37	CALL

Standard Grade SCSI-3 Cables - Fully Molded and Shielded

All SCSI-3 cables are fully populated with 34 twisted pairs. The high density DB68 connectors utilize 2-56 threaded screws for mounting.

CA900MM-05M	SCSI-3 Cable, HPDB68 Male/Male, 0.5m	34	C-C	71.58	65.85	60.13	CALL
CA900MM-1M	SCSI-3 Cable, HPDB68 Male/Male, 1.0m	34	C-C	79.53	73.17	66.81	CALL
CA900MM-2M	SCSI-3 Cable, HPDB68 Male/Male, 2.0m	34	C-C	66.66	61.33	55.99	CALL

Premium Grade SCSI-3 Cables with Ferrite Cores - Reduce Noise Problems

Frequent OEM requests have prompted us to add a premium SCSI-3 cable utilizing ferrite cores to the line. Molded ferrites reduce radiated emissions and undesirable currents within the shield. These cables can be helpful in passing today's tough emissions standards.

CAF900MM-05M	SCSI-3 Cable, HPDB68 Male/Male with Ferrites, 0.5m	34	C-C	95.47	87.83	80.19	CALL
CAF900MM-1M	SCSI-3 Cable, HPDB68 Male/Male with Ferrites, 1.0m	34	C-C	103.43	95.16	86.88	CALL
CAF900MM-2M	SCSI-3 Cable, HPDB68 Male/Male with Ferrites, 2.0m	34	C-C	119.34	109.79	100.25	CALL
CAF900MM-3M	SCSI-3 Cable, HPDB68 Male/Male with Ferrites, 3.0m	34	C-C	135.25	124.43	113.61	CALL

Low Smoke Zero Halogen SCSI-3 Cable Assemblies

These cables meet the requirements of SCSI-3 systems. The high density DB68 SCSI connectors use 2-56 threaded thumbscrews for mounting. Cable assembly construction features 30 microinch gold plated copper alloy contacts, die cast zinc alloy hoods, 28 AWG polypropylene insulated conductors, foil/braid shield and a LSZH outer jacket. Color is black. L-com will manufacture custom cable assemblies with modest minimum requirements.

CAUZ900MM-1M	LSZH SCSI-3 Cable, HPDB68 Male/Male, 1.0m	34	C-C	136.77	128.56	120.36	CALL
CAUZ900MM-2M	LSZH SCSI-3 Cable, HPDB68 Male/Male, 2.0m	34	C-C	161.04	151.38	141.72	CALL
CAUZ900MM-3M	LSZH SCSI-3 Cable, HPDB68 Male/Male, 3.0m	34	C-C	183.39	172.39	161.38	CALL

SCSI-2 Computer Cables - Molded, Shielded and Compatible with Differential SCSI-2

These differential SCSI-2 cables utilize 25 twisted pair cable and half pitch DB50 connectors. Half pitch connector housings connect via spring locking latches. All cables are fully molded and have foil and copper braid shielding. Lengths are measured in meters.

CAB01-05M	SCSI-2 Molded Cable HPDB50 Male/Male, 0.5m	B-B	58.66	55.14	51.62	CALL
CAB01-1M	SCSI-2 Molded Cable HPDB50 Male/Male, 1.0m	B-B	51.87	48.76	45.65	CALL
CAB01-2M	SCSI-2 Molded Cable HPDB50 Male/Male, 2.0m	B-B	57.52	54.07	50.62	CALL
CAB01-3M	SCSI-2 Molded Cable HPDB50 Male/Male, 3.0m	B-B	103.76	97.53	91.31	CALL

Differential SCSI-1 Cables - Fully Populated, 25 Twisted Pairs, Molded and Shielded

These differential SCSI-1 cables are built to the 25 pair standard used with most SCSI-1 equipment. The differential interface on the equipment allows longer distances to be achieved by sending information simultaneously along two pairs of wires. CN50 cables are fully molded and utilize 26 AWG twisted pairs with foil shielding throughout. Cable length is measured in meters.

CA751MM-05M	SCSI-1 Molded Cable, CN50 Male/Male, 0.5m	D-D	64.54	60.67	56.80	CALL
CA751MM-1M	SCSI-1 Molded Cable, CN50 Male/Male, 1.0m	D-D	60.57	56.94	53.30	CALL
CA751MM-2M	SCSI-1 Molded Cable, CN50 Male/Male, 2.0m	D-D	108.64	102.12	95.60	CALL
CA751MM-3M	SCSI-1 Molded Cable, CN50 Male/Male, 3.0m	D-D	135.39	127.27	119.14	CALL

SCSI Gender Changers and Adapters

Several models are now offered to satisfy most common applications. Gender changers allow mating of similar cables. Adapters allow the user to match various SCSI cable systems.

DGB50F	Gender Changer, DB50 Female/Female	13.88	12.49	11.10	CALL
DGB50M	Gender Changer, DB50 Male/Male	15.30	13.77	12.24	CALL
DGC50F	50 Pin Gender Changer, CN50 Female/Female	16.42	15.11	13.79	CALL
DGC50M	50 Pin Gender Changer, CN50 Male/Male	16.42	15.11	13.79	CALL
CAA910MF	SCSI Adapter, CN50 Male/HPDB50 Female	58.18	54.69	51.20	CALL

2-56 SCSI-3 Replacement Thumbscrews, Pkg/10

These thumbscrews are designed for all L-com's molded SCSI-3/HPDB68 cable assemblies. Material is steel with nickel finish.

TS-SCSI3	2-56 SCSI-3 Replacement Thumbscrews, Pkg/10	5.75	5.40	5.06	CALL
----------	---	------	------	------	------

Item #	Description	1-9	10-24	25-99	100+
--------	-------------	-----	-------	-------	------

IEEE-1394 Firewire Cable Assemblies - Transmission Rates to 400 Mbps

Highest quality Firewire cables allow for transfer rates up to 400 Mbps and meet the IEEE-1394 specification. These cables allow for simple Plug and Play connections for devices such as printers, scanners, digital cameras and other firewire peripherals. They can also be used to link two computers together for file sharing. Twisted pair data lines help reduce crosstalk while 22 AWG power conductors enable maximum power transfer from host to peripheral.

IEEE-1394 Firewire Cable, Type 1 to Type 1, PVC Jacket, 30 Microinches (0.762µm) Gold

CSM94-05M	IEEE-1394 Firewire Cable, Type 1/Type 1, 0.5m	15.45	14.21	12.98	CALL
CSM94-1M	IEEE-1394 Firewire Cable, Type 1/Type 1, 1.0m	18.73	17.23	15.73	CALL
CSM94-2M	IEEE-1394 Firewire Cable, Type 1/Type 1, 2.0m	24.49	22.53	20.57	CALL
CSM94-3M	IEEE-1394 Firewire Cable, Type 1/Type 1, 3.0m	30.74	28.28	25.82	CALL
CSM94-5M	IEEE-1394 Firewire Cable, Type 1/Type 1, 5.0m	33.82	31.11	28.41	CALL

IEEE-1394 Firewire Cable, Type 1 to Type 2, PVC Jacket, 30 Microinches (0.762µm) Gold

CSM94-05M2	IEEE-1394 Firewire Cable, Type 1/Type 2, 0.5m	14.74	13.56	12.38	CALL
CSM94-1M2	IEEE-1394 Firewire Cable, Type 1/Type 2, 1.0m	20.17	18.56	16.94	CALL
CSM94-2M2	IEEE-1394 Firewire Cable, Type 1/Type 2, 2.0m	25.28	23.26	21.24	CALL
CSM94-3M2	IEEE-1394 Firewire Cable, Type 1/Type 2, 3.0m	34.60	31.83	29.06	CALL
CSM94-5M2	IEEE-1394 Firewire Cable, Type 1/Type 2, 5.0m	39.08	35.95	32.83	CALL

IEEE-1394 Firewire Extension Cable, Type 1 Connectors, PVC Jacket, 30 Microinches (0.762µm) Gold

CSM94X-1M	IEEE-1394 Firewire Extension Cable, Type 1/Type 1, 1.0m	22.83	21.00	19.18	CALL
CSM94X-2M	IEEE-1394 Firewire Extension Cable, Type 1/Type 1, 2.0m	31.76	29.22	26.68	CALL
CSM94X-3M	IEEE-1394 Firewire Extension Cable, Type 1/Type 1, 3.0m	33.87	31.16	28.45	CALL

IEEE-1394b Firewire Cable Assemblies - Transmission Rates to 800 Mbps

This version of Firewire cable assemblies utilizes a 9 position connector that is compliant with the IEEE-1394b standard. These cables can double the transmission rates of the traditional IEEE-1394a cable assemblies. Cable construction features two individually shielded 26 AWG data pairs plus two 22 AWG power conductors with an overall foil/braid shield and molded backshells. Color is black.

IEEE-1394b Firewire Cable, Type B to Type 1, PVC Jacket, 30 Microinches (0.762µm) Gold

CSM94B1-1M	IEEE-1394b Firewire Cable, Type B/Type 1, 1.0m	28.62	26.33	24.04	CALL
CSM94B1-2M	IEEE-1394b Firewire Cable, Type B/Type 1, 2.0m	33.84	31.13	28.43	CALL
CSM94B1-3M	IEEE-1394b Firewire Cable, Type B/Type 1, 3.0m	36.87	33.92	30.97	CALL
CSM94B1-5M	IEEE-1394b Firewire Cable, Type B/Type 1, 5.0m	52.98	48.74	44.50	CALL

IEEE-1394b Firewire Cable, Type B to Type B, PVC Jacket, 30 Microinches (0.762µm) Gold

CSM94BB-1M	IEEE-1394b Firewire Cable, Type B/Type B, 1.0m	27.13	24.96	22.79	CALL
CSM94BB-2M	IEEE-1394b Firewire Cable, Type B/Type B, 2.0m	36.55	33.63	30.70	CALL
CSM94BB-3M	IEEE-1394b Firewire Cable, Type B/Type B, 3.0m	38.40	35.33	32.26	CALL
CSM94BB-5M	IEEE-1394b Firewire Cable, Type B/Type B, 5.0m	45.57	41.92	38.28	CALL

Waterproof IEEE-1394 Firewire Cable Assemblies - IP67 Rated, Male to Female

L-com now offers IP67 solutions for your harsh environment IEEE-1394 Firewire applications. These robust assemblies feature a specialized IP67 rated 6 position female connector on one end and a standard 6 pin male connector on the other end. These assemblies are perfect for applications where dust and moisture are prevalent and can be used to connect to enclosures, panels, or directly to peripherals or PCs.

WP946PMF-05M	IEEE-1394 Waterproof Firewire Cable, Male/Female, 0.5m	33.68	33.01	31.66	CALL
WP946PMF-2M	IEEE-1394 Waterproof Firewire Cable, Male/Female, 2.0m	38.99	38.21	36.65	CALL
WP946PMF-5M	IEEE-1394 Waterproof Firewire Cable, Male/Female, 5.0m	52.37	51.32	49.23	CALL

IEEE-1394 Firewire Latching Cable Assemblies, Type 1 to Type 1

These assemblies utilize L-com's CN1394L-1 latching Type 1/6 position connector on both ends of the cable. The latching connector provides mechanical retention to mating connectors providing a secure connection every time. It is easy to un-mate by depressing the release mechanism and supports Firewire 400 Mbps speeds. L-com can manufacture custom cable assemblies with low minimum quantity requirements and short lead times.

CSM94L-05M	IEEE-1394 Firewire Latching Cable, Type 1 Male/Type 1 Male, 0.5m	40.81	39.99	39.18	CALL
CSM94L-1M	IEEE-1394 Firewire Latching Cable, Type 1 Male/Type 1 Male, 1.0m	41.22	40.40	39.57	CALL
CSM94L-2M	IEEE-1394 Firewire Latching Cable, Type 1 Male/Type 1 Male, 2.0m	46.42	45.49	44.56	CALL
CSM94L-3M	IEEE-1394 Firewire Latching Cable, Type 1 Male/Type 1 Male, 3.0m	55.73	54.62	53.50	CALL
CSM94L-5M	IEEE-1394 Firewire Latching Cable, Type 1 Male/Type 1 Male, 5.0m	56.11	54.99	53.87	CALL

IEEE-1394 Firewire Latching Male Connector, Type 1 (6 Position)

L-com's CN1394L-1 IEEE-1394 Firewire connector is a unique latching male connector that provides mechanical retention to mating connectors providing a secure connection. This latching connector is easy to un-mate by depressing the release mechanism, and supports Firewire 400 Mbps speeds. L-com can manufacture custom cable assemblies using this connector with low minimum quantity requirements and short lead times. Or do it yourself with these easy to solder connectors.

CN1394L-1	IEEE-1394 Firewire Latching Connector, Type 1 Male	20.69	19.45	18.21	CALL
-----------	--	-------	-------	-------	------

IEEE-1394 Firewire Shielded Panel Mount Couplers, Type 1 Connectors

This coupler provides a practical and cost effective way to feed Firewire cables through a panel or enclosure. A unique mounting flange makes these units usable in virtually any panel thickness. Features two Type 1 (6 position) female connectors and metal housing. Recommended 4-40 mounting screws must be purchased separately.

ECF504-94MS	IEEE-1394 Firewire Shielded Coupler, Type 1 Connectors	13.23	12.97	12.44	CALL
ECF440	Machine Screws, 4-40 x 5/16", Pkg/1300	8.90	8.19	7.48	CALL

IEEE-1394 Firewire Connector Covers, 6 Position - Protect Unused Ports, Pkg/10

These covers are perfect for protecting unused female ports in our panel mount couplers or any expensive equipment from physical damage, dirt and dust. Made from soft ABS, these covers attach easily and stay in place with a snug friction fit. Color is black.

CAP1394-6P	IEEE-1394 Firewire Protective Cover for Type 1 Jacks, Pkg/10	9.27	8.53	7.79	CALL
------------	--	------	------	------	------



CSM94-M



CSM94-M2



CSM94X-M



CSM94B1-M




CSM94BB-M



WP946PMF-M




CSM94L-M



CN1394L-1

ECF504-94MS



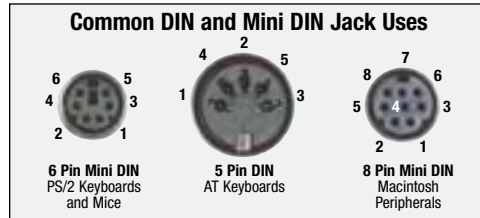
(Front view)



CAP1394-6P

DIN and Mini DIN Cables for Computer Keyboards, Mice and Other Uses

These Premium DK Series are the finest DIN/Mini DIN cables on the market. As the illustration reveals, the painstaking attention to detail beneath the surface makes the difference. All DK cables listed are wired straight-thru, fully populated, double shielded (copper braid and aluminum mylar), 24 AWG and fully over molded.



Item #	Description	1-9	10-24	25-99	100+
--------	-------------	-----	-------	-------	------

Premium DIN 5 Cables - Fully Populated - Double Shielded

DK225MM-3	Molded Cable, DIN 5 Male/Male, 3.0ft (0.9m)	12.82	12.05	11.28	CALL
DK225MM-6	Molded Cable, DIN 5 Male/Male, 6.0ft (1.8m)	14.61	13.73	12.86	CALL
DK225MM-10	Molded Cable, DIN 5 Male/Male, 10.0ft (3.0m)	18.92	17.78	16.65	CALL
DK225MM-25	Molded Cable, DIN 5 Male/Male, 25.0ft (7.6m)	38.78	36.45	34.13	CALL

DK225MF-3	Molded Extension Cable, DIN 5, Male/Female, 3.0ft (0.9m)	13.31	12.51	11.71	CALL
DK225MF-6	Molded Extension Cable, DIN 5, Male/Female, 6.0ft (1.8m)	14.65	13.77	12.89	CALL
DK225MF-10	Molded Extension Cable, DIN 5, Male/Female, 10.0ft (3.0m)	18.92	17.78	16.65	CALL
DK225MF-20	Molded Extension Cable, DIN 5, Male/Female, 20.0ft (6.0m)	30.25	28.43	26.62	CALL
DK225MF-25	Molded Extension Cable, DIN 5, Male/Female, 25.0ft (7.6m)	38.78	36.45	34.13	CALL

Premium Mini DIN 6 Cables - Fully Populated - Double Shielded

DK226MM-1	Molded Cable, Mini DIN 6 Male/Male, 1.0ft (0.3m)	9.52	8.95	8.38	CALL
DK226MM-2	Molded Cable, Mini DIN 6 Male/Male, 2.0ft (0.6m)	11.14	10.47	9.80	CALL
DK226MM-3	Molded Cable, Mini DIN 6 Male/Male, 3.0ft (0.9m)	12.43	11.68	10.94	CALL
DK226MM-6	Molded Cable, Mini DIN 6 Male/Male, 6.0ft (1.8m)	16.42	15.43	14.45	CALL
DK226MM-10	Molded Cable, Mini DIN 6 Male/Male, 10.0ft (3.0m)	21.92	20.60	19.29	CALL
DK226MM-15	Molded Cable, Mini DIN 6 Male/Male, 15.0ft (4.6m)	28.51	26.80	25.09	CALL
DK226MM-20	Molded Cable, Mini DIN 6 Male/Male, 20.0ft (6.0m)	34.98	32.88	30.78	CALL
DK226MM-25	Molded Cable, Mini DIN 6 Male/Male, 25.0ft (7.6m)	41.71	39.21	36.70	CALL

DK226MF-3	Molded Extension Cable, Mini DIN 6 Male/Female, 3.0ft (0.9m)	11.88	11.17	10.45	CALL
DK226MF-6	Molded Extension Cable, Mini DIN 6 Male/Female, 6.0ft (1.8m)	16.42	15.43	14.45	CALL
DK226MF-10	Molded Extension Cable, Mini DIN 6 Male/Female, 10.0ft (3.0m)	21.92	20.60	19.29	CALL
DK226MF-15	Molded Extension Cable, Mini DIN 6 Male/Female, 15.0ft (4.6m)	28.51	26.80	25.09	CALL
DK226MF-20	Molded Extension Cable, Mini DIN 6 Male/Female, 20.0ft (6.0m)	34.98	32.88	30.78	CALL
DK226MF-25	Molded Extension Cable, Mini DIN 6 Male/Female, 25.0ft (7.6m)	41.71	39.21	36.70	CALL

Premium Mini DIN 8 Cables - Fully Populated - Double Shielded

DK238MM-1	Molded Cable, Mini DIN 8 Male/Male, 1.0ft (0.3m)	12.11	11.38	10.66	CALL
DK238MM-2	Molded Cable, Mini DIN 8 Male/Male, 2.0ft (0.6m)	13.38	12.58	11.77	CALL
DK238MM-3	Molded Cable, Mini DIN 8 Male/Male, 3.0ft (0.9m)	14.74	13.86	12.97	CALL
DK238MM-6	Molded Cable, Mini DIN 8 Male/Male, 6.0ft (1.8m)	18.87	17.74	16.61	CALL
DK238MM-10	Molded Cable, Mini DIN 8 Male/Male, 10.0ft (3.0m)	24.35	22.89	21.43	CALL
DK238MM-15	Molded Cable, Mini DIN 8 Male/Male, 15.0ft (4.6m)	30.92	29.06	27.21	CALL
DK238MM-20	Molded Cable, Mini DIN 8 Male/Male, 20.0ft (6.0m)	37.37	35.13	32.89	CALL
DK238MM-25	Molded Cable, Mini DIN 8 Male/Male, 25.0ft (7.6m)	44.09	41.44	38.80	CALL

DK238MF-3	Molded Extension Cable, Mini DIN 8 Male/Female, 3.0ft (0.9m)	14.74	13.86	12.97	CALL
DK238MF-6	Molded Extension Cable, Mini DIN 8 Male/Female, 6.0ft (1.8m)	18.87	17.74	16.61	CALL
DK238MF-10	Molded Extension Cable, Mini DIN 8 Male/Female, 10.0ft (3.0m)	24.35	22.89	21.43	CALL
DK238MF-15	Molded Extension Cable, Mini DIN 8 Male/Female, 15.0ft (4.6m)	30.92	29.06	27.21	CALL
DK238MF-20	Molded Extension Cable, Mini DIN 8 Male/Female, 20.0ft (6.0m)	37.37	35.13	32.89	CALL
DK238MF-25	Molded Extension Cable, Mini DIN 8 Male/Female, 25.0ft (7.6m)	44.09	41.44	38.80	CALL

Economy Mini DIN Cables - Shielded, Molded, Fully Populated

These cables provide an economical choice suitable for many applications and are comparable with most cables on the market. Available with Mini DIN 6 or 8 position connectors. Construction features durable PVC mold, 28 AWG conductors and 360 degree foil shield. Color is gray.

Economy Mini DIN 6 Cables - Male to Male and Male to Female

CSMD6MM-3	Economy Molded Cable, Mini DIN 6 Male/Male, 3.0ft (0.9m)	8.35	7.85	7.35	CALL
CSMD6MM-6	Economy Molded Cable, Mini DIN 6 Male/Male, 6.0ft (1.8m)	10.14	9.53	8.92	CALL
CSMD6MM-10	Economy Molded Cable, Mini DIN 6 Male/Male, 10.0ft (3.0m)	12.14	11.41	10.68	CALL
CSMD6MM-25	Economy Molded Cable, Mini DIN 6 Male/Male, 25.0ft (7.6m)	16.75	15.74	14.74	CALL

CSMD6MF-3	Economy Molded Cable, Mini DIN 6 Male/Female, 3.0ft (0.9m)	9.74	9.16	8.57	CALL
CSMD6MF-6	Economy Molded Cable, Mini DIN 6 Male/Female, 6.0ft (1.8m)	10.90	10.25	9.59	CALL
CSMD6MF-25	Economy Molded Cable, Mini DIN 6 Male/Female, 25.0ft (7.6m)	16.75	15.74	14.74	CALL


Economy Mini DIN 8 Cables - Male to Male and Male to Female

CSMD8MM-3	Economy Molded Cable, Mini DIN 8 Male/Male, 3.0ft (0.9m)	10.02	9.42	8.82	CALL
CSMD8MM-6	Economy Molded Cable, Mini DIN 8 Male/Male, 6.0ft (1.8m)	11.61	10.91	10.22	CALL
CSMD8MM-10	Economy Molded Cable, Mini DIN 8 Male/Male, 10.0ft (3.0m)	13.54	12.73	11.92	CALL
CSMD8MM-25	Economy Molded Cable, Mini DIN 8 Male/Male, 25.0ft (7.6m)	22.85	21.48	20.11	CALL

CSMD8MF-3	Economy Molded Cable, Mini DIN 8 Male/Female, 3.0ft (0.9m)	11.41	10.73	10.04	CALL
CSMD8MF-6	Economy Molded Cable, Mini DIN 8 Male/Female, 6.0ft (1.8m)	13.68	12.86	12.04	CALL
CSMD8MF-10	Economy Molded Cable, Mini DIN 8 Male/Female, 10.0ft (3.0m)	16.48	15.49	14.50	CALL
CSMD8MF-25	Economy Molded Cable, Mini DIN 8 Male/Female, 25.0ft (7.6m)	22.85	21.48	20.11	CALL

DIN and Mini DIN Adapters and Connectors

These adapters are an L-com exclusive. Useful in many applications including S-video, computer mice, keyboards and instrumentation. A unique design permits easy mounting in standard size 0.5" (1.3cm) and 0.75" (1.9cm) circular or D shaped openings allowing the use of common punch tooling. Adapter bodies are machined from solid brass. Bright nickel plating provides corrosion resistance and a quality appearance. Gold plated contacts ensure reliable connections. Custom versions will be considered with modest minimums, please contact our sales group for assistance.




Item #	Description	1-9	10-24	25-99	100+
--------	-------------	-----	-------	-------	------

DIN and Mini DIN Feed-thru Adapters - Panel and Wall Plate Mountable

These exclusive adapters offer a unique design suitable for panel mounting DIN and Mini DIN adapters. Female-Female gender.


MD44FF	Feed-Thru Adapter, Mini DIN 4, Female/Female	11.22	10.32	9.42	CALL
MD66FF	Feed-Thru Adapter, Mini DIN 6, Female/Female	12.05	11.09	10.12	CALL
MD88FF	Feed-Thru Adapter, Mini DIN 8, Female/Female	12.58	11.57	10.57	CALL
DD55F	Feed-Thru Adapter, DIN 5, Female/Female	14.43	13.28	12.12	CALL



Mini DIN Bulkhead Jack to Flying Leads

Machined adapters utilize 4, 6 or 8 26 AWG color coded wires for chassis termination.

MD44FJF	Mini DIN 4 Bulkhead Jack/Leads, Front Mount	12.62	11.61	10.60	CALL
MD66FJF	Mini DIN 6 Bulkhead Jack/Leads, Front Mount	13.57	12.48	11.40	CALL
MD88FJF	Mini DIN 8 Bulkhead Jack/Leads, Front Mount	13.95	12.83	11.72	CALL
MD44FJR	Mini DIN 4 Bulkhead Jack/Leads, Rear Mount	12.62	11.61	10.60	CALL
MD66FJR	Mini DIN 6 Bulkhead Jack/Leads, Rear Mount	13.57	12.48	11.40	CALL
MD88FJR	Mini DIN 8 Bulkhead Jack/Leads, Rear Mount	13.95	12.83	11.72	CALL



Mini DIN Bulkhead Adapter Styles



Item #	Description	1-9	10-24	25-99	100+
--------	-------------	-----	-------	-------	------

Mini DIN 6 and 8 Gender Changers

DMS536F	Gender Changer, Mini DIN 6 Female/Female	9.92	9.32	8.73	CALL
DMS538F	Gender Changer, Mini DIN 8 Female/Female	10.35	9.73	9.11	CALL



Premium Mini DIN 6 Y Cable - Fully Populated - Double Shielded - Male to (2) Female

K23-MDY	Molded Y Cable, Mini DIN 6 Male/2 Mini DIN 6 Female, 1.25ft (0.381m)	16.33	15.02	13.72	CALL
---------	--	-------	-------	-------	------

Mini DIN 4 - S-Video Jack for Field Termination

MD44FT	Mini DIN 4 Female Field Termination Jack	15.62	14.37	13.12	CALL
--------	--	-------	-------	-------	------



Tip Typical installation of an MD44FT field installable jack

STEP 1

Prepare coaxial lines.

STEP 2

Insert center conductors, shields and tighten set screws.

STEP 3

Secure cable with cable tie to connector.

STEP 4

Attach to faceplate and install.



Item #	Description	1-9	10-24	25-99	100+
--------	-------------	-----	-------	-------	------

Interface Modules - DIN Rail Mountable, with Shielded D-Sub and RJ45 Connectors

These DIN rail mountable interface modules feature a unique series of plated through holes that allow for the insertion of electronic components inline or across any circuit. Modules are available with shielded DB9, DB15, DB25 and DB37 female connectors. Also listed is a shielded RJ45 jack version. Terminal block connectors accept 26-12 AWG wire, are easily terminated and do not require crimp ferrules. Please inquire on any custom modifications required.

RBMIDB09F	Interface Module, DB9 Female	77.52	75.97	74.42	CALL
RBMIDB15F	Interface Module, DB15 Female	85.87	84.15	82.44	CALL
RBMIDB25F	Interface Module, DB25 Female	101.42	99.39	97.36	CALL
RBMIDB37F	Interface Module, DB37 Female	119.72	117.33	114.93	CALL
RBMIRJ45F	Interface Module, RJ45 Jack	70.51	69.10	67.69	CALL





IEEE-488 GPIB

What are GPIB cables?

GPIB cables consist of 12 twisted pairs of copper wire and utilize a Centronics 24 style male/female connector.

How are GPIB cables used?

They are used in a bus or star architecture where the connectors "piggy back" each other and then connect primarily test and measurement equipment to PCs and other devices.

Where are GPIB cables used?

GPIB cables are typically used in test and measurement applications and are also used in DAQ (data acquisition) applications.

IEEE-488 Cabling Terms

Adapter: A device used to interconnect two different connector types.

American Wire Gauge (AWG): A U.S. standard set of non-ferrous wire conductor sizes. Typical data wiring is AWG number 24, 26 or 28. The higher the gauge number, the smaller the diameter and thinner the wire.

Backshell (Hood): A mechanical backing that is sometimes put onto a connector. The device protects the conductors and can be assembled or injection molded.

Bus: Also called a "Daisy Chain". A network topology where each node is connected to one another in line. A major disadvantage is that when there is a break in the bus the entire network goes down.

Cable: A set of insulated wires or conductors within an extruded jacket. Many types of cable utilize shielding around the wires and under the cable jacket.

Cable Assembly: A piece of cable that has been terminated with one or more connectors.

Conductor: A metal path, usually copper, that passes electricity. When discussing data cabling, "wire" and "conductor" are synonymous.

Connector: Electromechanical coupling device that provides an electrical interface that can be mated and unmated.

Contact: The specific points of contact within a connector. Contacts can be male (pins) or female (sockets).

Coupler: A device used to connect two similar connector types.

Crosstalk: The coupling of electromagnetic fields from conductors into adjacent conductors. Crosstalk is controlled by twisting the conductors into a pair or by separating/shielding conductors.

Electromagnetic Interference (EMI): Unwanted electromagnetic or electrical energy that causes unwanted responses in electronic equipment.

GPIB: General Purpose Interface Bus. Common name for IEEE-488.

HPIB: Hewlett Packard Interface Bus. Common name for IEEE-488.

IEEE-488: Institute of Electrical and Electronics Engineers interface standard number 488.

Injection Molding: The process used to inject molten polymer into a mold. Connector backshells are often injection molded.

Insulation: A material with very high resistivity used to protect conductors. Insulation is usually extruded over the wire or conductor after the drawing process.

Insulation Displacement Contact: A means of terminating wires without the need of stripping down to the bare wire.

Jack: The female receptacle - usually found on equipment.

Plug: Popular term for a male gender connector of varied types.

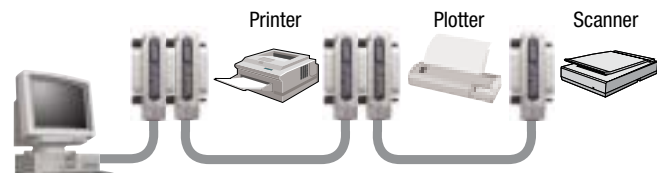
Shielding: A conductive foil or braid that covers insulated wires in a cable. The shield provides electrical grounding and protection from external electromagnetic interference (EMI). Shielding is also used to control internal electromagnetic radiation.

Strain Relief: A method of protecting the wire to contact point from flexing or pulling.

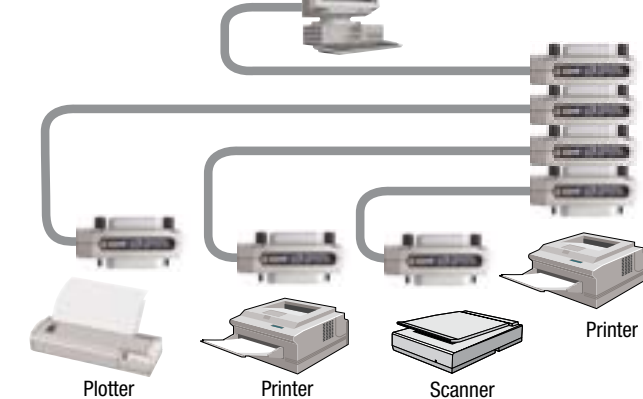
Twisted Pair: Two insulated conductors twisted at a fixed rate of twists per unit of length, typically used in balanced circuits where nominal impedance and crosstalk are critical characteristics.

Wire: Conductive material, typically copper, that has been drawn down to a specific size and coated with an insulating material. A "bare wire" utilizes no insulator coating.

In-Line/Linear Configuration

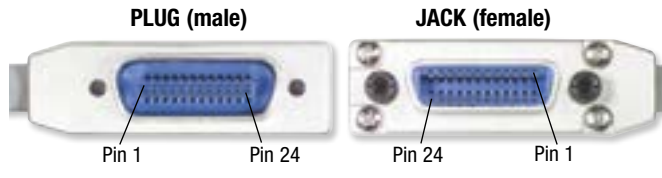



Physical/Star Configuration



IEEE-488 Connector Specifications

The IEEE-488 GPIB connector utilizes 24 contacts in a parallel configuration.



IEEE-488 Construction

- 24 conductors with twisted pairs
- Braid Shield with a minimum 85% coverage
- Centronics style 24 position male to female piggy back connectors allowing for easy daisy chaining
- Metric mating hardware, M3.5 x 0.6




Item #	Description	Connector Orientation	1-9	10-24	25-99	100+
--------	-------------	-----------------------	-----	-------	-------	------


Deluxe Grade IEEE-488 GPIB Cables - Three Shields Plus Cast Aluminum Shells

Two foil shields plus one copper braid shield (over 90% coverage) provide low capacitance to maintain the IEEE specifications of these cables. Designed and built to handle your system's data rate, up to the 1 Mbyte/s IEEE maximum. All technical features found in our Premium CIB24 Series are incorporated in this series, the only exception is one less shield. This series is as good as, or better than, other name brand IEEE-488 cables on the market today. This is truly the best buy because you get industry standard features at realistic prices. No other IEEE-488 cables of this grade are available at a competitive price. The CIF24 Series IEEE-488 cables may be used to connect two compatible devices such as a personal computer and a plotter. They can be Daisy-Chain'd to several computer peripherals or may be used to integrate a system of programmable test instruments and control devices. Each end of every cable has a male/female connector and readily accepts a male terminated cable.

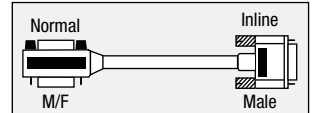
CIF24-03M	Deluxe IEEE-488 Cable, 0.3m	Normal/Normal	119.21	116.83	112.06	CALL
CIF24-05M	Deluxe IEEE-488 Cable, 0.5m	Normal/Normal	121.58	119.15	114.29	CALL
CIF24-1M	Deluxe IEEE-488 Cable, 1.0m	Normal/Normal	124.90	122.40	117.41	CALL
CIF24-2M	Deluxe IEEE-488 Cable, 2.0m	Normal/Normal	136.27	133.54	128.09	CALL
CIF24-3M	Deluxe IEEE-488 Cable, 3.0m	Normal/Normal	154.29	151.20	145.03	CALL
CIF24-4M	Deluxe IEEE-488 Cable, 4.0m	Normal/Normal	161.15	157.93	151.48	CALL
CIF24-6M	Deluxe IEEE-488 Cable, 6.0m	Normal/Normal	189.00	185.22	177.66	CALL
CIF24-8M	Deluxe IEEE-488 Cable, 8.0m	Normal/Normal	212.20	207.96	199.47	CALL



CIB24-M



CIB24-M



CBC24-M

Premium Grade IEEE-488 GPIB Cables - 4 Shields, Aluminum Nickel Plated Shells

These cables have two copper braid shields coupled with two foil shields to work to reduce the amount of radiated emissions. This helps many systems to pass FCC Part 15, MIL-STD-461A, VDE 0871 and VDE 0875. All wires are twisted pairs to maintain a low capacitance within the 150 pF/m IEEE specification. Besides superior electrical characteristics, this cable has been designed to last a very long time. Care has been given to offer a cable with extreme flexibility that is equipped with a superior strain relief. This prevents the cable from coming apart when it is bent at a sharp angle, which has been a common fault with many IEEE-488 cables on the market today. Cast aluminum, nickel plated shells are used to prevent corrosion and have overlapping seams rather than being butt-joined. One could hope for nothing else in the makeup of the best IEEE-488 cable. All this offered at a realistic price.

CIB24-03M	Premium IEEE-488 Cable, 0.3m	Normal/Normal	126.35	123.82	118.77	CALL
CIB24-05M	Premium IEEE-488 Cable, 0.5m	Normal/Normal	126.20	123.68	118.63	CALL
CIB24-1M	Premium IEEE-488 Cable, 1.0m	Normal/Normal	134.84	132.14	126.75	CALL
CIB24-2M	Premium IEEE-488 Cable, 2.0m	Normal/Normal	153.63	150.56	144.41	CALL
CIB24-2.5M	Premium IEEE-488 Cable, 2.5m	Normal/Normal	167.16	163.82	157.13	CALL
CIB24-3M	Premium IEEE-488 Cable, 3.0m	Normal/Normal	189.00	185.22	177.66	CALL
CIB24-4M	Premium IEEE-488 Cable, 4.0m	Normal/Normal	203.11	199.05	190.92	CALL
CIB24-5M	Premium IEEE-488 Cable, 5.0m	Normal/Normal	225.07	220.57	211.57	CALL
CIB24-6M	Premium IEEE-488 Cable, 6.0m	Normal/Normal	228.57	224.00	214.86	CALL
CIB24-8M	Premium IEEE-488 Cable, 8.0m	Normal/Normal	268.76	263.38	252.63	CALL
CIB24-10M	Premium IEEE-488 Cable, 10.0m	Normal/Normal	302.21	296.17	284.08	CALL
CIB24-12M	Premium IEEE-488 Cable, 12.0m	Normal/Normal	335.67	328.96	315.53	CALL
CIB24-15M	Premium IEEE-488 Cable, 15.0m	Normal/Normal	370.89	363.47	348.64	CALL
CIB24-18M	Premium IEEE-488 Cable, 18.0m	Normal/Normal	435.90	427.18	409.75	CALL

Premium Grade CBC24 Series IEEE-488 GPIB Cables - With One Inline GPIB Male Termination


This premium series has one conventional male-female connector. The other end terminates to a straight male-only connector, a feature sometimes preferred when there is no need to have a female end exposed. This cable is most useful when the dual-right angle connectors get in the way of other system cables and particularly in a computer back plane.

CBC24-05M	Premium IEEE-488 Cable, 0.5m	Normal/Inline	122.21	114.88	107.54	CALL
CBC24-2M	Premium IEEE-488 Cable, 2.0m	Normal/Inline	141.44	132.95	124.47	CALL
CBC24-3M	Premium IEEE-488 Cable, 3.0m	Normal/Inline	152.81	143.64	134.47	CALL
CBC24-4M	Premium IEEE-488 Cable, 4.0m	Normal/Inline	167.16	157.13	147.10	CALL
CBC24-5M	Premium IEEE-488 Cable, 5.0m	Normal/Inline	173.07	162.69	152.30	CALL
CBC24-8M	Premium IEEE-488 Cable, 8.0m	Normal/Inline	218.57	205.46	192.34	CALL

Premium Grade CBD24 Series IEEE-488 GPIB Cables - With Two Inline GPIB Male Terminations

We've also provided this premium series IEEE-488 cable equipped with two single ended male ends. This cable type is not only useful in many applications, but also saves money. It has the same specifications as the basic CIB24 series. All connector guards are cast metal, not stamped metal.

CBD24-05M	Premium IEEE-488 Cable, 0.5m	Inline/Inline	115.73	108.79	101.84	CALL
CBD24-1M	Premium IEEE-488 Cable, 1.0m	Inline/Inline	122.21	114.88	107.54	CALL
CBD24-2M	Premium IEEE-488 Cable, 2.0m	Inline/Inline	135.08	126.98	118.87	CALL
CBD24-3M	Premium IEEE-488 Cable, 3.0m	Inline/Inline	147.93	139.05	130.18	CALL
CBD24-4M	Premium IEEE-488 Cable, 4.0m	Inline/Inline	160.78	151.13	141.49	CALL
CBD24-5M	Premium IEEE-488 Cable, 5.0m	Inline/Inline	173.65	163.23	152.81	CALL
CBD24-8M	Premium IEEE-488 Cable, 8.0m	Inline/Inline	200.43	188.40	176.38	CALL




CBD24-M

Premium Grade CBX24 IEEE-488 GPIB Extension Cables - One Inline Male to One Inline Female Connector

The world's first true IEEE-488 extension cable adds versatility to the inline series as an everyday means of interconnection. A useful cable for those situations which require a longer cable.

CBX24-1M	Premium IEEE-488 Extension Cable, 1.0m	Inline/Inline	122.21	114.88	107.54	CALL
CBX24-2M	Premium IEEE-488 Extension Cable, 2.0m	Inline/Inline	135.08	126.98	118.87	CALL
CBX24-3M	Premium IEEE-488 Extension Cable, 3.0m	Inline/Inline	147.93	139.05	130.18	CALL



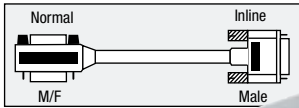


Female

Male

L-com Molded Grade Cable Assemblies

Cables listed on this page utilize two shields and a fully molded backshell. They are the most economical choice and are the most common substitute to competitor models.



Item #	Description	Connector Orientation	1-9	10-24	25-99	100+
--------	-------------	-----------------------	-----	-------	-------	------

Molded Grade IEEE-488 GPIB Cables - Double Shielded with Molded Backshells

L-com offers many IEEE-488 cable assembly options. The most economical choice uses double shielded cable that is adequate for many applications. Featuring all-molded connector ends which contribute to a long life expectancy and are impervious to breakage at the point where the cable enters the connector housing. A unique stamped steel internal enclosure provides 100% shielding and a robust strain relief. Considerable savings can be realized using this cable, particularly in volume applications.

The CMB Cable Series meets all standards of the IEEE-488 interface, conforms with normal mounting procedures and is directly compatible with HP, AMP and Amphenol.

CMB24-05M	Molded IEEE-488 Cable, 0.5m	Normal/Normal	81.97	80.33	77.05	CALL
CMB24-1M	Molded IEEE-488 Cable, 1.0m	Normal/Normal	85.97	84.25	80.81	CALL
CMB24-2M	Molded IEEE-488 Cable, 2.0m	Normal/Normal	95.70	93.79	89.96	CALL
CMB24-3M	Molded IEEE-488 Cable, 3.0m	Normal/Normal	108.56	106.39	102.05	CALL
CMB24-4M	Molded IEEE-488 Cable, 4.0m	Normal/Normal	119.72	117.33	112.54	CALL
CMB24-5M	Molded IEEE-488 Cable, 5.0m	Normal/Normal	129.83	127.23	122.04	CALL
CMB24-6M	Molded IEEE-488 Cable, 6.0m	Normal/Normal	139.93	137.13	131.53	CALL
CMB24-8M	Molded IEEE-488 Cable, 8.0m	Normal/Normal	160.04	156.84	150.44	CALL

Molded IEEE-488 GPIB Cables - Two Reverse Entry Connectors to Overcome Difficult Mounting

There are times when the use of a standard GPIB cable is not desirable because of obstructions from other nearby instruments, etc. In some cases it may be more advantageous to have the cable enter the connector housing from the opposite direction. An obvious advantage is when it is used as an extension cable.

CIM24-05M	Molded IEEE-488 Cable, 0.5m	Reverse/Reverse	88.25	82.95	77.66	CALL
CIM24-1M	Molded IEEE-488 Cable, 1.0m	Reverse/Reverse	92.60	87.04	81.49	CALL
CIM24-2M	Molded IEEE-488 Cable, 2.0m	Reverse/Reverse	103.98	97.74	91.50	CALL
CIM24-3M	Molded IEEE-488 Cable, 3.0m	Reverse/Reverse	114.60	107.72	100.85	CALL
CIM24-4M	Molded IEEE-488 Cable, 4.0m	Reverse/Reverse	126.31	118.73	111.15	CALL
CIM24-5M	Molded IEEE-488 Cable, 5.0m	Reverse/Reverse	135.69	127.55	119.41	CALL
CIM24-6M	Molded IEEE-488 Cable, 6.0m	Reverse/Reverse	146.30	137.52	128.74	CALL
CIM24-8M	Molded IEEE-488 Cable, 8.0m	Reverse/Reverse	152.02	142.90	133.78	CALL

Molded IEEE-488 GPIB Cables - With One Reverse Entry Connector to One Normal Entry

GPIB users realize the virtues of reverse entry and have asked us to provide half and half types. L-com offers GPIB cables that are useful for connecting rack equipment when GPIB receptacles do not orientate properly to allow shortest distance and an orderly appearance.

CIMB24-03M	Molded IEEE-488 Cable, 0.3m	Normal/Reverse	86.13	80.96	75.79	CALL
CIMB24-05M	Molded IEEE-488 Cable, 0.5m	Normal/Reverse	88.25	82.95	77.66	CALL
CIMB24-1M	Molded IEEE-488 Cable, 1.0m	Normal/Reverse	93.50	87.89	82.28	CALL

Molded CMC Series IEEE-488 GPIB Cables - Feature One Inline GPIB Male Termination

These molded GPIB cables are similar in construction and electrical specifications to our popular CMB24 series except that one end terminates to a straight male connector. This is sometimes preferred when there is no apparent need to have the exposed female end. It also eliminates the need for capping the exposed connector. Quite useful when the traditional right angle cable gets in the way of other cables such as in a computer back plane. Both ends of these cables utilize a stamped steel internal closure providing 100% shielding and a robust strain relief.

CMC24-05M	Molded IEEE-488 Cable, 0.5m	Normal/Inline	72.91	68.54	64.16	CALL
CMC24-1M	Molded IEEE-488 Cable, 1.0m	Normal/Inline	77.90	73.23	68.55	CALL
CMC24-2M	Molded IEEE-488 Cable, 2.0m	Normal/Inline	86.51	81.32	76.13	CALL
CMC24-3M	Molded IEEE-488 Cable, 3.0m	Normal/Inline	96.61	90.81	85.02	CALL
CMC24-4M	Molded IEEE-488 Cable, 4.0m	Normal/Inline	105.23	98.92	92.60	CALL
CMC24-5M	Molded IEEE-488 Cable, 5.0m	Normal/Inline	115.35	108.43	101.51	CALL
CMC24-10M	Molded IEEE-488 Cable, 10.0m	Normal/Inline	146.70	137.90	129.10	CALL

Molded CMD Series IEEE-488 GPIB Cables - Have Two Inline GPIB Male Terminations

Supreme performance combined with rugged durability make this cable series a great value. Featuring an outer braid plus foil shield, these cables provide for enhanced protection against EMI (electromagnetic interference). A unique stamped steel internal enclosure provides 100% shielding and a robust strain relief. Molded backshells contribute to a long life expectancy and resist breakage at the point where the cable enters the backshell.

CMD24-05M	Molded IEEE-488 Cable, 0.5m	Inline/Inline	58.08	54.60	51.11	CALL
CMD24-1M	Molded IEEE-488 Cable, 1.0m	Inline/Inline	60.88	57.23	53.57	CALL
CMD24-2M	Molded IEEE-488 Cable, 2.0m	Inline/Inline	73.91	69.48	65.04	CALL
CMD24-3M	Molded IEEE-488 Cable, 3.0m	Inline/Inline	84.39	79.33	74.26	CALL
CMD24-4M	Molded IEEE-488 Cable, 4.0m	Inline/Inline	94.99	89.29	83.59	CALL
CMD24-5M	Molded IEEE-488 Cable, 5.0m	Inline/Inline	105.61	99.27	92.94	CALL
CMD24-10M	Molded IEEE-488 Cable, 10.0m	Inline/Inline	158.28	148.78	139.29	CALL

Tip The chart below will help you to find the connector orientation style that you need.

Normal Orientation



This is the standard for most GPIB cable assemblies

Reverse Orientation



Great for extending GPIB cable runs

Inline Orientation



Helpful for connecting to GPIB equipment

Item #	Description	Connector Orientation	1-9	10-24	25-99	100+
IEEE-488 GPIB Bulkhead Adapters - The Easiest Way to Feed GPIB Cables Through Panels						
IEEE-488 bulkhead adapters originated because of a need by design and test engineers. Because of user concerns for ground loops, we offer another version of the popular CIB24BF with an insulated mounting bracket rather than a metal one. Model CIB24BF-I features a fiberglass mounting bracket.						
CIB24BA	IEEE-488 Bulkhead Adapter, Male/Female	Normal	48.14	44.29	40.44	CALL
CIB24BF	IEEE-488 Bulkhead Adapter, Female/Female	Normal	49.19	45.25	41.32	CALL
CIB24BF-I	IEEE-488 Bulkhead Adapter, Insulated, Female/Female	Normal	52.65	48.44	44.23	CALL
CIB24XM	Modified IEEE-488 Extender, Male/Female	Normal	39.11	35.98	32.85	CALL

IEEE-488 GPIB Reverse Entry Adapters - The Ultimate Solution for Many Difficult Situations

A twist has been added to IEEE-488 networking by the introduction of reverse entry adapters.

CIB24BFR	Reverse Entry IEEE-488 Bulkhead Adapter, Female/Female	Reverse	51.14	47.05	42.96	CALL
CIB24BFR-I	Reverse Entry IEEE-488 Bulkhead Adapter, Insulated, Female/Female	Reverse	52.65	48.44	44.23	CALL

IEEE-488 GPIB Reverse GPIB Adapter - For Easy Extension of Two Standard IEEE-488 Cables

CIB24XFR	180° Reverse IEEE-488 Adapter, Female/Female	Reverse	39.11	35.98	32.85	CALL
----------	--	---------	-------	-------	-------	------

IEEE-488 GPIB Reverse Extender - Changes Cable Direction 180° and Extends Port

CIB24XR	180° Reverse IEEE-488 Extender, Male/Female	Reverse	39.11	35.98	32.85	CALL
---------	---	---------	-------	-------	-------	------

IEEE-488 GPIB Slim-line Extenders - Provide One Inch Additional Clearance, Fits Narrow PC Ports

These handy, hard to find extenders are normally used to provide a one inch extension allowing right angle cables that extra margin to clear nearby obstacles. Special 0.73" (1.9cm) height allows for use with computers having narrow port openings.

CIB24XC	Slim-line IEEE-488 Extender, Male/Female	Normal	40.62	37.37	34.12	CALL
CIB24XCR	Reverse Entry IEEE-488 Slim-line Extender, Male/Female	Reverse	45.13	41.52	37.91	CALL

IEEE-488 GPIB Ultra Slim-line Extender - No Frills, Fully Shielded, Cast Body

There's a growing need for a slimmer IEEE-488 extender that will clear narrow PC port openings. The CIB24XE slimline extender fills that need with an overall width of 0.62 inches (1.6cm). Connectors are cast aluminum with nickel plating and shielding is maintained with copper foil.

CIB24XE	IEEE-488 Ultra Slim-line Extender-Cast, Male/Female	Normal	30.18	27.77	25.35	CALL
---------	---	--------	-------	-------	-------	------

IEEE-488 GPIB Socket/Connectors - Standard 24 Pin, Mates with all IEEE-488 Interfaces

These GPIB socket/connectors are ideal for production or replacement use and meet the highest quality standards. Contacts are gold plated for the best connectivity, mating hardware is plated with black oxide. All plastic materials are UL94V-0 flammability rated. Quantity pricing is available upon request.

CIB24S	Female IEEE-488 Connector, Solder Lug Terminals	13.33	12.26	11.20	CALL
CIB24SPC	Female IEEE-488 Connector, Straight PC Terminals	13.90	12.79	11.68	CALL
CIB24SRA	Female IEEE-488 Connector, Right Angle PC Terminals	9.82	9.03	8.25	CALL

IEEE-488 GPIB Connector Shielding Covers - Protect Against Contamination, Physical Damage & RFI

L-com offers two cast aluminum covers that mate to the exposed end of the GPIB cable connector. These covers have many uses such as in production or shipping to protect against dirt or damage to the exposed connector.

CIB24C	IEEE-488 Connector Cover, Mates Female GPIB Connectors	13.13	12.08	11.03	CALL
CIB24CB	IEEE-488 Connector Cover, As Above but Black Anodized Finish	14.25	13.11	11.97	CALL
CIB24CM	IEEE-488 Connector Cover, Mates Male GPIB Connectors	13.09	12.04	11.00	CALL

IEEE-488 GPIB Inline Connector Kit - A Good Way to Retrofit Defective Cables

This unique GPIB inline connector kit allows the user to assemble their own inline IEEE-488 connectors. It includes a solder style male connector, two piece cast aluminum housing, two thumbscrews and a cable clamp. By using this inline connector kit, fast field cable terminations can be realized.

CB24SM	IEEE-488 Inline Male Connector Kit	23.16	21.31	19.45	CALL
--------	------------------------------------	-------	-------	-------	------

IEEE-488 GPIB Thumbscrews

These handy GPIB thumbscrews are available in packages of 20 and can be used with L-com's Molded, Deluxe and Premium GPIB cable assemblies.

GPIB-TMBSC-14	IEEE-488 GPIB Thumbscrew, Molded Normal and Reverse Connectors, Pkg/20	23.17	22.24	21.32	CALL
GPIB-TMBSC-15	IEEE-488 GPIB Thumbscrew, Assembled Inline Connectors, Pkg/20	23.91	22.95	22.00	CALL
GPIB-TMBSC-16	IEEE-488 GPIB Thumbscrew, Molded Inline Connectors, Pkg/20	18.79	18.04	17.29	CALL
GPIB-TMBSC-18	IEEE-488 GPIB Thumbscrew, Assembled Normal Connectors, Pkg/20	22.64	21.73	20.83	CALL

Tip L-com reverse entry adapters solve cable extension problems in the field.

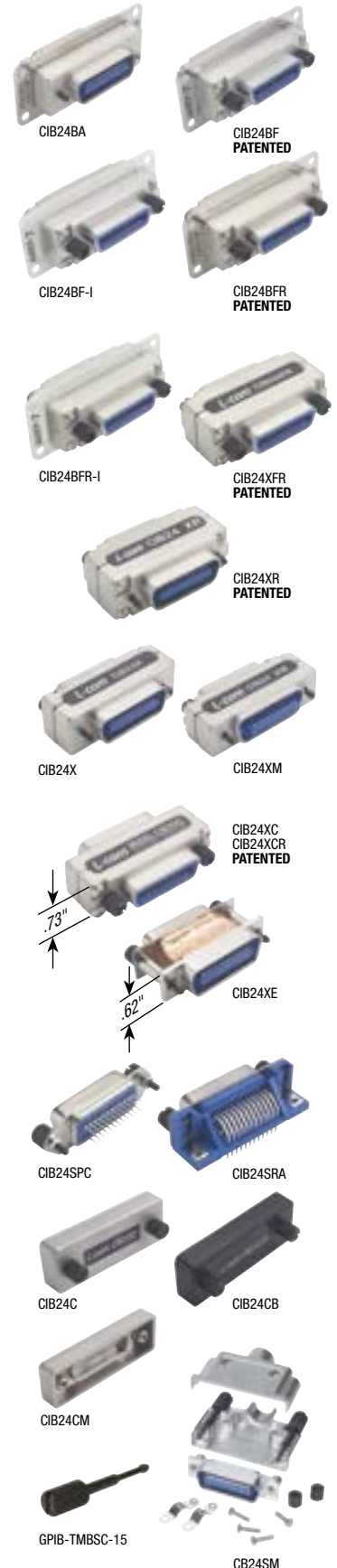
Before: **(A)**


Typical GPIB cables with normal entry are difficult to extend.



After: **(B)**

A reverse entry adapter solves the problem.





AUDIO/VIDEO

What are Audio/Video products?

Audio/Video products consist of cables, adapters, converters and extenders which utilize various video and audio interfaces to transmit and receive video and/or audio signals.

How are Audio/Video products used?

The primary function of Audio/Video cables is the interconnection between a signal generating device such as a CPU (Central Processing Unit) and a display device such as a monitor.

Where are Audio/Video products used?

Audio/Video products are used in a wide variety of video and/or audio signal transmission applications found in homes, businesses, government, industrial, and military applications.

Common Audio/Video Interfaces

	HDMI (High Definition Multimedia Interface)	DP (DisplayPort)	DVI (Digital Video Interface)	SVGA (Super Video Graphics Array)
Standards Group	HDMI Licensing, LLC. (Consortium of consumer electronics manufacturers)	VESA (Video Electronics Standards Association)	DDWG (Digital Display Work Group)	VESA (Video Electronics Standards Association)
Maximum Channels	8	8	6 (Dual Link)	N/A
Maximum Resolution	HDTV 720P and 1080P	1080p	QXGA (2048 x 1536)	800 x 600
Analog/Digital Combination	No	No	DVI-I (24 + 4 Pin) Yes	No
Digital/Audio	Yes	Yes	No	No

DVI Connector Configuration Chart

Shown are a number of DVI connector interfaces that can be identified by the pin configurations. They include DVI-A (analog only), DVI-D (digital only) and DVI-I (analog and digital). In addition, single link and dual link configurations exist for both DVI-D and DVI-I. Shown are the major configurations illustrating the distinguishing features for each type of DVI interface.

ANALOG AND DIGITAL



DVI-I Single Link
Three rows of 6 pins and two contacts above and below the flat blade.



DVI-I Dual Link
Three rows of 8 pins and two contacts above and below the flat blade.

ANALOG ONLY



DVI-A
One row of 5 pins, one row of 3 pins and one row of 4 pins with two contacts above and below the flat blade.

DIGITAL ONLY



DVI-D Single Link
Three rows of 6 pins and no contacts above or below the flat blade.



DVI-D Dual Link
Three rows of 8 pins and no contacts above or below the flat blade.

Predictable Performance from L-com

As a member of both VESA and HDMI Licensing LLC., L-com ensures our audio/video products comply with the latest standards and undergo the required performance testing to provide our customers with best in class products. Our commitment to the highest quality components, manufacturing processes, and testing ensures predictable performance every time.



Competitors non-certified, low cost cable.
Blurred, ghosted image.



L-com certified and tested cable.
Clear, crisp image.



HDMI® Certification

HDMI Licensing, LLC. is the governing body that controls the HDMI standards and sets forth specific performance criteria for HDMI products. In order to manufacture and market HDMI products legally, a manufacturer must be an active member and their products must pass rigorous testing to ensure optimal performance. Since 2009, L-com has been a member of the HDMI Licensing group to guarantee our customers receive only the highest quality HDMI products.



VESA Member

The Video Electronic Standards Associations (VESA) supports and sets industry-wide interface standards for the PC, workstation, and consumer electronics industries. As a member of VESA, L-com builds and certifies its products to the standards VESA governs ensuring our customers receive quality interoperable solutions.

Item #	Description	1-9	10-24	25-99	100+
--------	-------------	-----	-------	-------	------

Premium High Speed HDMI® Male to Male Cable Assemblies - 30 Microinch (0.762µm) Gold Plated Contacts

L-com's HDCAMM series HDMI cables offer a cost effective way to support myriad HDMI applications. Each cable is functionally tested to ensure top performance and features rugged over mold connectors, PVC jackets, and double shielding which protects your A/V signals from EMI/RFI. Available in six standard off the shelf lengths, these cables are perfect for all your HDMI applications. As an HDMI adopter, L-com's HDMI cables are certified by HDMI Licensing LLC. Custom cable lengths are available upon request.

HDCAMM-0.5	High Speed HDMI Cable with Ethernet, HDMI Male/HDMI Male, 0.5m	23.98	22.06	20.14	CALL
HDCAMM-1	High Speed HDMI Cable with Ethernet, HDMI Male/HDMI Male, 1.0m	27.04	24.88	22.71	CALL
HDCAMM-2	High Speed HDMI Cable with Ethernet, HDMI Male/HDMI Male, 2.0m	32.07	29.50	26.94	CALL
HDCAMM-3	High Speed HDMI Cable with Ethernet, HDMI Male/HDMI Male, 3.0m	36.46	33.54	30.63	CALL
HDCAMM-4	High Speed HDMI Cable with Ethernet, HDMI Male/HDMI Male, 4.0m	41.17	37.88	34.58	CALL
HDCAMM-5	High Speed HDMI Cable with Ethernet, HDMI Male/HDMI Male, 5.0m	46.32	42.61	38.91	CALL




Premium High Speed HDMI® Cable Assemblies with Colored Over Molds - 30µ Gold Plated Contacts

L-com offers an extensive line of high speed HDMI cables with Ethernet featuring different colored connector over molds. Color coding helps with visual identification of attached services/equipment. These color coded HDMI cables support the latest HDMI features including 3D over HDMI and Ethernet Channel.




HDCABK	High Speed HDMI Cable with Ethernet, HDMI Male/HDMI Male, 0.5m	23.90	22.47	21.03	CALL
HDCABL	High Speed HDMI Cable with Ethernet, HDMI Male/HDMI Male, 1.0m	25.94	24.38	22.83	CALL
HDCAGR	High Speed HDMI Cable with Ethernet, HDMI Male/HDMI Male, 2.0m	32.66	30.70	28.74	CALL
HDCAYL	High Speed HDMI Cable with Ethernet, HDMI Male/HDMI Male, 3.0m	34.39	32.33	30.26	CALL
HDCAOR	High Speed HDMI Cable with Ethernet, HDMI Male/HDMI Male, 4.0m	41.44	38.95	36.47	CALL
HDCA-5	High Speed HDMI Cable with Ethernet, HDMI Male/HDMI Male, 5.0m	48.34	45.44	42.54	CALL



Deluxe High Speed HDMI® Male to Male Cable Assemblies - Gold Plated Contacts, Fully Shielded

CGHDMM-0.3	High Speed HDMI Cable with Ethernet, HDMI Male/HDMI Male, 0.3m	12.31	11.33	10.34	CALL
CGHDMM-0.5	High Speed HDMI Cable with Ethernet, HDMI Male/HDMI Male, 0.5m	12.99	11.95	10.91	CALL
CGHDMM-1	High Speed HDMI Cable with Ethernet, HDMI Male/HDMI Male, 1.0m	14.69	13.51	12.34	CALL
CGHDMM-2	High Speed HDMI Cable with Ethernet, HDMI Male/HDMI Male, 2.0m	18.09	16.64	15.20	CALL
CGHDMM-3	High Speed HDMI Cable with Ethernet, HDMI Male/HDMI Male, 3.0m	21.49	19.77	18.05	CALL
CGHDMM-4	High Speed HDMI Cable with Ethernet, HDMI Male/HDMI Male, 4.0m	24.66	22.69	20.71	CALL
CGHDMM-5	High Speed HDMI Cable with Ethernet, HDMI Male/HDMI Male, 5.0m	27.49	25.29	23.09	CALL



High Speed HDMI® Cable with Ethernet - Panel Mount HDMI® Female to Male

L-com's unique PMHDMF-XX series panel mount HDMI cable family features fully molded female HDMI panel mount connectors to address multiple panel and enclosure applications requiring HDMI connectivity. As an HDMI Adopter, L-com's HDMI cables are certified by HDMI Licensing LLC. to perform to the latest HDMI specification. These HDMI cable products support HDMI Ethernet Channel, Audio Return Channel, 3D over HDMI, 4K video, and additional color spaces.

PMHDMF-0.5	High Speed HDMI Cable with Ethernet, Male/Panel Mount Female, 0.5m	23.68	22.26	20.84	CALL
PMHDMF-1	High Speed HDMI Cable with Ethernet, Male/Panel Mount Female, 1.0m	28.13	26.44	24.75	CALL
PMHDMF-2	High Speed HDMI Cable with Ethernet, Male/Panel Mount Female, 2.0m	33.67	31.65	29.63	CALL
PMHDMF-3	High Speed HDMI Cable with Ethernet, Male/Panel Mount Female, 3.0m	38.28	35.98	33.69	CALL
PMHDMF-4	High Speed HDMI Cable with Ethernet, Male/Panel Mount Female, 4.0m	43.64	41.02	38.40	CALL
PMHDMF-5	High Speed HDMI Cable with Ethernet, Male/Panel Mount Female, 5.0m	48.64	45.72	42.80	CALL



High Speed HDMI® to Mini HDMI® Cable Assemblies

Our HDMI to Mini HDMI cables are perfect for connecting standard HDMI interfaces to Mini HDMI peripherals such as camcorders, displays and digital cameras. By utilizing these assemblies there is no need to purchase a separate standalone adapter.

MHD-HD-0.5	High Speed HDMI Cable with Ethernet, HDMI Male/Mini HDMI Male, 0.5m	24.03	22.59	21.15	CALL
MHD-HD-1	High Speed HDMI Cable with Ethernet, HDMI Male/Mini HDMI Male, 1.0m	24.71	23.23	21.74	CALL
MHD-HD-2	High Speed HDMI Cable with Ethernet, HDMI Male/Mini HDMI Male, 2.0m	29.15	27.40	25.65	CALL
MHD-HD-3	High Speed HDMI Cable with Ethernet, HDMI Male/Mini HDMI Male, 3.0m	34.15	32.10	30.05	CALL
MHD-HD-4	High Speed HDMI Cable with Ethernet, HDMI Male/Mini HDMI Male, 4.0m	37.36	35.12	32.88	CALL
MHD-HD-5	High Speed HDMI Cable with Ethernet, HDMI Male/Mini HDMI Male, 5.0m	43.58	40.97	38.35	CALL



High Speed HDMI® Cable Assemblies


L-com's VHA00009 series HDMI cable products offer a very cost effective way to support myriad HDMI applications. As an HDMI Adopter, L-com's HDMI cables are certified by HDMI Licensing LLC. to perform to the latest HDMI specification. These HDMI cables support HDMI Ethernet Channel, Audio Return Channel, 3D over HDMI, 4K video, and additional color spaces.

VHA00009-05M	High Speed HDMI Cable, White, 0.5m	19.75	18.17	16.59	CALL
VHA00009-1M	High Speed HDMI Cable, White, 1.0m	21.26	19.56	17.86	CALL
VHA00009-2M	High Speed HDMI Cable, White, 2.0m	24.18	22.25	20.31	CALL
VHA00009-3M	High Speed HDMI Cable, White, 3.0m	26.99	24.83	22.67	CALL

Standard HDMI® to Micro HDMI® Cable Assemblies

These cables are the perfect solution for connecting a newer mobile device to a standard TV or monitor. As space is at a premium on new, thin mobile devices, compact connectors such as the Micro HDMI have been growing in popularity.

MICH-D-1	HDMI Cable, HDMI Male/Micro HDMI Male, 1.0m	28.86	27.13	25.40	CALL
MICH-D-2	HDMI Cable, HDMI Male/Micro HDMI Male, 2.0m	32.98	31.00	29.02	CALL
MICH-D-3	HDMI Cable, HDMI Male/Micro HDMI Male, 3.0m	37.10	34.87	32.65	CALL





HDRA
HDRAZ

HDMI
HIGH SPEED
with ETHERNET

Item #	Description	1-9	10-24	25-99	100+
--------	-------------	-----	-------	-------	------

L-com's High Speed HDMI® 90° Angled Cable Assemblies - PVC Jacket, 4 Exit Options Available

L-com's HDRA series cables are perfect for tight fit and confined space HDMI applications. These rugged cable assemblies feature a standard HDMI Male connector on one end and an angled HDMI Male connector on the other. These angled HDMI cables are designed for use in enclosures, cabinets or other confined spaces where standard HDMI connectors will not fit.

High Speed HDMI® Cable with Ethernet, Straight Male/Right Angle Male, Right Exit

HDRA-0.5	High Speed HDMI Cable with Ethernet, Straight Male/Right Exit Male, 0.5m	22.98	21.60	20.22	CALL
HDRA-1	High Speed HDMI Cable with Ethernet, Straight Male/Right Exit Male, 1.0m	27.56	25.91	24.25	CALL
HDRA-2	High Speed HDMI Cable with Ethernet, Straight Male/Right Exit Male, 2.0m	32.07	30.15	28.22	CALL
HDRA-3	High Speed HDMI Cable with Ethernet, Straight Male/Right Exit Male, 3.0m	36.82	34.61	32.40	CALL
HDRA-5	High Speed HDMI Cable with Ethernet, Straight Male/Right Exit Male, 5.0m	44.54	41.87	39.20	CALL

High Speed HDMI® Cable with Ethernet, Straight Male/Right Angle Male, Left Exit

HDRA2-0.5	High Speed HDMI Cable with Ethernet, Straight Male/Left Exit Male, 0.5m	26.49	24.90	23.31	CALL
HDRA2-1	High Speed HDMI Cable with Ethernet, Straight Male/Left Exit Male, 1.0m	29.37	27.61	25.85	CALL
HDRA2-2	High Speed HDMI Cable with Ethernet, Straight Male/Left Exit Male, 2.0m	32.07	30.15	28.22	CALL
HDRA2-4	High Speed HDMI Cable with Ethernet, Straight Male/Left Exit Male, 4.0m	39.26	36.90	34.55	CALL
HDRA2-5	High Speed HDMI Cable with Ethernet, Straight Male/Left Exit Male, 5.0m	44.54	41.87	39.20	CALL

High Speed HDMI® Cable with Ethernet, Straight Male/Right Angle Male, Top Exit

HDRA3-0.5	High Speed HDMI Cable with Ethernet, Straight Male/Top Exit Male, 0.5m	26.05	24.49	22.92	CALL
HDRA3-1	High Speed HDMI Cable with Ethernet, Straight Male/Top Exit Male, 1.0m	29.81	28.02	26.23	CALL
HDRA3-2	High Speed HDMI Cable with Ethernet, Straight Male/Top Exit Male, 2.0m	32.07	30.15	28.22	CALL
HDRA3-3	High Speed HDMI Cable with Ethernet, Straight Male/Top Exit Male, 3.0m	35.39	33.27	31.14	CALL
HDRA3-4	High Speed HDMI Cable with Ethernet, Straight Male/Top Exit Male, 4.0m	39.26	36.90	34.55	CALL
HDRA3-5	High Speed HDMI Cable with Ethernet, Straight Male/Top Exit Male, 5.0m	42.06	39.54	37.01	CALL

High Speed HDMI® Cable with Ethernet, Straight Male/Right Angle Male, Bottom Exit

HDRA4-0.5	High Speed HDMI Cable with Ethernet, Straight Male/Bottom Exit Male, 0.5m	27.89	26.22	24.54	CALL
HDRA4-1	High Speed HDMI Cable with Ethernet, Straight Male/Bottom Exit Male, 1.0m	30.46	28.63	26.80	CALL
HDRA4-2	High Speed HDMI Cable with Ethernet, Straight Male/Bottom Exit Male, 2.0m	32.07	30.15	28.22	CALL
HDRA4-3	High Speed HDMI Cable with Ethernet, Straight Male/Bottom Exit Male, 3.0m	36.82	34.61	32.40	CALL
HDRA4-4	High Speed HDMI Cable with Ethernet, Straight Male/Bottom Exit Male, 4.0m	39.96	37.56	35.16	CALL
HDRA4-5	High Speed HDMI Cable with Ethernet, Straight Male/Bottom Exit Male, 5.0m	43.75	41.13	38.50	CALL



HDRA2
HDRAZ2

HDMI
HIGH SPEED
with ETHERNET



HDRA3
HDRAZ3

HDMI
HIGH SPEED
with ETHERNET



HDRA4
HDRAZ4

HDMI
HIGH SPEED
with ETHERNET

L-com's High Speed HDMI® Angled Cable Assemblies - Low Smoke Zero Halogen Jacket

L-com's HDRA series Low Smoke Zero Halogen cables are perfect for tight fit and confined space HDMI applications.

High Speed HDMI® LSZH Cable with Ethernet, Straight Male/Right Angle Male, Right Exit

HDRAZ-0.5	High Speed HDMI LSZH Cable with Ethernet, Straight Male/Right Exit Male, 0.5m	26.31	24.73	23.15	CALL
HDRAZ-1	High Speed HDMI LSZH Cable with Ethernet, Straight Male/Right Exit Male, 1.0m	29.96	28.16	26.36	CALL
HDRAZ-2	High Speed HDMI LSZH Cable with Ethernet, Straight Male/Right Exit Male, 2.0m	31.34	29.46	27.58	CALL
HDRAZ-3	High Speed HDMI LSZH Cable with Ethernet, Straight Male/Right Exit Male, 3.0m	39.19	36.84	34.49	CALL
HDRAZ-5	High Speed HDMI LSZH Cable with Ethernet, Straight Male/Right Exit Male, 5.0m	51.78	48.67	45.57	CALL

High Speed HDMI® LSZH Cable with Ethernet, Straight Male/Right Angle Male, Left Exit

HDRAZ2-0.5	High Speed HDMI LSZH Cable with Ethernet, Straight Male/Left Exit Male, 0.5m	28.86	27.13	25.40	CALL
HDRAZ2-1	High Speed HDMI LSZH Cable with Ethernet, Straight Male/Left Exit Male, 1.0m	33.59	31.57	29.56	CALL
HDRAZ2-2	High Speed HDMI LSZH Cable with Ethernet, Straight Male/Left Exit Male, 2.0m	33.52	31.51	29.50	CALL
HDRAZ2-4	High Speed HDMI LSZH Cable with Ethernet, Straight Male/Left Exit Male, 4.0m	46.72	43.92	41.11	CALL
HDRAZ2-5	High Speed HDMI LSZH Cable with Ethernet, Straight Male/Left Exit Male, 5.0m	50.85	47.80	44.75	CALL

High Speed HDMI® LSZH Cable with Ethernet, Straight Male/Right Angle Male, Top Exit

HDRAZ3-0.5	High Speed HDMI LSZH Cable with Ethernet, Straight Male/Top Exit Male, 0.5m	32.48	30.53	28.58	CALL
HDRAZ3-1	High Speed HDMI LSZH Cable with Ethernet, Straight Male/Top Exit Male, 1.0m	35.66	33.52	31.38	CALL
HDRAZ3-2	High Speed HDMI LSZH Cable with Ethernet, Straight Male/Top Exit Male, 2.0m	31.26	29.38	27.51	CALL
HDRAZ3-3	High Speed HDMI LSZH Cable with Ethernet, Straight Male/Top Exit Male, 3.0m	40.23	37.82	35.40	CALL
HDRAZ3-4	High Speed HDMI LSZH Cable with Ethernet, Straight Male/Top Exit Male, 4.0m	39.90	37.51	35.11	CALL
HDRAZ3-5	High Speed HDMI LSZH Cable with Ethernet, Straight Male/Top Exit Male, 5.0m	44.22	41.57	38.91	CALL

High Speed HDMI® LSZH Cable with Ethernet, Straight Male/Right Angle Male, Bottom Exit

HDRAZ4-0.5	High Speed HDMI LSZH Cable with Ethernet, Straight Male/Bottom Exit Male, 0.5m	31.83	29.92	28.01	CALL
HDRAZ4-1	High Speed HDMI LSZH Cable with Ethernet, Straight Male/Bottom Exit Male, 1.0m	35.66	33.52	31.38	CALL
HDRAZ4-2	High Speed HDMI LSZH Cable with Ethernet, Straight Male/Bottom Exit Male, 2.0m	33.58	31.57	29.55	CALL
HDRAZ4-3	High Speed HDMI LSZH Cable with Ethernet, Straight Male/Bottom Exit Male, 3.0m	37.68	35.42	33.16	CALL
HDRAZ4-4	High Speed HDMI LSZH Cable with Ethernet, Straight Male/Bottom Exit Male, 4.0m	45.89	43.14	40.38	CALL
HDRAZ4-5	High Speed HDMI LSZH Cable with Ethernet, Straight Male/Bottom Exit Male, 5.0m	50.85	47.80	44.75	CALL



HDCA453MM

HDMI
HIGH SPEED
with ETHERNET

L-com's High Speed HDMI® 45° Angled Cable Assemblies - PVC Jacket - Left or Right Exit

L-com's HDCA45 series 45 degree angle HDMI cable assemblies are perfect for tight fit and confined space HDMI applications. These rugged 45 degree angle HDMI cable assemblies feature a standard HDMI Male A connector on one end and a 45 degree angle HDMI Male A connector on the other. L-com's 45 degree angle HDMI cables are designed for use in enclosures, cabinets or other confined spaces where standard HDMI connector will not fit. These HDMI cables support HDMI Ethernet Channel, Audio Return Channel, 3D over HDMI, 4K video, and additional color spaces.

HDCA453MM-1	High Speed HDMI Cable with Ethernet, Straight Male/Left Exit Male, 1.0m	28.02	25.78	23.54	CALL
HDCA453MM-3	High Speed HDMI Cable with Ethernet, Straight Male/Left Exit Male, 3.0m	38.13	35.08	32.03	CALL

High Speed HDMI® Cable with Ethernet, Straight Male/Right Angle Male, Right Exit

HDCA454MM-1	High Speed HDMI Cable with Ethernet, Straight Male/Right Exit Male, 1.0m	28.02	25.78	23.54	CALL
HDCA454MM-2	High Speed HDMI Cable with Ethernet, Straight Male/Right Exit Male, 2.0m	32.34	29.75	27.17	CALL
HDCA454MM-4	High Speed HDMI Cable with Ethernet, Straight Male/Right Exit Male, 4.0m	43.14	39.69	36.24	CALL



HDCA454MM

HDMI
HIGH SPEED
with ETHERNET

Item #	Description	1-9	10-24	25-99	100+
--------	-------------	-----	-------	-------	------

L-com's Mini HDMI® to Mini HDMI® Male Cable Assemblies

L-com's Mini HDMI series cable assemblies, connect HDMI host and peripheral devices directly to each other using high speed HDMI cables with Mini HDMI connectors.

MHD-MHD-0.5M	Mini HDMI to Mini HDMI Male Cable Assembly, 0.5m	12.82	12.05	11.28	CALL
MHD-MHD-1M	Mini HDMI to Mini HDMI Male Cable Assembly, 1.0m	14.91	14.02	13.12	CALL
MHD-MHD-2M	Mini HDMI to Mini HDMI Male Cable Assembly, 2.0m	19.07	17.93	16.78	CALL
MHD-MHD-3M	Mini HDMI to Mini HDMI Male Cable Assembly, 3.0m	23.81	22.38	20.95	CALL

L-com's HDMI® High Flex Cable Assemblies

High Flex HDMI Cable is perfect for applications requiring high speed HDMI features and video resolutions up to 4k and have the high flexibility for routing cable in tight spaces and tight corners or applications where the cable might be mobile in its application.

VHA00001-05M	Hi-Flex HDMI Male to Male Cable Assembly, 0.5m	19.54	17.98	16.41	CALL
VHA00001-1M	Hi-Flex HDMI Male to Male Cable Assembly, 1.0m	21.21	19.51	17.82	CALL
VHA00001-2M	Hi-Flex HDMI Male to Male Cable Assembly, 2.0m	24.49	22.53	20.57	CALL
VHA00001-3M	Hi-Flex HDMI Male to Male Cable Assembly, 3.0m	27.67	25.46	23.24	CALL

HDMI® Male to Male Extended Length Active Cable Assemblies

HDMI active cable for use in applications where standard length cables are too short and you do not have the room for a bulky repeater box in the run. This cable does not require extra power and supports 1080p resolution. Active chipsets in the connector allow the signal to be boosted without a mid-cable repeater box, for use in situations for large room runs with tight spaces.

VHA00005-5M	HDMI Extended Length Cable Assembly, Male to Male, 5.0m	62.52	57.52	52.52	CALL
VHA00005-10M	HDMI Extended Length Cable Assembly, Male to Male, 10.0m	125.04	115.04	105.03	CALL
VHA00005-15M	HDMI Extended Length Cable Assembly, Male to Male, 15.0m	174.54	160.58	146.61	CALL
VHA00005-18M	HDMI Extended Length Cable Assembly, Male to Male, 18.0m	224.03	206.11	188.19	CALL

L-com's HDMI® Waterproof Cable Assemblies

These unique cables feature waterproof coupling that can allow the HDMI connectors to survive harsh environments and can prevent ingress of water and dust that typically can destroy normal HDMI cables.

VHA00010-1M	HDMI Waterproof Cable Assembly, Male to Male, 1.0m	59.50	55.93	52.36	CALL
VHA00010-2M	HDMI Waterproof Cable Assembly, Male to Male, 2.0m	65.65	61.71	57.77	CALL
VHA00010-3M	HDMI Waterproof Cable Assembly, Male to Male, 3.0m	71.75	67.44	63.14	CALL
VHA00010-4M	HDMI Waterproof Cable Assembly, Male to Male, 4.0m	76.96	72.34	67.72	CALL
VHA00010-5M	HDMI Waterproof Cable Assembly, Male to Male, 5.0m	83.05	78.07	73.08	CALL

L-com's HDMI® Flat Cable Assemblies

L-com's HDMI Flat Cables offer a cost effective way to support HDMI applications in tight places. Additional features include rugged over-mold connectors, PVC jacketing, gold plated contacts and double shielding which protects your AV signals from EMI/RFI. Available in six off the shelf lengths, these cables are perfect for all your high speed HDMI applications.

VHA00012-05M	HDMI Flat Cable Assembly, Male to Male, 0.5m	12.87	11.84	10.81	CALL
VHA00012-1M	HDMI Flat Cable Assembly, Male to Male, 1.0m	14.59	13.42	12.26	CALL
VHA00012-2M	HDMI Flat Cable Assembly, Male to Male, 2.0m	18.08	16.63	15.19	CALL
VHA00012-3M	HDMI Flat Cable Assembly, Male to Male, 3.0m	21.89	20.14	18.39	CALL

VHA00013-4M	HDMI Flat Cable Assembly, Male to Male, 4.0m	34.39	31.64	28.89	CALL
VHA00013-5M	HDMI Flat Cable Assembly, Male to Male, 5.0m	39.97	36.77	33.57	CALL

VHA00016-05M	HDMI Flat Cable Assembly, Male to Male, 0.5m	19.35	17.80	16.25	CALL
VHA00016-1M	HDMI Flat Cable Assembly, Male to Male, 1.0m	20.70	19.04	17.39	CALL
VHA00016-2M	HDMI Flat Cable Assembly, Male to Male, 2.0m	26.00	23.92	21.84	CALL
VHA00016-3M	HDMI Flat Cable Assembly, Male to Male, 3.0m	32.70	30.08	27.47	CALL
VHA00016-4M	HDMI Flat Cable Assembly, Male to Male, 4.0m	49.35	45.40	41.45	CALL
VHA00016-5M	HDMI Flat Cable Assembly, Male to Male, 5.0m	56.00	51.52	47.04	CALL

HDMI® Male to VGA Male Cable Assembly

Connect your device to an HD TV with ease by using the HDMI to VGA adapter cable. Featuring HDMI male and VGA male connectors with gold contacts, 32/26AWG wire for high performance video, noise free transmission.

HDVGA-MM-7	HDMI Male to VGA Male Cable, 7 ft. (2.1m)	65.13	59.92	54.71	CALL
------------	---	-------	-------	-------	------

HDMI to DisplayPort LSZH Cable Assemblies

The HD MI to DisplayPort cable is a cost-effective solution to send video signal from an existing source device to a projector or monitor, without the expense of upgrading to a new monitor. The cable offers high quality construction and supports high bandwidth video resolutions up to 1920 x 1200 or HDTV resolutions up to 1080p. An ideal component for solutions in auditoriums, conference rooms, or other applications. Features low smoke zero halogen cable jacketing.

VHA00014-05M	HDMI Male to DisplayPort Male LSZH, 0.5m	21.21	19.51	17.82	CALL
VHA00014-1M	HDMI Male to DisplayPort Male LSZH, 1.0m	22.93	21.10	19.26	CALL
VHA00014-2M	HDMI Male to DisplayPort Male LSZH, 2.0m	26.42	24.31	22.19	CALL
VHA00014-3M	HDMI Male to DisplayPort Male LSZH, 3.0m	29.55	27.19	24.82	CALL
VHA00014-5M	HDMI Male to DisplayPort Male LSZH, 5.0m	33.35	30.68	28.01	CALL





Item #	Description	1-9	10-24	25-99	100+
--------	-------------	-----	-------	-------	------

HDMI® Dongle Cables

These HDMI dongles can be used with any HDMI compliant cable assembly or HDMI ports on devices including HD TVs, HDMI hubs, HDMI enabled A/V equipment and more.

HDAFDM	HDMI A Female to HDMI D Male Dongle	11.54	11.19	10.85	CALL
HDAFCM	HDMI A Female to HDMI C Male Dongle	9.40	9.12	8.84	CALL
HDRAMF	HDMI A Right Angle Male to HDMI A Female Dongle Cable	7.86	7.62	7.39	CALL
HDAMFLOC	HDMI A Male with Locking Screw to HDMI Female Dongle Cable	7.81	7.58	7.34	CALL

HDMI® to Displayport Dongle Cable

These plug and play DisplayPort to HDMI adapters are perfect for upgrading to the newer digital DisplayPort A/V technology. Simply plug in the DisplayPort connector to a PC or Laptop and the other end into an HDMI enabled display/monitor and you are up and running.

HD-DPI-MM-8	HDMI Male to Displayport Male Dongle	11.47	10.55	9.63	CALL
-------------	--------------------------------------	-------	-------	------	------

DisplayPort Male to DVI Male Dongle Cable

The DP to DVI Dongle is a cost-effective solution to send video signals from an existing source device to a projector or monitor, without the expense of upgrading to a new monitor. The dongle offers high quality construction and supports high bandwidth video resolutions up to 1920x1200 or HD TV resolutions up to 1080p. An ideal component for solutions in auditoriums, conference rooms, or other applications.

DPC00003	DisplayPort Male to DVI Male Dongle	17.20	16.86	16.51	CALL
----------	-------------------------------------	-------	-------	-------	------

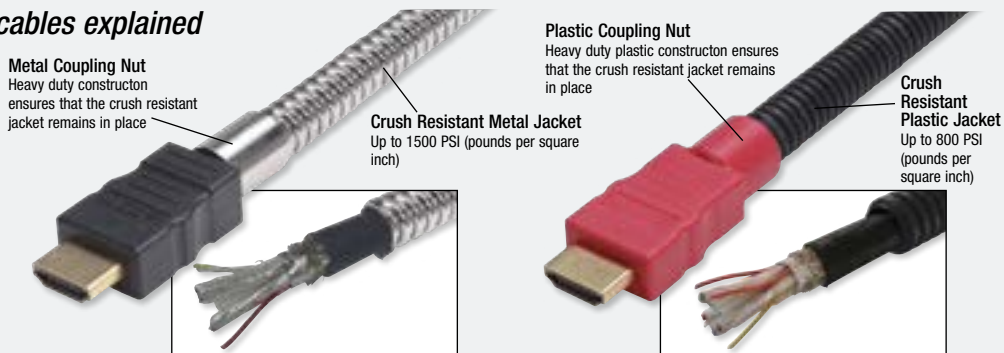
HDMI® to DVI Dongle Cable

This HDMI dongle can be used with any HDMI/DVI compliant cable assembly or HDMI/DVI ports on devices including HD TVs, HDMI hubs, HDMI enabled A/V equipment and more.

HD-DVII-MM-3	HDMI Male to DVI Male Dongle	5.84	5.37	4.91	CALL
--------------	------------------------------	------	------	------	------

Tip HDMI armored cables explained

Same premium quality HDMI components used in L-com's HDCA cable assemblies. High performance HDMI with added benefit of extra durability. Great for applications where standard cables may be damaged due to excessive force.



Uses our Premium bulk cable including PVC cable jacket and braid/foil shield under the armor.

Item #	Description	1-9	10-24	25-99	100+
--------	-------------	-----	-------	-------	------

High Speed Metal Armored HDMI® Cables with Ethernet


These unique cables feature crush resistant jackets over our premium HDMI cable to provide protection in applications where standard cables would be damaged due to excessive force. Crush resistance is 1500 PSI (Pounds per Square Inch). Additional features include rugged over mold connectors including a space saving right angle end, 30 microinch (0.762µm) gold plated contacts and double shielding to protect A/V signals from EMI/RFI.

HDCAMT-0.5	High Speed Metal Armored HDMI Cable with Ethernet, HDMI Male/HDMI Male, 0.5m	37.32	35.83	34.33	CALL
HDCAMT-1	High Speed Metal Armored HDMI Cable with Ethernet, HDMI Male/HDMI Male, 1.0m	41.98	40.30	38.62	CALL
HDCAMT-2	High Speed Metal Armored HDMI Cable with Ethernet, HDMI Male/HDMI Male, 2.0m	54.90	52.70	50.51	CALL
HDCAMT-3	High Speed Metal Armored HDMI Cable with Ethernet, HDMI Male/HDMI Male, 3.0m	66.10	63.46	60.81	CALL
HDCAMT-4	High Speed Metal Armored HDMI Cable with Ethernet, HDMI Male/HDMI Male, 4.0m	72.96	70.04	67.12	CALL
HDCAMT-5	High Speed Metal Armored HDMI Cable with Ethernet, HDMI Male/HDMI Male, 5.0m	81.79	78.52	75.25	CALL

High Speed Plastic Armored HDMI® Cables with Ethernet

These unique cables feature a hardened PVC crush resistant jacket over our premium HDMI cable to provide protection in applications where standard cables would be damaged due to excessive force. Crush resistance is 800 PSI (Pounds per Square Inch). Additional features include rugged over mold connectors including a space saving right angle end, 30 microinch (0.762µm) gold plated contacts and double shielding which protects your A/V signals from EMI/RFI.

HDCAPL-0.5	High Speed Plastic Armored HDMI Cable with Ethernet, HDMI Male/HDMI Male, 0.5m	27.16	26.07	24.99	CALL
HDCAPL-1	High Speed Plastic Armored HDMI Cable with Ethernet, HDMI Male/HDMI Male, 1.0m	32.36	31.07	29.77	CALL
HDCAPL-2	High Speed Plastic Armored HDMI Cable with Ethernet, HDMI Male/HDMI Male, 2.0m	42.80	41.09	39.38	CALL
HDCAPL-3	High Speed Plastic Armored HDMI Cable with Ethernet, HDMI Male/HDMI Male, 3.0m	46.71	44.84	42.97	CALL
HDCAPL-4	High Speed Plastic Armored HDMI Cable with Ethernet, HDMI Male/HDMI Male, 4.0m	59.68	57.29	54.91	CALL
HDCAPL-5	High Speed Plastic Armored HDMI Cable with Ethernet, HDMI Male/HDMI Male, 5.0m	61.17	58.72	56.28	CALL




Item #	Description	1-9	10-24	25-99	100+
--------	-------------	-----	-------	-------	------

DVI Products

DVI (Digital Video Interface) is a widely used interface specifically designed for the transmission of digital video signals. L-com's DVI cable assemblies and adapters are offered in various interface combinations and gender configurations to address a broad range of connection applications.

Premium DVI-D Single Link Cable Assemblies with Ferrites

CTLDVIMM-3	DVI Cable, DVI-D Single Link, Male/Male, 3.0ft (0.9m)	23.30	21.44	19.57	CALL
CTLDVIMM-5	DVI Cable, DVI-D Single Link, Male/Male, 5.0ft (1.5m)	25.28	23.26	21.24	CALL
CTLDVIMM-10	DVI Cable, DVI-D Single Link, Male/Male, 10.0ft (3.0m)	31.10	28.61	26.12	CALL
CTLDVIMM-15	DVI Cable, DVI-D Single Link, Male/Male, 15.0ft (4.6m)	36.65	33.72	30.79	CALL



Deluxe DVI-D Single Link Cable Assemblies - Dual Ferrite Beads, Gold Plated Contacts

L-com's Deluxe DVI-D DVI cable assemblies offer high performance at an affordable price.

CGDVIMM-1	DVI Cable, DVI-D Single Link, Male/Male, 1.0ft (0.3m)	12.40	11.41	10.42	CALL
CGDVIMM-3	DVI Cable, DVI-D Single Link, Male/Male, 3.0ft (0.9m)	14.22	13.08	11.94	CALL
CGDVIMM-5	DVI Cable, DVI-D Single Link, Male/Male, 5.0ft (1.5m)	17.30	15.92	14.53	CALL
CGDVIMM-10	DVI Cable, DVI-D Single Link, Male/Male, 10.0ft (3.0m)	22.15	20.38	18.61	CALL
CGDVIMM-15	DVI Cable, DVI-D Single Link, Male/Male, 15.0ft (4.6m)	27.92	25.69	23.45	CALL



Premium DVI-D Dual Link Cable Assemblies with Ferrites - 30 Microinches (0.762µm) Gold Plated Contacts

CTLDVI-DL-MM-3	DVI Cable, DVI-D Dual Link, Male/Male, 3.0ft (0.9m)	34.44	31.68	28.93	CALL
CTLDVI-DL-MM-5	DVI Cable, DVI-D Dual Link, Male/Male, 5.0ft (1.5m)	36.11	33.22	30.33	CALL
CTLDVI-DL-MM-10	DVI Cable, DVI-D Dual Link, Male/Male, 10.0ft (3.0m)	41.52	38.20	34.88	CALL
CTLDVI-DL-MM-15	DVI Cable, DVI-D Dual Link, Male/Male, 15.0ft (4.6m)	43.00	39.56	36.12	CALL



Deluxe DVI-D Dual Link Cable Assemblies - Dual Ferrite Beads, Gold Plated Contacts

CGDVI-DL-MM-1	DVI Cable, DVI-D Dual Link, Male/Male, 1.0ft (0.3m)	18.09	16.64	15.20	CALL
CGDVI-DL-MM-3	DVI Cable, DVI-D Dual Link, Male/Male, 3.0ft (0.9m)	20.36	18.73	17.10	CALL
CGDVI-DL-MM-5	DVI Cable, DVI-D Dual Link, Male/Male, 5.0ft (1.5m)	22.63	20.82	19.01	CALL
CGDVI-DL-MM-10	DVI Cable, DVI-D Dual Link, Male/Male, 10.0ft (3.0m)	28.02	25.78	23.54	CALL
CGDVI-DL-MM-15	DVI Cable, DVI-D Dual Link, Male/Male, 15.0ft (4.6m)	33.64	30.95	28.26	CALL



Premium DVI-I Single Link Cable Assemblies with Ferrites

CTLDVI-ISL-MM-3	DVI Cable, DVI-I Single Link, Male/Male, 3.0ft (0.9m)	35.80	32.94	30.07	CALL
CTLDVI-ISL-MM-5	DVI Cable, DVI-I Single Link, Male/Male, 5.0ft (1.5m)	39.26	36.12	32.98	CALL
CTLDVI-ISL-MM-10	DVI Cable, DVI-I Single Link, Male/Male, 10.0ft (3.0m)	43.48	40.00	36.52	CALL
CTLDVI-ISL-MM-15	DVI Cable, DVI-I Single Link, Male/Male, 15.0ft (4.6m)	48.62	44.73	40.84	CALL

Premium DVI-I Dual Link Cable Assemblies with Ferrites

CTLDVI-I-MM-3	DVI Cable, DVI-I Dual Link, Male/Male, 3.0ft (0.9m)	39.38	36.23	33.08	CALL
CTLDVI-I-MM-5	DVI Cable, DVI-I Dual Link, Male/Male, 5.0ft (1.5m)	43.52	40.04	36.56	CALL
CTLDVI-I-MM-10	DVI Cable, DVI-I Dual Link, Male/Male, 10.0ft (3.0m)	60.99	56.11	51.23	CALL
CTLDVI-I-MM-15	DVI Cable, DVI-I Dual Link, Male/Male, 15.0ft (4.6m)	56.92	52.37	47.81	CALL

Deluxe DVI-I Dual Link Cable Assemblies with Ferrites

CGDVI-I-MM-3	DVI Cable, DVI-I Dual Link, Male/Male, 3.0ft (0.9m)	22.52	20.72	18.92	CALL
CGDVI-I-MM-5	DVI Cable, DVI-I Dual Link, Male/Male, 5.0ft (1.5m)	27.01	24.85	22.69	CALL
CGDVI-I-MM-10	DVI Cable, DVI-I Dual Link, Male/Male, 10.0ft (3.0m)	36.38	33.47	30.56	CALL
CGDVI-I-MM-15	DVI Cable, DVI-I Dual Link, Male/Male, 15.0ft (4.6m)	37.24	34.26	31.28	CALL

Premium DVI-D Single Link LSZH Cable Assemblies with Ferrites

CTLDVIMMLZ-3	DVI LSZH Cable, DVI-D Single Link, Male/Male, 3.0ft (0.9m)	21.53	20.24	18.95	CALL
CTLDVIMMLZ-5	DVI LSZH Cable, DVI-D Single Link, Male/Male, 5.0ft (1.5m)	24.23	22.78	21.32	CALL
CTLDVIMMLZ-10	DVI LSZH Cable, DVI-D Single Link, Male/Male, 10.0ft (3.0m)	25.72	24.18	22.63	CALL
CTLDVIMMLZ-15	DVI LSZH Cable, DVI-D Single Link, Male/Male, 15.0ft (4.6m)	34.71	32.63	30.54	CALL



Premium DVI-D Dual Link LSZH Cable Assemblies with Ferrites

CTLDVIDMMLZ-3	DVI LSZH Cable, DVI-D Dual Link, Male/Male, 3.0ft (0.9m)	30.47	28.64	26.81	CALL
CTLDVIDMMLZ-5	DVI LSZH Cable, DVI-D Dual Link, Male/Male, 5.0ft (1.5m)	36.62	34.42	32.23	CALL
CTLDVIDMMLZ-10	DVI LSZH Cable, DVI-D Dual Link, Male/Male, 10.0ft (3.0m)	43.10	40.51	37.93	CALL
CTLDVIDMMLZ-15	DVI LSZH Cable, DVI-D Dual Link, Male/Male, 15.0ft (4.6m)	54.76	51.47	48.19	CALL



DVI Dust Covers - Male and Female

L-com's DVI dust covers protect unused DVI connectors on cable assemblies and DVI receptacles on DVI equipment including DVI KVM switches, DVI Extenders, DVI splitters, and more. We offer both male and female DVI dust covers in packages of 10.

CVRDVI-M	DVI Dust Cover, Male, Pkg/10	7.61	7.31	7.00	CALL
CVRDVI-F	DVI Dust Cover, Female, Pkg/10	7.61	7.31	7.00	CALL



Tip HDMI and DVI - Premium vs. Deluxe

L-com offers two levels of product to give our customers choices based on their cable assembly needs. The Premium offering is superior to industry standard cables. The Deluxe offering is comparable or slightly superior to industry standard cables depending on the quality and workmanship of the factory assembling them.

HDMI Deluxe

- Gold flash contact plating
- Nickel plated connector shell

HDMI Premium

- 30 microinch gold contact plating
- Gold flash plated connector shell

DVI Deluxe


- Gold flash contact plating
- 360° copper tape wrap under mold

DVI Premium

- 30 microinch gold contact plating
- Custom steel enclosure under mold



HD-DVI-MM



CTL DVI-HD-MM



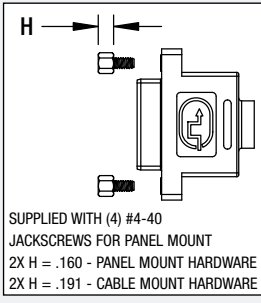

PMDVI-DLMMF



PMDVI-DLMMF

Tip What is a Panel Mount DVI?

If you know that you need to extend your DVI cable, but you are not sure if you want to mount it to your rack or not, Panel Mount DVI cables are a great solution. With two sets of hardware, you are able to either mate the female end inline, or mount it to a panel (Max thickness 0.063"). Flexibility is key with these cables, allowing you to have one set to fill multiple jobs.



Item #	Description	1-9	10-24	25-99	100+
--------	-------------	-----	-------	-------	------

Premium DVI-A to HD15 Cable Assemblies with Ferrites

CTLDVI-HD-MM-3	DVI Cable, DVI-A Male/HD15 Male, 3.0ft (0.9m)	29.08	26.75	24.43	CALL
CTLDVI-HD-MM-5	DVI Cable, DVI-A Male/HD15 Male, 5.0ft (1.5m)	29.71	27.33	24.96	CALL
CTLDVI-HD-MM-10	DVI Cable, DVI-A Male/HD15 Male, 10.0ft (3.0m)	33.25	30.59	27.93	CALL
CTLDVI-HD-MM-15	DVI Cable, DVI-A Male/HD15 Male, 15.0ft (4.6m)	39.19	36.05	32.92	CALL

Premium HDMI® to DVI-D Cable Assemblies - Fully Molded

High Definition Multimedia Interface (HDMI) is the latest interface for the connection of audio/video equipment. HDMI is fully backwards compatible with DVI video signals. This series of cable allows connection of the digital video signal from a DVI-D interface to a HDMI interface. Available in 5 standard lengths from 1 to 5 meters.

HD-DVI-MM-1	HDMI Cable, HDMI Male/DVI-D Male, Single Link, 1.0m	27.92	26.24	24.57	CALL
HD-DVI-MM-2	HDMI Cable, HDMI Male/DVI-D Male, Single Link, 2.0m	29.66	27.88	26.10	CALL
HD-DVI-MM-3	HDMI Cable, HDMI Male/DVI-D Male, Single Link, 3.0m	35.76	33.61	31.47	CALL
HD-DVI-MM-4	HDMI Cable, HDMI Male/DVI-D Male, Single Link, 4.0m	43.94	41.30	38.67	CALL
HD-DVI-MM-5	HDMI Cable, HDMI Male/DVI-D Male, Single Link, 5.0m	50.58	47.55	44.51	CALL

Premium Panel Mount DVI-D Dual Link Cable Assemblies

L-com's Premium Panel Mount DVI-D Dual Link cable assemblies provide a simple and cost effective method to pass a digital video signal through a panel, enclosure or wall plate. The female panel mount cable comes with cable mount and panel mount jackscrews, allowing a quick transition to an inline extension cable if needed. These cables include dual ferrite beads to reduce EMI/RFI and 30 microinch gold plated connectors for reduced signal loss.

PMDVI-DLMMF-1	Premium Panel Mount DVI-D Dual Link Cable Assembly, Male/Female, 1.0m	34.02	31.30	28.58	CALL
PMDVI-DLMMF-3	Premium Panel Mount DVI-D Dual Link Cable Assembly, Male/Female, 3.0m	35.09	32.28	29.48	CALL
PMDVI-DLMMF-5	Premium Panel Mount DVI-D Dual Link Cable Assembly, Male/Female, 5.0m	40.39	37.16	33.93	CALL
PMDVI-DLMMF-10	Premium Panel Mount DVI-D Dual Link Cable Assembly, Male/Female, 10.0m	44.79	41.21	37.62	CALL

Premium Panel Mount DVI-D Single Link Cable Assemblies

L-com's Premium Panel Mount DVI-D Single Link cable assemblies provide a simple and cost effective method to pass a digital video signal through a panel, enclosure or wall plate. The female panel mount cable comes with cable mount and panel mount jackscrews, allowing a quick transition to an inline extension cable if needed. These cables include dual ferrite beads to reduce EMI/RFI and 30 microinch gold plated connectors for reduced signal loss.

PMDVI-DLMMF-1	Premium Panel Mount DVI-D Single Link Cable Assembly, Male/Female, 1.0m	25.99	23.91	21.83	CALL
PMDVI-DLMMF-3	Premium Panel Mount DVI-D Single Link Cable Assembly, Male/Female, 3.0m	28.60	26.31	24.02	CALL
PMDVI-DLMMF-5	Premium Panel Mount DVI-D Single Link Cable Assembly, Male/Female, 5.0m	26.13	24.04	21.95	CALL
PMDVI-DLMMF-10	Premium Panel Mount DVI-D Single Link Cable Assembly, Male/Female, 10.0m	31.38	28.87	26.36	CALL

Tip How do I distinguish between various DVI configurations?

Shown are a number of DVI connector interfaces that can be identified by the pin configurations. They include DVI-A (analog only), DVI-D (digital only) and DVI-I (analog and digital). In addition, single link and dual link configurations exist for both DVI-D and DVI-I. Shown are the major configurations illustrating the distinguishing features for each type of DVI interface.

ANALOG AND DIGITAL



DVI-I Single Link
Three rows of 6 pins and two contacts above and below the flat blade.



DVI-I Dual Link
Three rows of 8 pins and two contacts above and below the flat blade.

ANALOG ONLY



DVI-A
One row of 5 pins, one row of 3 pins and one row of 4 pins with two contacts above and below the flat blade.

DIGITAL ONLY



DVI-D Single Link
Three rows of 6 pins and no contacts above or below the flat blade.




DVI-D Dual Link
Three rows of 8 pins and no contacts above or below the flat blade.

Tip Defining 90° angled cable assemblies

Angled connector hoods help connect cables in tight places. L-com now offers four options each for HDMI and DVI style connectors. The photos below detail the connector position relative to the cable entry direction.


HDMI Style Connectors

For HDMI style connectors, the position of the connector's long side is key in determining the correct angle for your application.



DVI Style Connectors

For DVI style connectors, both Single Link and Dual Link types, the flat blade of the connector is key in determining the correct angle for your application.



Item #	Description	1-9	10-24	25-99	100+
--------	-------------	-----	-------	-------	------

DVI-D Angled Cable Assemblies

L-com's angled DVI cables are perfect for tight fit and confined space DVI applications. These rugged cable assemblies feature a standard, straight DVI connector on one end and an angled DVI connector on the other. Four angled options available for both Single Link and Dual Link. These right angle DVI cables are designed for use in enclosures, cabinets or other confined spaces where standard DVI connectors will not fit.

DVI-D Single Link DVI Cable Male/Male Right Angle, Bottom Exit

DVIDS-RA-1	DVI-D Cable Single Link, Straight Male/Bottom Exit Male, 1.0ft (0.3m)	25.32	23.80	22.28	CALL
DVIDS-RA-3	DVI-D Cable Single Link, Straight Male/Bottom Exit Male, 3.0ft (0.9m)	27.68	26.02	24.36	CALL
DVIDS-RA-5	DVI-D Cable Single Link, Straight Male/Bottom Exit Male, 5.0ft (1.5m)	24.71	23.23	21.74	CALL
DVIDS-RA-10	DVI-D Cable Single Link, Straight Male/Bottom Exit Male, 10.0ft (3.0m)	31.98	30.06	28.14	CALL
DVIDS-RA-15	DVI-D Cable Single Link, Straight Male/Bottom Exit Male, 15.0ft (4.6m)	33.74	31.72	29.69	CALL

DVI-D Single Link DVI Cable Male/Male Right Angle, Top Exit

DVIDS-RA2-1	DVI-D Cable Single Link, Straight Male/Top Exit Male, 1.0ft (0.3m)	25.67	24.13	22.59	CALL
DVIDS-RA2-3	DVI-D Cable Single Link, Straight Male/Top Exit Male, 3.0ft (0.9m)	32.98	31.00	29.02	CALL
DVIDS-RA2-5	DVI-D Cable Single Link, Straight Male/Top Exit Male, 5.0ft (1.5m)	29.66	27.88	26.10	CALL
DVIDS-RA2-10	DVI-D Cable Single Link, Straight Male/Top Exit Male, 10.0ft (3.0m)	34.86	32.77	30.68	CALL
DVIDS-RA2-15	DVI-D Cable Single Link, Straight Male/Top Exit Male, 15.0ft (4.6m)	36.83	34.62	32.41	CALL

DVI-D Single Link DVI Cable Male/Male Right Angle, Left Exit

DVIDS-RA3-1	DVI-D Cable Single Link, Straight Male/Left Exit Male, 1.0ft (0.3m)	28.73	27.01	25.28	CALL
DVIDS-RA3-3	DVI-D Cable Single Link, Straight Male/Left Exit Male, 3.0ft (0.9m)	30.45	28.62	26.80	CALL
DVIDS-RA3-5	DVI-D Cable Single Link, Straight Male/Left Exit Male, 5.0ft (1.5m)	31.45	29.56	27.68	CALL
DVIDS-RA3-10	DVI-D Cable Single Link, Straight Male/Left Exit Male, 10.0ft (3.0m)	36.98	34.76	32.54	CALL
DVIDS-RA3-15	DVI-D Cable Single Link, Straight Male/Left Exit Male, 15.0ft (4.6m)	33.69	31.67	29.65	CALL

DVI-D Single Link DVI Cable Male/Male Right Angle, Right Exit

DVIDS-RA4-1	DVI-D Cable Single Link, Straight Male/Right Exit Male, 1.0ft (0.3m)	20.25	19.04	17.82	CALL
DVIDS-RA4-3	DVI-D Cable Single Link, Straight Male/Right Exit Male, 3.0ft (0.9m)	25.33	23.81	22.29	CALL
DVIDS-RA4-5	DVI-D Cable Single Link, Straight Male/Right Exit Male, 5.0ft (1.5m)	24.71	23.23	21.74	CALL
DVIDS-RA4-10	DVI-D Cable Single Link, Straight Male/Right Exit Male, 10.0ft (3.0m)	28.31	26.61	24.91	CALL
DVIDS-RA4-15	DVI-D Cable Single Link, Straight Male/Right Exit Male, 15.0ft (4.6m)	33.69	31.67	29.65	CALL

DVI-D Dual Link DVI Cable Male/Male Right Angle, Bottom Exit

DVIDD-RA-1	DVI-D Cable Dual Link, Straight Male/Bottom Exit Male, 1.0ft (0.3m)	35.81	33.66	31.51	CALL
DVIDD-RA-3	DVI-D Cable Dual Link, Straight Male/Bottom Exit Male, 3.0ft (0.9m)	34.95	32.85	30.76	CALL
DVIDD-RA-5	DVI-D Cable Dual Link, Straight Male/Bottom Exit Male, 5.0ft (1.5m)	37.09	34.86	32.64	CALL
DVIDD-RA-10	DVI-D Cable Dual Link, Straight Male/Bottom Exit Male, 10.0ft (3.0m)	42.22	39.69	37.15	CALL

DVI-D Dual Link DVI Cable Male/Male Right Angle, Top Exit

DVIDD-RA2-1	DVI-D Cable Dual Link, Straight Male/Top Exit Male, 1.0ft (0.3m)	36.75	34.54	32.34	CALL
DVIDD-RA2-3	DVI-D Cable Dual Link, Straight Male/Top Exit Male, 3.0ft (0.9m)	41.98	39.46	36.94	CALL
DVIDD-RA2-5	DVI-D Cable Dual Link, Straight Male/Top Exit Male, 5.0ft (1.5m)	41.16	38.69	36.22	CALL
DVIDD-RA2-15	DVI-D Cable Dual Link, Straight Male/Top Exit Male, 15.0ft (4.6m)	46.16	43.39	40.62	CALL

DVI-D Dual Link DVI Cable Male/Male Right Angle Left Exit

DVIDD-RA3-1	DVI-D Cable Dual Link, Straight Male/Left Exit Male, 1.0ft (0.3m)	36.75	34.54	32.34	CALL
DVIDD-RA3-3	DVI-D Cable Dual Link, Straight Male/Left Exit Male, 3.0ft (0.9m)	31.29	29.41	27.54	CALL
DVIDD-RA3-5	DVI-D Cable Dual Link, Straight Male/Left Exit Male, 5.0ft (1.5m)	33.53	31.52	29.51	CALL
DVIDD-RA3-10	DVI-D Cable Dual Link, Straight Male/Left Exit Male, 10.0ft (3.0m)	43.07	40.49	37.90	CALL
DVIDD-RA3-15	DVI-D Cable Dual Link, Straight Male/Left Exit Male, 15.0ft (4.6m)	51.52	48.43	45.34	CALL

DVI-D Dual Link DVI Cable Male/Male Right Angle, Right Exit


DVIDD-RA4-1	DVI-D Cable Dual Link, Straight Male/Right Exit Male, 1.0ft (0.3m)	29.63	27.85	26.07	CALL
DVIDD-RA4-3	DVI-D Cable Dual Link, Straight Male/Right Exit Male, 3.0ft (0.9m)	34.58	32.51	30.43	CALL
DVIDD-RA4-5	DVI-D Cable Dual Link, Straight Male/Right Exit Male, 5.0ft (1.5m)	35.43	33.30	31.18	CALL
DVIDD-RA4-10	DVI-D Cable Dual Link, Straight Male/Right Exit Male, 10.0ft (3.0m)	42.16	39.63	37.10	CALL
DVIDD-RA4-15	DVI-D Cable Dual Link, Straight Male/Right Exit Male, 15.0ft (4.6m)	50.84	47.79	44.74	CALL




DVIDS-RA



DVIDS-RA2



DVIDS-RA3




DVIDS-RA4




DVIDD-RA2



DVIDS-RAZ



DVIDS-RA3Z




DVIDS-RA4Z



DVIDD-RAZ



DVIDD-RA2Z



DVIDD-RA3Z



DVIDD-RA4Z



CVRDVI-M

CVRDVI-F

Item #	Description	1-9	10-24	25-99	100+
--------	-------------	-----	-------	-------	------

DVI-D Single Link Right Angle Cable Assemblies with Low Smoke Zero Halogen Jackets

L-com's DVIDS-RAZ series cables are perfect for tight fit and confined space DVI applications. These rugged cable assemblies feature a standard DVI-D Single Link connector on one end and a right angle DVI-D Single Link connector on the other. These LSZH right angle DVI cables are designed for use in enclosures, cabinets or other confined spaces where standard DVI connectors will not fit.

DVI-D Single Link LSZH DVI Cable Male/Male Right Angle, Bottom Exit

DVIDS-RAZ-3	DVI-D Cable Single Link, Straight Male/Bottom Exit Male, 3.0ft (0.9m)	32.30	30.36	28.42	CALL
DVIDS-RAZ-5	DVI-D Cable Single Link, Straight Male/Bottom Exit Male, 5.0ft (1.5m)	44.19	41.54	38.89	CALL
DVIDS-RAZ-10	DVI-D Cable Single Link, Straight Male/Bottom Exit Male, 10.0ft (3.0m)	32.94	30.96	28.99	CALL
DVIDS-RAZ-15	DVI-D Cable Single Link, Straight Male/Bottom Exit Male, 15.0ft (4.6m)	38.34	36.04	33.74	CALL

DVI-D Single Link LSZH DVI Cable Male/Male Right Angle, Top Exit

DVIDS-RA2Z-1	DVI-D Cable Single Link, Straight Male/Top Exit Male, 1.0ft (0.3m)	42.93	40.35	37.78	CALL
DVIDS-RA2Z-3	DVI-D Cable Single Link, Straight Male/Top Exit Male, 3.0ft (0.9m)	44.08	41.44	38.79	CALL
DVIDS-RA2Z-5	DVI-D Cable Single Link, Straight Male/Top Exit Male, 5.0ft (1.5m)	27.54	25.89	24.24	CALL
DVIDS-RA2Z-10	DVI-D Cable Single Link, Straight Male/Top Exit Male, 10.0ft (3.0m)	43.98	41.34	38.70	CALL
DVIDS-RA2Z-15	DVI-D Cable Single Link, Straight Male/Top Exit Male, 15.0ft (4.6m)	62.42	58.67	54.93	CALL

DVI-D Single Link LSZH DVI Cable Male/Male Right Angle, Left Exit

DVIDS-RA3Z-1	DVI-D Cable Single Link, Straight Male/Left Exit Male, 1.0ft (0.3m)	30.73	28.89	27.04	CALL
DVIDS-RA3Z-3	DVI-D Cable Single Link, Straight Male/Left Exit Male, 3.0ft (0.9m)	46.87	44.06	41.25	CALL
DVIDS-RA3Z-10	DVI-D Cable Single Link, Straight Male/Left Exit Male, 10.0ft (3.0m)	38.57	36.26	33.94	CALL
DVIDS-RA3Z-15	DVI-D Cable Single Link, Straight Male/Left Exit Male, 15.0ft (4.6m)	63.78	59.95	56.13	CALL

DVI-D Single Link LSZH DVI Cable Male/Male Right Angle, Right Exit

DVIDS-RA4Z-1	DVI-D Cable Single Link, Straight Male/Right Exit Male, 1.0ft (0.3m)	38.92	36.58	34.25	CALL
DVIDS-RA4Z-3	DVI-D Cable Single Link, Straight Male/Right Exit Male, 3.0ft (0.9m)	33.59	31.57	29.56	CALL
DVIDS-RA4Z-5	DVI-D Cable Single Link, Straight Male/Right Exit Male, 5.0ft (1.5m)	36.46	34.27	32.08	CALL
DVIDS-RA4Z-10	DVI-D Cable Single Link, Straight Male/Right Exit Male, 10.0ft (3.0m)	59.30	55.74	52.18	CALL
DVIDS-RA4Z-15	DVI-D Cable Single Link, Straight Male/Right Exit Male, 15.0ft (4.6m)	38.34	36.04	33.74	CALL

DVI-D Dual Link Right Angle Cable Assemblies with Low Smoke Zero Halogen Jackets

These rugged cable assemblies feature a standard DVI-D Dual Link connector on one end and a right angle DVI-D Dual Link connector on the other. L-com's LSZH right angle DVI cables are designed for use in enclosures, cabinets or other confined spaces where standard DVI connector will not fit.

DVI-D Dual Link LSZH DVI Cable Male/Male Right Angle, Bottom Exit

DVIDD-RAZ-1	DVI-D Cable Dual Link, Straight Male/Bottom Exit Male, 1.0ft (0.3m)	36.42	34.23	32.05	CALL
DVIDD-RAZ-3	DVI-D Cable Dual Link, Straight Male/Bottom Exit Male, 3.0ft (0.9m)	32.40	30.46	28.51	CALL
DVIDD-RAZ-5	DVI-D Cable Dual Link, Straight Male/Bottom Exit Male, 5.0ft (1.5m)	60.28	56.66	53.05	CALL
DVIDD-RAZ-10	DVI-D Cable Dual Link, Straight Male/Bottom Exit Male, 10.0ft (3.0m)	88.26	82.96	77.67	CALL
DVIDD-RAZ-15	DVI-D Cable Dual Link, Straight Male/Bottom Exit Male, 15.0ft (4.6m)	67.07	63.05	59.02	CALL

DVI-D Dual Link LSZH DVI Cable Male/Male Right Angle, Top Exit

DVIDD-RA2Z-1	DVI-D Cable Dual Link, Straight Male/Top Exit Male, 1.0ft (0.3m)	36.42	34.23	32.05	CALL
DVIDD-RA2Z-3	DVI-D Cable Dual Link, Straight Male/Top Exit Male, 3.0ft (0.9m)	56.99	53.57	50.15	CALL
DVIDD-RA2Z-5	DVI-D Cable Dual Link, Straight Male/Top Exit Male, 5.0ft (1.5m)	59.02	55.48	51.94	CALL
DVIDD-RA2Z-10	DVI-D Cable Dual Link, Straight Male/Top Exit Male, 10.0ft (3.0m)	45.62	42.88	40.15	CALL
DVIDD-RA2Z-15	DVI-D Cable Dual Link, Straight Male/Top Exit Male, 15.0ft (4.6m)	56.18	52.81	49.44	CALL

DVI-D Dual Link LSZH DVI Cable Male/Male Right Angle, Left Exit

DVIDD-RA3Z-1	DVI-D Cable Dual Link, Straight Male/Left Exit Male, 1.0ft (0.3m)	49.12	46.17	43.23	CALL
DVIDD-RA3Z-3	DVI-D Cable Dual Link, Straight Male/Left Exit Male, 3.0ft (0.9m)	49.98	46.98	43.98	CALL
DVIDD-RA3Z-5	DVI-D Cable Dual Link, Straight Male/Left Exit Male, 5.0ft (1.5m)	56.22	52.85	49.47	CALL
DVIDD-RA3Z-10	DVI-D Cable Dual Link, Straight Male/Left Exit Male, 10.0ft (3.0m)	81.73	76.83	71.92	CALL
DVIDD-RA3Z-15	DVI-D Cable Dual Link, Straight Male/Left Exit Male, 15.0ft (4.6m)	91.08	85.62	80.15	CALL

DVI-D Dual Link LSZH DVI Cable Male/Male Right Angle, Right Exit

DVIDD-RA4Z-1	DVI-D Cable Dual Link, Straight Male/Right Exit Male, 1.0ft (0.3m)	35.63	33.49	31.35	CALL
DVIDD-RA4Z-3	DVI-D Cable Dual Link, Straight Male/Right Exit Male, 3.0ft (0.9m)	55.28	51.96	48.65	CALL
DVIDD-RA4Z-5	DVI-D Cable Dual Link, Straight Male/Right Exit Male, 5.0ft (1.5m)	54.75	51.46	48.18	CALL
DVIDD-RA4Z-10	DVI-D Cable Dual Link, Straight Male/Right Exit Male, 10.0ft (3.0m)	77.23	72.60	67.96	CALL
DVIDD-RA4Z-15	DVI-D Cable Dual Link, Straight Male/Right Exit Male, 15.0ft (4.6m)	87.05	81.83	76.60	CALL

DVI Dust Covers - Male and Female

L-com's DVI dust covers protect unused DVI connectors on cable assemblies and DVI receptacles on DVI equipment including DVI KVM switches, DVI Extenders, DVI splitters, and more. We offer both male and female DVI dust covers in packages of 10.

CVRDVI-M	DVI Dust Cover, Male, Pkg/10	7.61	7.31	7.00	CALL
CVRDVI-F	DVI Dust Cover, Female, Pkg/10	7.61	7.31	7.00	CALL

Tip *What is the difference between DVI Single Link and Dual Link?*

DVI dual link, as the name implies, has more conductors than the DVI single link for transmitting signal. Single link DVI supports a maximum bandwidth of 165 MHz (1920 x 1080 at 60 Hz, 1280 x 1024 at 85 Hz) and utilizes 18 of the 24 available pins. Dual link DVI utilizes all 24 available pins and supports 2x 165 MHz maximum bandwidth (2048 x 1536 at 60 Hz, 1920 x 1080 at 85 Hz).

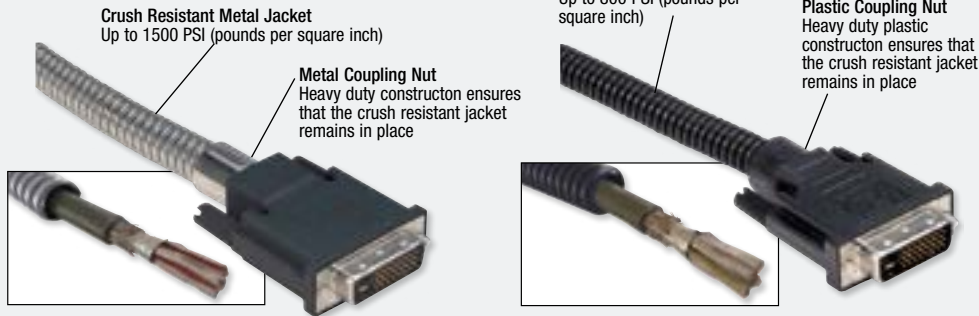
DVI Single Link



DVI Dual Link



Tip *DVI armored cables explained*



Uses our Premium bulk cable including PVC cable jacket and braid/foil shield under the armor.

Item #	Description	1-9	10-24	25-99	100+
--------	-------------	-----	-------	-------	------

Metal Armored DVI-D Cable Assemblies

These cables feature a stainless steel crush resistant jacket over our premium DVI cable to provide protection in applications where standard cables would be damaged due to excessive force. Crush resistance is 1500 PSI (Pounds per Square Inch). Additional features include rugged over mold connectors, 30 microinch (0.762µm) gold plated contacts and double shielding which protects your A/V signals from EMI/RFI.

Metal Armored DVI-D Dual Link Cable Assemblies

CTLDVIMT-3	Metal Armored DVI-D Cable Dual Link, Male/Male, 3.0ft (0.9m)	59.92	55.13	50.33	CALL
CTLDVIMT-5	Metal Armored DVI-D Cable Dual Link, Male/Male, 5.0ft (1.5m)	62.21	57.23	52.26	CALL
CTLDVIMT-10	Metal Armored DVI-D Cable Dual Link, Male/Male, 10.0ft (3.0m)	74.05	68.13	62.20	CALL
CTLDVIMT-15	Metal Armored DVI-D Cable Dual Link, Male/Male, 15.0ft (4.6m)	113.48	104.40	95.32	CALL

Metal Armored DVI-D Dual Link Cable Assemblies - Right Angle, Bottom

CTLDVIRAMT-3	Metal Armored DVI-D Cable Dual Link, Male/Male Right Angle, Bottom, 3.0ft (0.9m)	38.82	35.71	32.61	CALL
CTLDVIRAMT-5	Metal Armored DVI-D Cable Dual Link, Male/Male Right Angle, Bottom, 5.0ft (1.5m)	45.30	41.68	38.05	CALL
CTLDVIRAMT-10	Metal Armored DVI-D Cable Dual Link, Male/Male Right Angle, Bottom, 10.0ft (3.0m)	68.83	63.32	57.82	CALL
CTLDVIRAMT-15	Metal Armored DVI-D Cable Dual Link, Male/Male Right Angle, Bottom, 15.0ft (4.6m)	77.69	71.47	65.26	CALL

Metal Armored DVI-D Single Link Cable Assemblies

CTLDVISMT-3	Metal Armored DVI-D Cable Single Link, Male/Male, 3.0ft (0.9m)	37.59	34.58	31.58	CALL
CTLDVISMT-5	Metal Armored DVI-D Cable Single Link, Male/Male, 5.0ft (1.5m)	56.95	52.39	47.84	CALL
CTLDVISMT-10	Metal Armored DVI-D Cable Single Link, Male/Male, 10.0ft (3.0m)	49.36	45.41	41.46	CALL
CTLDVISMT-15	Metal Armored DVI-D Cable Single Link, Male/Male, 15.0ft (4.6m)	89.33	82.18	75.04	CALL

Plastic Armored DVI-D Cable Assemblies

These cables feature a hardened PVC crush resistant jacket over our premium DVI cable to provide protection in applications where standard cables would be damaged due to excessive force. Crush resistance is 800 PSI (Pounds per Square Inch) minimum. Additional features include rugged over mold connectors, 30 microinch (0.762µm) gold plated contacts and double shielding which protects your A/V signals from EMI/RFI.

Plastic Armored DVI-D Dual Link Cable Assemblies

CTLDVIPL-3	Plastic Armored DVI-D Cable Dual Link, Male/Male, 3.0ft (0.9m)	47.05	45.17	43.29	CALL
CTLDVIPL-5	Plastic Armored DVI-D Cable Dual Link, Male/Male, 5.0ft (1.5m)	36.66	35.19	33.73	CALL
CTLDVIPL-10	Plastic Armored DVI-D Cable Dual Link, Male/Male, 10.0ft (3.0m)	46.55	44.69	42.83	CALL
CTLDVIPL-15	Plastic Armored DVI-D Cable Dual Link, Male/Male, 15.0ft (4.6m)	54.87	52.68	50.48	CALL

Plastic Armored DVI-D Dual Link Cable Assemblies - Right Angle, Bottom

CTLDVIRAPL-3	Plastic Armored DVI-D Cable Dual Link, Male/Male Right Angle, Bottom, 3.0ft (0.9m)	38.51	36.97	35.43	CALL
CTLDVIRAPL-10	Plastic Armored DVI-D Cable Dual Link, Male/Male Right Angle, Bottom, 10.0ft (3.0m)	46.92	45.04	43.17	CALL
CTLDVIRAPL-15	Plastic Armored DVI-D Cable Dual Link, Male/Male Right Angle, Bottom, 15.0ft (4.6m)	55.02	52.82	50.62	CALL

Plastic Armored DVI-D Single Link Cable Assemblies

CTLDVISPL-3	Plastic Armored DVI-D Cable Single Link, Male/Male, 3.0ft (0.9m)	29.15	27.98	26.82	CALL
CTLDVISPL-5	Plastic Armored DVI-D Cable Single Link, Male/Male, 5.0ft (1.5m)	30.18	28.97	27.77	CALL
CTLDVISPL-10	Plastic Armored DVI-D Cable Single Link, Male/Male, 10.0ft (3.0m)	35.58	34.16	32.73	CALL
CTLDVISPL-15	Plastic Armored DVI-D Cable Single Link, Male/Male, 15.0ft (4.6m)	43.39	41.65	39.92	CALL

DVI to DisplayPort LSZH Cable Assemblies

The DVI to DP cable is a cost-effective solution to send video signal from an existing source device to a projector or monitor, without the expense of upgrading to a new monitor. The cable offers high quality construction and supports high bandwidth video resolutions up to 1920x1200 or HDTV resolutions up to 1080p. An ideal component for solutions in auditoriums, conference rooms, or other applications. Features low smoke zero halogen cable jacketing.

CTLDVI-DLSP-MM-1	DVI to DisplayPort LSZH Cable, Male/Male, 1.0ft (0.3m)	20.53	18.89	17.25	CALL
CTLDVI-DLSP-MM-3	DVI to DisplayPort LSZH Cable, Male/Male, 3.0ft (0.9m)	24.70	22.72	20.75	CALL
CTLDVI-DLSP-MM-5	DVI to DisplayPort LSZH Cable, Male/Male, 5.0ft (1.5m)	39.29	36.15	33.00	CALL
CTLDVI-DLSP-MM-10	DVI to DisplayPort LSZH Cable, Male/Male, 10.0ft (3.0m)	51.22	47.12	43.02	CALL
CTLDVI-DLSP-MM-15	DVI to DisplayPort LSZH Cable, Male/Male, 15.0ft (4.6m)	59.71	54.93	50.16	CALL

EVC Cable Assemblies P&D Male to Male

This series of EVC cable assemblies complies with the Video Electronics Standards Association (VESA) requirements for advanced high bandwidth, high resolution monitors. The P&D interface is capable of carrying both analog and digital video signals. Fully molded backshells produce a durable assembly. Optimum video signal quality is achieved by the use of six 75 Ohm coaxial cables to carry the video signal.

CTLEVCMM-3	EVC Cable, Male/Male, 3.0ft (0.9m)	120.11	117.71	115.31	CALL
CTLEVCMM-5	EVC Cable, Male/Male, 5.0ft (1.5m)	126.17	123.65	121.12	CALL
CTLEVCMM-10	EVC Cable, Male/Male, 10.0ft (3.0m)	149.64	146.65	143.65	CALL
CTLEVCMM-15	EVC Cable, Male/Male, 15.0ft (4.6m)	162.49	159.24	155.99	CALL





DPCAMM



DPCAMMSB



DPCA2MM



DPCAC2MM



DPCAC3MM



DP-HD-CBL



DP-DVI-CBL



DP-SVGA-CBL



DPA00001-010I



DPA00003-M



DPA00006-M

Item #	Description	1-9	10-24	25-99	100+
DisplayPort High Definition Audio/Video Cables					
L-com's DisplayPort cables offer a single cable solution providing high definition digital audio and video for computing displays, graphic cards and laptops. DisplayPort replaces DVI and VGA cables and is the new digital display standard for PC computing. It is the HDMI equivalent for computers and provides a simple and easy connection for both high definition digital audio and video.					
DPCAMM-0.5	DisplayPort Cable Assembly, Male/Male, 0.5m	29.65	27.87	26.09	CALL
DPCAMM-1	DisplayPort Cable Assembly, Male/Male, 1.0m	37.55	35.30	33.04	CALL
DPCAMM-2	DisplayPort Cable Assembly, Male/Male, 2.0m	35.64	33.50	31.36	CALL
DPCAMM-3	DisplayPort Cable Assembly, Male/Male, 3.0m	40.82	38.37	35.92	CALL

Low Profile DisplayPort High Definition Audio/Video Cables					
This cable family is identical to our popular DPCAMM DisplayPort cables except it uses a shorter backshell. The shorter backshell allows these cables to fit in a tighter space without compromising performance. L-com's DisplayPort cable offering provides a single cable solution for high definition digital audio and video for computing displays, graphic cards, and laptops.					
DPCAMMSB-0.5	DisplayPort Short Body Cable Assembly, Male/Male, 0.5m	31.29	29.41	27.54	CALL
DPCAMMSB-1	DisplayPort Short Body Cable Assembly, Male/Male, 1.0m	31.33	29.45	27.57	CALL
DPCAMMSB-2	DisplayPort Short Body Cable Assembly, Male/Male, 2.0m	31.93	30.01	28.10	CALL
DPCAMMSB-3	DisplayPort Short Body Cable Assembly, Male/Male, 3.0m	36.82	34.61	32.40	CALL

Low Smoke Zero Halogen DisplayPort High Definition Audio/Video Cables					
This cable family is identical to our popular DPCAMM DisplayPort cables except it uses Low Smoke Zero Halogen (LSZH) jacketed cable. LSZH cable reduces the amount of toxic and corrosive gases emitted during combustion. Typically used in poorly ventilated areas, low smoke zero halogen is very popular with military contractors and anywhere the protection of people and equipment from toxic and corrosive gases is critical.					
DPCA2MM-0.5	DisplayPort LSZH Cable Assembly, Male/Male, 0.5m	30.96	29.10	27.24	CALL
DPCA2MM-1	DisplayPort LSZH Cable Assembly, Male/Male, 1.0m	32.50	30.55	28.60	CALL
DPCA2MM-2	DisplayPort LSZH Cable Assembly, Male/Male, 2.0m	39.43	37.06	34.70	CALL
DPCA2MM-3	DisplayPort LSZH Cable Assembly, Male/Male, 3.0m	45.06	42.36	39.65	CALL

DisplayPort to Mini DisplayPort Cable Assemblies					
L-com's DisplayPort to Mini DisplayPort cable assemblies provide a one piece digital audio and video solution for your mobile devices. As technology grows more powerful and compact, the demand for smaller connectors with the same performance as their larger cousins grows. These cable assemblies are the perfect way to connect the newest mobile devices to your DisplayPort monitor without use of an adapter.					
DPCAC2MM-0.5M	DisplayPort to Mini DisplayPort Cable Assembly, Male/Male, 0.5m	34.73	32.65	30.56	CALL
DPCAC2MM-1M	DisplayPort to Mini DisplayPort Cable Assembly, Male/Male, 1.0m	31.34	29.46	27.58	CALL
DPCAC2MM-2M	DisplayPort to Mini DisplayPort Cable Assembly, Male/Male, 2.0m	37.39	35.15	32.90	CALL
DPCAC2MM-3M	DisplayPort to Mini DisplayPort Cable Assembly, Male/Male, 3.0m	35.81	33.66	31.51	CALL

Mini DisplayPort Assemblies					
L-com's Mini DisplayPort cable assemblies provide a one piece digital audio and video solution for your mobile devices. As technology grows more powerful and compact, the demand for smaller connectors with the same performance as their larger cousins grows. These cable assemblies are the perfect way to connect the newest mobile devices to a Mini DisplayPort monitor without use of an adapter.					
DPCAC3MM-0.5M	Mini DisplayPort Cable Assembly, Male/Male, 0.5m	28.13	26.44	24.75	CALL
DPCAC3MM-1M	Mini DisplayPort Cable Assembly, Male/Male, 1.0m	29.60	27.82	26.05	CALL
DPCAC3MM-2M	Mini DisplayPort Cable Assembly, Male/Male, 2.0m	31.77	29.86	27.96	CALL
DPCAC3MM-3M	Mini DisplayPort Cable Assembly, Male/Male, 3.0m	34.65	32.57	30.49	CALL
DPCAC3MM-5M	Mini DisplayPort Cable Assembly, Male/Male, 5.0m	41.62	39.12	36.63	CALL

DisplayPort to HDMI® Adapter Cable					
These plug and play DisplayPort to HDMI adapters are perfect for upgrading to the newer digital DisplayPort A/V technology. Simply plug in the DisplayPort connector to a PC or Laptop and the other end into an HDMI enabled display/monitor and you are up and running.					
DP-HD-CBL	DisplayPort to HDMI Adapter Cable, HDMI Female/DP Male, 7.25" (18.4cm)	33.05	32.39	31.73	CALL
DP-DVI-CBL	DisplayPort to DVI Adapter Cable, DVI Female/DP Male, 7.25" (18.4cm)	32.74	32.09	31.43	CALL
DP-SVGA-CBL	DisplayPort to SVGA Adapter Cable, SVGA Female/DP Male, 8.45" (21.5cm)	35.99	35.27	34.55	CALL

Displayport Right Angle Male to Displayport Female Panel Mount					
L-com's DisplayPort cable offering provides a single cable solution for high definition digital audio and video for computing displays, graphic cards, and laptops. DisplayPort cable technology is an alternate option to DVI and VGA cables and is the newest PC digital display standard. It is the HDMI equivalent for computers and provides a simple and easy connection for both high definition digital audio and video.					
DPA00001-010I	Displayport Right Angle Male to Displayport Female Panel Mount, 10in.	11.68	10.98	10.28	CALL
DPA00001-020I	Displayport Right Angle Male to Displayport Female Panel Mount, 0.2m	12.93	12.15	11.38	CALL

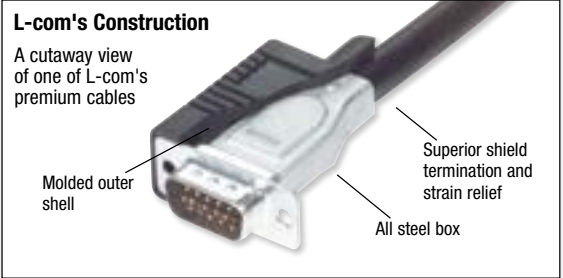

Premium Displayport Cables					
L-com's DisplayPort cable offering provides a single cable solution for high definition digital audio and video for computing displays, graphic cards, and laptops. DisplayPort cable technology is an alternative option to DVI and VGA cables and is a PC digital display standard providing a simple and easy connection for both high definition digital audio and video.					
DPA00003-05M	Premium DisplayPort Cable Length 0.5m	12.82	12.05	11.28	CALL
DPA00003-1M	Premium DisplayPort Cable Length 1.0m	14.02	13.18	12.34	CALL
DPA00003-2M	Premium DisplayPort Cable Length 2.0m	15.32	14.40	13.48	CALL
DPA00003-3M	Premium DisplayPort Cable Length 3.0m	17.61	16.55	15.50	CALL

DisplayPort Cables with Pin 20 Connection					
L-com's DisplayPort cable offering provides a single cable solution for high definition digital audio and video for computing displays, graphic cards, and laptops. In addition this cable has pin 20 connected for power. DisplayPort cable technology is an alternative option to DVI and VGA cables and is a PC digital display standard providing a simple and easy connection for both high definition digital audio and video.					
DPA00006-05M	DisplayPort Cable with Pin 20 Connected Length 0.5m	14.96	14.06	13.16	CALL
DPA00006-1M	DisplayPort Cable with Pin 20 Connected Length 1.0m	16.36	15.38	14.40	CALL
DPA00006-2M	DisplayPort Cable with Pin 20 Connected Length 2.0m	18.08	17.00	15.91	CALL
DPA00006-3M	DisplayPort Cable with Pin 20 Connected Length 3.0m	20.53	19.30	18.07	CALL

L-com vs. our Competitors

Superior performance requires superior construction. The features beneath the surface are the reason many OEMs have chosen L-com as a key supplier of critical cabling. Superior connector termination utilizing an all steel box provides

360° shielding and reliable strain relief. The bulk cable is double shielded and utilizes 3 mini true 75 Ohm coaxial lines for unmatched video performance. Available on L-com CTL premium and deluxe cable assemblies.



Item #	Description	#Coax	1-9	10-24	25-99	100+
--------	-------------	-------	-----	-------	-------	------

Premium Grade Black SVGA Cables-HD15M to HD15M or HD15M to HD15F with Coaxial Inners and Ferrites

Premium video assemblies utilize coaxial and twisted pair signal lines plus ferrite cores on either end for optimum video performance.

CTLF3VGAMM-5	SVGA Cable, HD15 Male/Male with Ferrites, 5.0ft (1.5m)	3	37.70	36.19	34.68	CALL
CTLF3VGAMM-10	SVGA Cable, HD15 Male/Male with Ferrites, 10.0ft (3.0m)	3	48.05	46.13	44.21	CALL
CTLF3VGAMM-25	SVGA Cable, HD15 Male/Male with Ferrites, 25.0ft (7.6m)	3	85.61	82.19	78.76	CALL
CTLF3VGAMM-50	SVGA Cable, HD15 Male/Male with Ferrites, 50.0ft (15.2m)	3	145.07	139.27	133.46	CALL
CTLF3VGAMM-100	SVGA Cable, HD15 Male/Male with Ferrites, 100.0ft (30.5m)	3	263.94	253.38	242.82	CALL
CTLF3VGAMM-200	SVGA Cable, HD15 Male/Male with Ferrites, 200.0ft (61.0m)	3	473.88	454.92	435.97	CALL
CTLF3VGAMF-5	SVGA Extension Cable, HD15 Male/Female with Ferrites, 5.0ft (1.5m)	3	38.05	36.53	35.01	CALL
CTLF3VGAMF-10	SVGA Extension Cable, HD15 Male/Female with Ferrites, 10.0ft (3.0m)	3	49.95	47.95	45.95	CALL
CTLF3VGAMF-25	SVGA Extension Cable, HD15 Male/Female with Ferrites, 25.0ft (7.6m)	3	85.61	82.19	78.76	CALL
CTLF3VGAMF-50	SVGA Extension Cable, HD15 Male/Female with Ferrites, 50.0ft (15.2m)	3	145.07	139.27	133.46	CALL
CTLF3VGAMF-100	SVGA Extension Cable, HD15 Male/Female with Ferrites, 100.0ft (30.5m)	3	249.29	239.32	229.35	CALL

Premium Grade Black SVGA Cables - HD15M to HD15M with Coaxial Inners

Premium video assemblies utilize coaxial and twisted pair signal lines for low loss of signal.

CTL3VGAMM-3B	SVGA Cable, HD15 Male/Male, 3.0ft (0.9m)	3	25.99	24.43	22.87	CALL
CTL3VGAMM-5B	SVGA Cable, HD15 Male/Male, 5.0ft (1.5m)	3	33.33	31.33	29.33	CALL
CTL3VGAMM-10B	SVGA Cable, HD15 Male/Male, 10.0ft (3.0m)	3	37.11	34.88	32.66	CALL
CTL3VGAMM-20B	SVGA Cable, HD15 Male/Male, 20.0ft (6.1m)	3	55.30	51.98	48.66	CALL
CTL3VGAMM-25B	SVGA Cable, HD15 Male/Male, 25.0ft (7.6m)	3	64.22	60.37	56.51	CALL
CTL3VGAMM-50B	SVGA Cable, HD15 Male/Male, 50.0ft (15.2m)	3	107.76	101.29	94.83	CALL
CTL3VGAMM-100B	SVGA Cable, HD15 Male/Male, 100.0ft (30.5m)	3	197.95	186.07	174.20	CALL
CTL3VGAMM-150B	SVGA Cable, HD15 Male/Male, 150.0ft (45.7m)	3	276.08	259.52	242.95	CALL
CTL3VGAMM-200B	SVGA Cable, HD15 Male/Male, 200.0ft (61.0m)	3	341.74	321.24	300.73	CALL

Premium Grade Black SVGA Extension Cables - HD15M to HD15F with Coaxial Inners

CTL3VGAMF-5B	SVGA Extension Cable, HD15 Male/Female, 5.0ft (1.5m)	3	30.87	29.02	27.17	CALL
CTL3VGAMF-10B	SVGA Extension Cable, HD15 Male/Female, 10.0ft (3.0m)	3	37.11	34.88	32.66	CALL
CTL3VGAMF-20B	SVGA Extension Cable, HD15 Male/Female, 20.0ft (6.1m)	3	55.30	51.98	48.66	CALL
CTL3VGAMF-25B	SVGA Extension Cable, HD15 Male/Female, 25.0ft (7.6m)	3	64.22	60.37	56.51	CALL
CTL3VGAMF-50B	SVGA Extension Cable, HD15 Male/Female, 50.0ft (15.2m)	3	108.80	102.27	95.74	CALL
CTL3VGAMF-75B	SVGA Extension Cable, HD15 Male/Female, 75.0ft (22.9m)	3	158.23	148.74	139.24	CALL
CTL3VGAMF-100B	SVGA Extension Cable, HD15 Male/Female, 100.0ft (30.5m)	3	179.78	168.99	158.21	CALL
CTL3VGAMF-150B	SVGA Extension Cable, HD15 Male/Female, 150.0ft (45.7m)	3	276.08	259.52	242.95	CALL

Premium Grade Gray SVGA Cables - HD15M to HD15M or HD15M to HD15F with Coaxial Inners

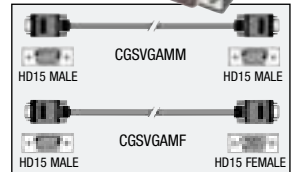
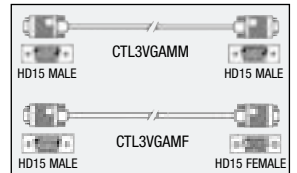
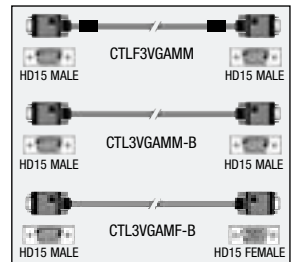
These premium cables mate with high resolution color monitors and workstations with HD15 D-Sub connectors. High efficiency coaxial wiring is featured to support critical color lines. All molded construction, fully shielded throughout. OEM quantity pricing and special lengths upon request. Color is gray.

CTL3VGAMM-3	SVGA Cable, HD15 Male/Male, 3.0ft (0.9m)	3	32.07	29.50	26.94	CALL
CTL3VGAMM-5	SVGA Cable, HD15 Male/Male, 5.0ft (1.5m)	3	34.44	31.68	28.93	CALL
CTL3VGAMM-10	SVGA Cable, HD15 Male/Male, 10.0ft (3.0m)	3	38.13	35.08	32.03	CALL
CTL3VGAMF-5	SVGA Extension Cable, HD15 Male/Female, 5.0ft (1.5m)	3	34.44	31.68	28.93	CALL
CTL3VGAMF-10	SVGA Extension Cable, HD15 Male/Female, 10.0ft (3.0m)	3	39.99	36.79	33.59	CALL
CTL3VGAMF-25	SVGA Extension Cable, HD15 Male/Female, 25.0ft (7.6m)	3	57.74	53.12	48.50	CALL

Standard Grade Black SVGA Cable Assemblies - HD15M to HD15M or HD15M to HD15F

L-com's new competitively priced standard grade SVGA cables feature three 75 Ohm coaxial cables to assure high quality video signal transmission. Fully molded backshells provide durability and long life expectancy. These rugged RoHS compliant assemblies are available in standard off the shelf lengths from 3 to 50 feet (0.9 to 15.2m).

CGSVGAMM-3	SVGA Cable, HD15 Male/Male, 3.0ft (0.9m)	3	19.11	17.58	16.05	CALL
CGSVGAMM-5	SVGA Cable, HD15 Male/Male, 5.0ft (1.5m)	3	23.34	21.47	19.61	CALL
CGSVGAMM-10	SVGA Cable, HD15 Male/Male, 10.0ft (3.0m)	3	32.31	29.73	27.14	CALL
CGSVGAMM-20	SVGA Cable, HD15 Male/Male, 20.0ft (6.1m)	3	41.71	38.37	35.04	CALL
CGSVGAMM-25	SVGA Cable, HD15 Male/Male, 25.0ft (7.6m)	3	50.90	46.83	42.76	CALL
CGSVGAMM-50	SVGA Cable, HD15 Male/Male, 50.0ft (15.2m)	3	89.81	82.63	75.44	CALL
CGSVGAMF-3	SVGA Extension Cable, HD15 Male/Female, 3.0ft (0.9m)	3	19.83	18.24	16.66	CALL
CGSVGAMF-5	SVGA Extension Cable, HD15 Male/Female, 5.0ft (1.5m)	3	26.72	24.58	22.44	CALL
CGSVGAMF-10	SVGA Extension Cable, HD15 Male/Female, 10.0ft (3.0m)	3	32.73	30.11	27.49	CALL
CGSVGAMF-20	SVGA Extension Cable, HD15 Male/Female, 20.0ft (6.1m)	3	43.86	40.35	36.84	CALL
CGSVGAMF-25	SVGA Extension Cable, HD15 Male/Female, 25.0ft (7.6m)	3	51.62	47.49	43.36	CALL
CGSVGAMF-50	SVGA Extension Cable, HD15 Male/Female, 50.0ft (15.2m)	3	85.94	79.06	72.19	CALL



More RG59 cable assemblies available. Go to L-com.com



CC59A



CC59A-HR



CC59B



CC6PB

Item #	Description	1-9	10-24	25-99	100+
--------	-------------	-----	-------	-------	------

RG59A/U - 75 Ohm Coaxial Cables with Inline Molded BNC and RCA Plugs

L-com offers a wide variety of RG59A/U cable assemblies utilizing BNC and RCA connectors. RG59A/U cable is one of the most commonly used 75 Ohm cables. In addition to inline configurations L-com offers right angle and female bulkheads. All connectors feature a molded strain relief while the Type F connector features a captivated gold plated center pin for enhanced performance. The stranded center conductor of the RG59A/U cable provides maximum flexibility.

RG59A/U		NOMINAL ATTENUATION		
		MHz	db/100ft	db/100m
• Center Conductor: 22 (7 x 30) AWG bare compacted copper		50	2.1	6.9
• Shielding: Bare copper braid (96% coverage)		100	3.0	9.8
• Insulation: Foam polyethylene		200	4.5	14.8
• Jacket: Black PVC		400	6.6	21.7
• Operating Temperature: -40°C - +80°C		1000	10.9	35.8

75 Ohm Impedance

RG59A/U - 75 Ohm Coaxial Cables with Two Inline BNC Plugs

CC59A-05	RG59A Cable, BNC Male/Male, 0.5ft (0.2m)	14.31	13.74	13.17	CALL
CC59A-1	RG59A Cable, BNC Male/Male, 1.0ft (0.3m)	15.93	15.29	14.66	CALL
CC59A-1.5	RG59A Cable, BNC Male/Male, 1.5ft (0.5m)	16.71	16.04	15.37	CALL
CC59A-2	RG59A Cable, BNC Male/Male, 2.0ft (0.6m)	11.99	11.51	11.03	CALL
CC59A-2.5	RG59A Cable, BNC Male/Male, 2.5ft (0.8m)	17.41	16.71	16.02	CALL
CC59A-3	RG59A Cable, BNC Male/Male, 3.0ft (0.9m)	14.04	13.48	12.92	CALL
CC59A-4	RG59A Cable, BNC Male/Male, 4.0ft (1.2m)	13.16	12.63	12.11	CALL
CC59A-5	RG59A Cable, BNC Male/Male, 5.0ft (1.5m)	13.70	13.15	12.60	CALL
CC59A-6	RG59A Cable, BNC Male/Male, 6.0ft (1.8m)	14.11	13.55	12.98	CALL
CC59A-7.5	RG59A Cable, BNC Male/Male, 7.5ft (2.3m)	18.26	17.53	16.80	CALL
CC59A-10	RG59A Cable, BNC Male/Male, 10.0ft (3.0m)	16.92	16.24	15.57	CALL
CC59A-12	RG59A Cable, BNC Male/Male, 12.0ft (3.6m)	21.18	20.33	19.49	CALL
CC59A-15	RG59A Cable, BNC Male/Male, 15.0ft (4.6m)	19.82	19.03	18.23	CALL
CC59A-25	RG59A Cable, BNC Male/Male, 25.0ft (7.6m)	25.45	24.43	23.41	CALL
CC59A-50	RG59A Cable, BNC Male/Male, 50.0ft (15.2m)	41.10	39.46	37.81	CALL
CC59A-75	RG59A Cable, BNC Male/Male, 75.0ft (22.9m)	56.37	54.12	51.86	CALL
CC59A-100	RG59A Cable, BNC Male/Male, 100.0ft (30.5m)	71.70	68.83	65.96	CALL
CC59A-200	RG59A Cable, BNC Male/Male, 200.0ft (61m)	132.94	127.62	122.30	CALL

RG59A/U - 75 Ohm Coaxial Cables with Inline BNC to Right Angle BNC Plugs

CC59A-1HR	RG59A Cable, BNC Male/90° Male, 1.0ft (0.3m)	14.49	13.91	13.33	CALL
CC59A-1.5HR	RG59A Cable, BNC Male/90° Male, 1.5ft (0.5m)	14.80	14.21	13.62	CALL
CC59A-2HR	RG59A Cable, BNC Male/90° Male, 2.0ft (0.6m)	15.11	14.51	13.90	CALL
CC59A-3HR	RG59A Cable, BNC Male/90° Male, 3.0ft (0.9m)	15.80	15.17	14.54	CALL
CC59A-4HR	RG59A Cable, BNC Male/90° Male, 4.0ft (1.2m)	16.42	15.76	15.11	CALL
CC59A-5HR	RG59A Cable, BNC Male/90° Male, 5.0ft (1.5m)	17.05	16.37	15.69	CALL
CC59A-10HR	RG59A Cable, BNC Male/90° Male, 10.0ft (3.0m)	20.30	19.49	18.68	CALL

RG59B/U		NOMINAL ATTENUATION		
		MHz	db/100ft	db/100m
• Center Conductor: 22 AWG solid bare copper covered steel		50	2.4	7.9
• Shielding: Bare copper braid (95% coverage)		100	3.4	11.1
• Insulation: Polyethylene		200	4.9	16.1
• Jacket: Black PVC		400	7.0	23.0
• Operating Temperature: -40°C - +80°C		1000	12.0	39.3

75 Ohm Impedance

RG59B/U - 75 Ohm Coaxial Cables with Two Inline BNC Plugs

CC59B-05	RG59B Cable, BNC Male/Male, 0.5ft (0.2m)	11.20	10.75	10.30	CALL
CC59B-1	RG59B Cable, BNC Male/Male, 1.0ft (0.3m)	11.49	11.03	10.57	CALL
CC59B-1.5	RG59B Cable, BNC Male/Male, 1.5ft (0.5m)	11.71	11.24	10.77	CALL
CC59B-2	RG59B Cable, BNC Male/Male, 2.0ft (0.6m)	12.00	11.52	11.04	CALL
CC59B-2.5	RG59B Cable, BNC Male/Male, 2.5ft (0.8m)	12.31	11.82	11.33	CALL
CC59B-3	RG59B Cable, BNC Male/Male, 3.0ft (0.9m)	12.62	12.12	11.61	CALL
CC59B-4	RG59B Cable, BNC Male/Male, 4.0ft (1.2m)	13.16	12.63	12.11	CALL
CC59B-5	RG59B Cable, BNC Male/Male, 5.0ft (1.5m)	13.76	13.21	12.66	CALL
CC59B-6	RG59B Cable, BNC Male/Male, 6.0ft (1.8m)	14.38	13.80	13.23	CALL
CC59B-7.5	RG59B Cable, BNC Male/Male, 7.5ft (2.3m)	15.34	14.73	14.11	CALL
CC59B-10	RG59B Cable, BNC Male/Male, 10.0ft (3.0m)	16.92	16.24	15.57	CALL
CC59B-12	RG59B Cable, BNC Male/Male, 12.0ft (3.6m)	18.13	17.40	16.68	CALL
CC59B-15	RG59B Cable, BNC Male/Male, 15.0ft (4.6m)	20.01	19.21	18.41	CALL
CC59B-25	RG59B Cable, BNC Male/Male, 25.0ft (7.6m)	26.01	24.97	23.93	CALL
CC59B-50	RG59B Cable, BNC Male/Male, 50.0ft (15.2m)	41.10	39.46	37.81	CALL
CC59B-75	RG59B Cable, BNC Male/Male, 75.0ft (22.9m)	54.19	52.02	49.85	CALL
CC59B-100	RG59B Cable, BNC Male/Male, 100.0ft (30.5m)	71.70	68.83	65.96	CALL
CC59B-200	RG59B Cable, BNC Male/Male, 200.0ft (61.0m)	132.94	127.62	122.30	CALL

RG6/U Plenum - 75 Ohm Coaxial Cables with Two Inline BNC Plugs

RG6/U Plenum		NOMINAL ATTENUATION		
		MHz	db/100ft	db/100m
• Center Conductor: 18 AWG solid bare copper covered steel		50	1.6	4.9
• Shielding: Inner foil (100% coverage); Outer, aluminum braid (60% coverage)		100	2.2	6.9
• Insulation: FFEP - Foam Fluorinated Ethylene Propylene		200	3.0	10.2
• Jacket: White Plenum		400	4.6	14.8
• Operating Temperature: -20°C - +75°C		1000	7.3	23.9

75 Ohm Impedance

CC6PB-1	RG6 Plenum Cable, BNC Male/Male, 1.0ft (0.3m)	39.86	38.27	36.67	CALL
CC6PB-1.5	RG6 Plenum Cable, BNC Male/Male, 1.5ft (0.5m)	37.37	35.98	34.38	CALL
CC6PB-2.5	RG6 Plenum Cable, BNC Male/Male, 2.5ft (0.8m)	48.44	46.50	44.56	CALL
CC6PB-5	RG6 Plenum Cable, BNC Male/Male, 5.0ft (1.5m)	51.44	49.38	47.32	CALL
CC6PB-7.5	RG6 Plenum Cable, BNC Male/Male, 7.5ft (2.3m)	57.75	55.44	53.13	CALL
CC6PB-10	RG6 Plenum Cable, BNC Male/Male, 10.0ft (3.0m)	71.22	68.37	65.52	CALL
CC6PB-15	RG6 Plenum Cable, BNC Male/Male, 15.0ft (4.6m)	94.34	90.57	86.79	CALL

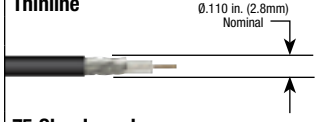
Item #	Description	1-9	10-24	25-99	100+
RG59B/U - 75 Ohm Coaxial Cables with Inline BNC Plug to BNC Jack					
CC59B-MF-1	RG59B Cable, BNC Male/Female Bulkhead, 1.0ft (0.3m)	15.49	14.56	13.63	CALL
CC59B-MF-3	RG59B Cable, BNC Male/Female Bulkhead, 3.0ft (0.9m)	16.75	15.74	14.74	CALL
CC59B-MF-6	RG59B Cable, BNC Male/Female Bulkhead, 6.0ft (1.8m)	18.68	17.56	16.44	CALL
CC59B-MF-10	RG59B Cable, BNC Male/Female Bulkhead, 10.0ft (3.0m)	20.22	19.01	17.79	CALL
CC59B-MF-25	RG59B Cable, BNC Male/Female Bulkhead, 25.0ft (7.6m)	28.64	26.92	25.20	CALL
CC59B-MF-50	RG59B Cable, BNC Male/Female Bulkhead, 50.0ft (15.2m)	41.82	39.31	36.80	CALL

Item #	Description	1-9	10-24	25-99	100+
RG59B/U - 75 Ohm Coaxial Cables with One Inline BNC to One Right Angle BNC Plug					
CC59B-1HR	RG59B Cable, BNC Male/90° Male, 1.0ft (0.3m)	15.49	14.87	14.25	CALL
CC59B-1.5HR	RG59B Cable, BNC Male/90° Male, 1.5ft (0.5m)	15.80	15.17	14.54	CALL
CC59B-2HR	RG59B Cable, BNC Male/90° Male, 2.0ft (0.6m)	16.18	15.53	14.89	CALL
CC59B-3HR	RG59B Cable, BNC Male/90° Male, 3.0ft (0.9m)	16.86	16.19	15.51	CALL
CC59B-4HR	RG59B Cable, BNC Male/90° Male, 4.0ft (1.2m)	17.56	16.86	16.16	CALL
CC59B-5HR	RG59B Cable, BNC Male/90° Male, 5.0ft (1.5m)	17.06	16.38	15.70	CALL
CC59B-7.5HR	RG59B Cable, BNC Male/90° Male, 7.5ft (2.3m)	18.64	17.89	17.15	CALL
CC59B-10HR	RG59B Cable, BNC Male/90° Male, 10.0ft (3.0m)	20.27	19.46	18.65	CALL

Item #	Description	1-9	10-24	25-99	100+
RG59B/U - 75 Ohm Coaxial Cables with Two Inline Molded Type F Plugs					
CCF59B-1	RG59B Cable, Type F Male/Male, 1.0ft (0.3m)	7.76	7.45	7.14	CALL
CCF59B-3	RG59B Cable, Type F Male/Male, 3.0ft (0.9m)	8.78	8.43	8.08	CALL
CCF59B-6	RG59B Cable, Type F Male/Male, 6.0ft (1.8m)	12.56	12.06	11.56	CALL
CCF59B-9	RG59B Cable, Type F Male/Male, 9.0ft (2.7m)	11.33	10.88	10.42	CALL
CCF59B-12	RG59B Cable, Type F Male/Male, 12.0ft (3.7m)	11.69	11.22	10.75	CALL
CCF59B-25	RG59B Cable, Type F Male/Male, 25.0ft (7.6m)	18.35	17.62	16.88	CALL
CCF59B-50	RG59B Cable, Type F Male/Male, 50.0ft (15.2m)	35.57	34.15	32.72	CALL
CCF59B-100	RG59B Cable, Type F Male/Male, 100.0ft (30.5m)	62.50	60.00	57.50	CALL

Thinline 75 Ohm (.11"/2.8mm Dia.) Coaxial Cable Assemblies with Two Inline BNC Plugs

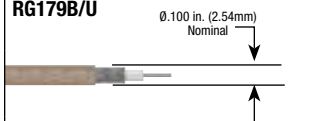
Substitute our smaller diameter, more flexible, lighter weight thinline cable assemblies for your traditional 75 Ohm cable assemblies. This coaxial cable features a spiral tinned copper shield and a proprietary air foamed dielectric.

Thinline	Thinline	NOMINAL ATTENUATION		
		MHz	db/100ft	db/100m
 <p>75 Ohm Impedance</p>	<ul style="list-style-type: none"> Center Conductor: 28 AWG (7 x 38) stranded tinned copper wire Shielding: Tinned copper spiral shield (95% coverage) Insulation: Foamed polyethylene Jacket: Black PVC Operating Temperature: -40°C - +80°C 	5	1.4	4.6
		10	2.1	6.9
		30	3.8	12.5
		50	5.1	16.7
		100	7.6	24.9

CTL1B-1	Thinline Cable, BNC Male/Male, 1.0ft (0.3m)	8.99	8.63	8.27	CALL
CTL1B-2.5	Thinline Cable, BNC Male/Male, 2.5ft (0.8m)	10.93	10.49	10.06	CALL
CTL1B-5	Thinline Cable, BNC Male/Male, 5.0ft (1.5m)	11.53	11.07	10.61	CALL
CTL1B-7.5	Thinline Cable, BNC Male/Male, 7.5ft (2.3m)	12.87	12.36	11.84	CALL
CTL1B-10	Thinline Cable, BNC Male/Male, 10.0ft (3.0m)	14.38	13.80	13.23	CALL
CTL1B-15	Thinline Cable, BNC Male/Male, 15.0ft (4.6m)	17.53	16.83	16.13	CALL
CTL1B-25	Thinline Cable, BNC Male/Male, 25.0ft (7.6m)	23.77	22.82	21.87	CALL

RG179B/U - 75 Ohm High Temperature Cable Assemblies with Two Inline BNC Plugs


This 75 Ohm cable features a brown tinted FEP outer jacket and an operating temperature of 200°C.

RG179B/U	RG179B/U	NOMINAL ATTENUATION		
		MHz	db/100ft	db/100m
 <p>75 Ohm Impedance</p>	<ul style="list-style-type: none"> Center Conductor: 30 AWG (7 x 38) stranded silver plated copper covered steel Shielding: Silver coated copper braid (95% coverage) Insulation: TFE teflon Jacket: Brown FEP Operating Temperature: -70°C - +200°C 	50	8.5	27.9
		100	10.0	32.8
		200	12.5	41.0
		400	16.0	52.5
		1000	24.0	78.7

CC179B-1	RG179 Cable, BNC Male/Male, 1.0ft (0.3m)	26.78	25.71	24.64	CALL
CC179B-1.5	RG179 Cable, BNC Male/Male, 1.5ft (0.5m)	27.71	26.60	25.49	CALL
CC179B-2	RG179 Cable, BNC Male/Male, 2.0ft (0.6m)	28.71	27.56	26.41	CALL
CC179B-2.5	RG179 Cable, BNC Male/Male, 2.5ft (0.8m)	29.62	28.44	27.25	CALL
CC179B-5	RG179 Cable, BNC Male/Male, 5.0ft (1.5m)	34.11	32.75	31.38	CALL
CC179B-7.5	RG179 Cable, BNC Male/Male, 7.5ft (2.3m)	38.83	37.28	35.72	CALL
CC179B-10	RG179 Cable, BNC Male/Male, 10.0ft (3.0m)	43.54	41.80	40.06	CALL
CC179B-15	RG179 Cable, BNC Male/Male, 15.0ft (4.6m)	53.04	50.92	48.80	CALL

RG6/U Quad Shielded - 75 Ohm Coaxial Cable Assemblies with Two Inline Type F Plugs

This series features premium grade RG6 cable with four layers of shielding for enhanced performance coupled with our BAC529 weather resistant Type F male connectors. These Type F connectors utilize both silicone sealant as well as an internal O-ring to achieve performance suitable for both indoor and outdoor applications.

RG6/U Quad Shielded	RG6/U Quad Shielded	NOMINAL ATTENUATION		
		MHz	db/100ft	db/100m
 <p>75 Ohm Impedance</p>	<ul style="list-style-type: none"> Center Conductor: 18 AWG solid bare copper covered steel Shielding: 2x inner foil (100% coverage); 2x outer aluminum braid (60% coverage) Insulation: Foam Polyethylene Jacket: Black PVC Operating Temperature: -40°C - +80°C 	55	1.6	5.2
		211	2.9	9.5
		300	3.4	11.2
		400	4.0	13.1
		1000	6.5	21.3

CC60F-1	RG6 Cable, Type F Male/Male, 1.0ft (0.3m)	25.34	23.82	22.30	CALL
CC60F-3	RG6 Cable, Type F Male/Male, 3.0ft (0.9m)	26.32	24.74	23.16	CALL
CC60F-6	RG6 Cable, Type F Male/Male, 6.0ft (1.8m)	28.17	26.48	24.79	CALL
CC60F-9	RG6 Cable, Type F Male/Male, 9.0ft (2.7m)	30.03	28.23	26.43	CALL
CC60F-12	RG6 Cable, Type F Male/Male, 12.0ft (3.7m)	28.67	26.95	25.23	CALL
CC60F-25	RG6 Cable, Type F Male/Male, 25.0ft (7.6m)	39.55	37.18	34.80	CALL
CC60F-50	RG6 Cable, Type F Male/Male, 50.0ft (15.2m)	52.71	49.55	46.38	CALL



CC59B-MF



CC59B-HR



CCF59B




CTL1B



CC179B



CC60F



Item #	Description	1-9	10-24	25-99	100+
--------	-------------	-----	-------	-------	------

DB9, DB15, DB25 or HD15 Connectors for Field Termination - Panel Mountable, Male or Female

These field termination connectors provide an easy and convenient way to perform field termination of any DB9, DB15, DB25 or HD15 cable. Separate connection points are provided for all positions of the connector plus the ground. Terminal block design with set screws provides reliable electrical connections without special tools. The terminal block area is clearly marked making proper termination virtually foolproof. Panel mountable for thickness up to 0.062" (0.2cm). Please note the orientation of the terminal blocks on the new male connectors.

DGB9FT	DB9 Female Connector for Field Termination	10.36	9.74	9.12	CALL
DGB15FT	DB15 Female Connector for Field Termination	17.41	16.37	15.32	CALL
DGB25FT	DB25 Female Connector for Field Termination	16.29	15.31	14.34	CALL
DGBH15FT	SVGA HD15 Female Connector for Field Termination	12.99	12.21	11.43	CALL
DGB9MT1	DB9 Male Connector for Field Termination	10.80	10.15	9.50	CALL
DGB15MT1	DB15 Male Connector for Field Termination	14.06	13.22	12.37	CALL
DGB25MT1	DB25 Male Connector for Field Termination	17.46	16.41	15.36	CALL
DGBH15MT1	SVGA HD15 Male Connector for Field Termination	13.69	12.87	12.05	CALL

DB9, DB15, DB25 or HD15 Female Connectors for Field Termination with Screwless Terminal Block

These field termination female connectors provide an easy and convenient way to perform field termination of any cable. Separate connection points are provided for all positions of the connector plus the ground. Screwless terminal block design with spring clamp provides reliable electrical connections utilizing no special tools. Simply depress the spring clamp, insert wire, release and the wire is secure. The terminal block area is clearly marked making proper termination virtually foolproof. Panel mountable for thickness up to 0.062" (0.2cm).

DGS9FT	DB9 Female Connector for Field Termination	14.69	13.81	12.93	CALL
DGS15FT	DB15 Female Connector for Field Termination	18.12	17.03	15.95	CALL
DGS25FT	DB25 Female Connector for Field Termination	23.03	21.65	20.27	CALL
DGSH15FT	HD15 Female Connector for Field Termination	16.52	15.53	14.54	CALL

Mini DIN 4 - S-Video Jack for Field Termination

The MD44FT field termination Mini DIN 4 female jack offers a quick and easy field termination using common tools. Terminal blocks with set screws ensure reliable electrical connections. The terminal block area is clearly marked making field termination virtually foolproof. This unit is designed to fit common .5" (1.3cm) circular or D-style openings. The undercut PCB area provides a convenient area to secure a cable tie wrap resulting in a neat dressing for the terminated cable. Custom configurations will be considered with modest minimums.

MD44FT	Mini DIN 4 Female Field Termination Jack	15.62	14.37	13.12	CALL
--------	--	-------	-------	-------	------

DVI-D Dual Link Field Termination Connector, Female

The DVIDDLFT field termination connector provides an easy and convenient way to perform field termination of any DVI-D Dual Link cable. Separate connection points are provided for all 24 positions of the connector. The terminal block design with set screws provides reliable electrical connections utilizing no special tools. Additionally the terminal block area is clearly marked making proper termination virtually foolproof.

DVIDDLFT	DVI-D Dual Link Field Termination Connector, Female	18.32	17.22	16.12	CALL
----------	---	-------	-------	-------	------

Field Termination Connector for HDMI® Applications, Female

The HDFT is the perfect solution for quickly adding an HDMI port for A/V infrastructure additions or repairs. This easy to install connector utilizes handy screw terminals which are clearly numbered for ease of installation. 30µ gold plated contacts provide excellent signal integrity.

HDFT	HDMI Field Termination Connector, Female	16.15	15.18	14.21	CALL
------	--	-------	-------	-------	------

3.5mm Field Termination Connector, Female

L-com's 35MMFT is the perfect solution for quickly adding a 3.5mm audio port. This easy to install 3.5mm field termination connector utilizes handy screw terminals which are clearly marked for ease of installation.

35MMFT	3.5mm Field Termination Connector, Female	6.34	6.21	6.09	CALL
--------	---	------	------	------	------

Item #	Description	List Price
--------	-------------	------------

L-com HDMI® Splitter 1x2 - 3D Ready, HDCP Compliant

Easily split your HDMI signal with L-com's 3D ready HDMI splitters. These plug and play HDMI splitters set up in seconds and are perfect for home or professional use. Features include HDCP compliant hardware, 1080/60p resolutions and 3D support.

HD-SP-102	L-com HDMI Splitter, 1x2, 3D Ready, HDCP Compliant	111.70
-----------	--	--------

L-com HDMI® Switches 2x1 or 4x1 - 3D Ready, HDCP Compliant

Easily switch your HDMI signal with L-com's 3D ready HDMI switches. These plug and play HDMI switches set up in seconds and are perfect for home or professional use. Features include HDCP compliant hardware, 1080/24p resolutions and 3D support.

HD-SW-201	L-com HDMI Switch, 2x1, 3D Ready, HDCP Compliant	86.71
HD-SW-401	L-com HDMI Switch, 4x1, 3D Ready, HDCP Compliant	122.21

L-com HDMI® Active over UTP Extender (TX & RX Units) 150 feet (45.7m) HDCP Compliant

L-com's HD-EXT-HSL HDMI extender extends HDMI signal over 24 AWG solid Cat5e (or better) cabling up to 150 feet (45.7m). This active HDMI extender features a TX and RX unit distance up to 150 feet (45.7m) at Blu-ray 1080/60p. Features include HDCP support, adjustable 8-level EQ control and 7.1-channel surround sound audio.

HD-EXT-HSL	L-com Active HDMI over UTP Extender, 150ft (45.7m)	236.56
------------	--	--------

L-com VGA Video Splitters 1x2 and 1x4 (Max Resolution 1920x1440)

L-com's LCVS series of VGA video splitters are perfect for distributing VGA video signals from one source to multiple displays. These plug and play video splitters can be installed in seconds and provide crisp, clear images. Perfect for Digital Signage and Pro A/V applications, these robust yet affordable VGA splitters feature rugged metal cases as well as external power supplies (included). Signal bandwidth to 350 MHz (2 and 4 port), (Max Resolution 1920 x 1440).

LCVS-12	L-com 1x2 VGA Video Splitter	47.41
LCVS-14	L-com 1x4 VGA Video Splitter	61.30

L-com VGA Splitter/Extender (TX & RX Units) 150 Meters (492ft)

L-com's LCVX-VGA UTP VGA extender is perfect for Digital Signage and Pro A/V applications where the extension of analog video is necessary. The LCVX-VGA features a TX and RX unit as well as external power supplies. These VGA extenders utilize standard Cat5 or Cat 6 UTP cabling to transmit crystal clear video up to 150 meters.

LCVX-VGA	L-com UTP VGA Extender, TX and RX Unit	131.41
----------	--	--------

Item #	Description	1-9	10-24	25-99	100+
12G SDI Connectors					
12G is an SDI standard developed to support greater resolution, frame rates and colour fidelity. It provides four times the bandwidth of HD, carrying 12Gbps, making it ideal for the 4Kp60 format.					
V7C00004	Ultra Tiny BNC Plug for 1855A	5.95	5.59	5.24	CALL
V7C00005	Ultra Tiny BNC Jack, End Launch	5.25	4.93	4.62	CALL
V7C00006	Ultra Tiny BNC Jack, PCB Type	5.40	5.08	4.75	CALL
V7C00007	Ultra Tiny BNC Right Angle BH Jack	6.25	5.88	5.50	CALL
V7C00008	Ultra Tiny BNC Crimp Jack for Belden 1855A	5.25	4.93	4.62	CALL
V7C00009	Ultra Tiny BNC Crimp Jack for Belden 1855A	5.75	5.40	5.06	CALL
V7C00010	BNC Crimp Plug for 1855ENH	3.55	3.34	3.12	CALL
V7C00011	BNC B/H End Launch Jack 1.6t	5.95	5.59	5.24	CALL
V7C00012	BNC Bulkhead Jack RearMount	8.05	7.57	7.08	CALL
V7C00013	BNC ST Jack, PCB Type	5.45	5.12	4.80	CALL
V7C00014	BNC ST Jack for Belden 1855A	4.60	4.32	4.05	CALL
V7C00015	BNC B/H Jack for Belden 1855A	5.80	5.45	5.10	CALL
V7C00016	BNC Straight Jack PCB Type 4 leg	4.00	3.76	3.52	CALL
V7C00017	BNC Right Angle Bulkhead Jack PCB Type	12.35	11.61	10.87	CALL
V7C00018	Ultra Tiny BNC BH Jack to Jack	7.75	7.28	6.82	CALL
V7C00019	BNC (M) to Ultra Tiny BNC (F)	6.10	5.73	5.37	CALL
V7C00020	BNC Jack Ultra Tiny BNC Plug	7.75	7.28	6.82	CALL



Item #	Description	Cable Type	Attachment	1-9	10-24	25-99	100+
True 75 Ohm BNC Within Series Adapters - To Precisely Match All 75 Ohm Coaxial Cables							
BA016	Coaxial Adapter, BNC Female/Female (Splice)			3.93	3.69	3.46	CALL
BA019	Coaxial T Adapter, BNC Female/Female/Female			6.62	6.22	5.83	CALL
BA035	Coaxial T Adapter, BNC Female/Male/Female			12.45	11.70	10.96	CALL
BA036	Coaxial Adapter, BNC Female/Female Bulkhead			6.51	6.12	5.73	CALL
BA038	Coaxial Adapter, BNC Male/90° Female			7.51	7.06	6.61	CALL
BA039	Coaxial Adapter, BNC Female/Female Bulkhead, Insulated			7.47	7.02	6.57	CALL




BNC Coaxial Connectors, 75 Ohm

BAC026	BNC Male	RG6	Twist On	4.46	4.19	3.92	CALL
BAC032	BNC Male	RG6	Crimp (2 Pc)	4.40	4.14	3.87	CALL
BAC029	BNC Male	RG6	Crimp (3 Pc)	4.40	4.14	3.87	CALL
BAC042	BNC Male	RG6-Q	Crimp	3.80	3.57	3.34	CALL
BAC024	BNC Male	RG59	Twist On	4.46	4.19	3.92	CALL
BAC027	BNC Male	RG59 (23 AWG C.C.)	Crimp	4.40	4.14	3.87	CALL
BAC027A	BNC Male	RG59 (20 AWG C.C.)	Crimp	4.40	4.14	3.87	CALL
BAC028	BNC Male	RG59 Plenum	Crimp (3 Pc)	4.40	4.14	3.87	CALL
BAC030	BNC Male	RG59	Crimp (2 Pc)	4.40	4.14	3.87	CALL
BAC031	BNC Male	RG59 Plenum	Crimp (2 Pc)	4.40	4.14	3.87	CALL
BAC033	BNC Male	RG59	Solder	5.82	5.47	5.12	CALL
BAC543	BNC Male, Right Angle	RG59	Crimp	6.37	5.99	5.61	CALL
BAC706	BNC Male, Right Angle	RG59/6	Crimp	9.08	8.54	7.99	CALL
BAC836A-59	BNC Male	RG59/6	Crimp	3.72	3.50	3.27	CALL
BAC551	BNC Male, Right Angle	RG179/RG187	Crimp	7.06	6.64	6.21	CALL
BAC836B-87	BNC Male	RG187/CTL	Crimp	3.72	3.50	3.27	CALL
BAC516	BNC Female	RG6	Crimp	5.39	5.07	4.74	CALL
BAC908-59	BNC Female	RG59/6	Crimp	5.39	5.07	4.74	CALL
BAC552	BNC Female Bulkhead	RG59	Crimp	7.87	7.40	6.93	CALL
BAC550	BNC Female Bulkhead	RG179	Crimp	5.46	5.13	4.80	CALL



Type F Coaxial Connectors, 75 Ohm

BAC529	Type F Male, Indoor/Outdoor	RG6	Crimp	2.16	2.03	1.90	CALL
BAC-EX6	Type F Male	RG6	Compression	3.82	3.59	3.36	CALL
BAC-CFS59U	Type F Male, Indoor	RG59	Crimp	1.37	1.29	1.21	CALL
BAC530	Type F Male, Indoor/Outdoor	RG59	Crimp	2.94	2.76	2.59	CALL
BAC-EX59	Type F Male	RG59	Compression	2.06	1.94	1.81	CALL
AFM-1700	Type F Male	Low-Loss 195-Series, RG58	Crimp	4.54	4.18	3.81	CALL
BAC520	Type F Female	RG59	Crimp	4.51	4.24	3.97	CALL



RG59A and RG6 Bulk Cable

RG59A/U	NOMINAL ATTENUATION			Item #	Description	List			
	MHz	db/100ft	db/100m						
<ul style="list-style-type: none"> Center Conductor: 22 (7x30) AWG bare copper Shielding: Bare copper braid (95% coverage) Insulation: Foam polyethylene Jacket: Black PVC Operating Temperature: -40°C - +80°C 	100	3.0	9.8	RG59A-100	RG59A/U, 100ft (30.5m) coil	34.47			
	200	4.5	14.8	RG59A-500	RG59A/U, 500ft (152.4m) spool	152.58			
	400	6.6	21.7	RG59A-1K	RG59A/U, 1,000ft (304.8m) spool	305.21			
	1000	10.9	35.8						
RG6/U	NOMINAL ATTENUATION			Item #	Description	List			
	MHz	db/100ft	db/100m						
	100	2.1	6.9				RG6-100	RG6/U, 100ft (30.5m) coil	26.98
	200	3.1	10.2				RG6-500	RG6/U, 500ft (152.4m) spool	117.67
	400	4.5	14.8				RG6-1K	RG6/U, 1,000ft (304.8m) spool	259.49
1000	7.3	23.9							



Item #	Description	1-9	10-24	25-99	100+
--------	-------------	-----	-------	-------	------

Mini DIN Feed-thru Adapters - Panel and Wall Plate Mountable

These exclusive adapters offer a unique design suitable for panel mounting Mini DIN adapters. Female-Female gender.

MD44FF	Mini DIN 4 Feed-Thru Adapter, Female/Female	11.22	10.32	9.42	CALL
MD44FJF	Mini DIN 4 Bulkhead Jack/Leads, Front Mount	12.62	11.61	10.60	CALL
MD44FJR	Mini DIN 4 Bulkhead Jack/Leads, Rear Mount	12.62	11.61	10.60	CALL

Type F Within Series Adapters - 75 Ohm

BA122	Coaxial Adapter, Type F Male/Male	2.55	2.40	2.24	CALL
BA123	Coaxial Adapter, Type F Female/Male, Right Angle	3.00	2.82	2.64	CALL
BA124	Coaxial Adapter, Type F Male Push-on/Female	1.69	1.59	1.49	CALL
BA330A	Coaxial Bulkhead Adapter, Type F Female/Female, (.5/1.3cm D-Hole), Insulated	2.67	2.51	2.35	CALL

RCA Female Feed-Thru Adapter - with Red, Green, Blue, Yellow or White Insulators

These RCA feed-thru adapters feature insulators color coded for both video and audio applications. This color coding assists in component hookup to avoid improper connections.

BA400R	Coaxial Adapter, RCA Bulkhead Female/Female, Red Insulator	4.98	4.68	4.38	CALL
BA400B	Coaxial Adapter, RCA Bulkhead Female/Female, Blue Insulator	5.26	4.94	4.63	CALL
BA400Y	Coaxial Adapter, RCA Bulkhead Female/Female, Yellow Insulator	4.98	4.68	4.38	CALL
BA400	Coaxial Adapter, RCA Bulkhead Female/Female, White Insulator	6.07	5.71	5.34	CALL
BA400A	Coaxial Adapter, RCA Bulkhead Female/Female, 0.5" (1.3cm) Circular Hole	6.03	5.67	5.31	CALL

RCA Interseries Coaxial Adapter/75 Ohm

BA907	Coaxial Adapter, RCA Male/Type F Female	2.86	2.69	2.52	CALL
-------	---	------	------	------	------

3.5mm Audio Bulkhead Coupler

BA35FF	3.5mm Audio Bulkhead Coupler	10.64	9.79	8.94	CALL
--------	------------------------------	-------	------	------	------

HDMI® to VGA Adapters with Audio

These adapter converters are the solution for connecting the video output of a HDMI-enabled device to a VGA display. 1920x1080 video resolution is supported, allowing this adapter to meet high performance signal applications.

VHC00019	HDMI Male to VGA Female Adapter with Audio	22.93	21.10	19.26	CALL
VHC00020	HDMI Female to VGA Male Adapter with Audio	22.93	21.10	19.26	CALL

HDMI® Female Type A to HDMI® Type C Male Adapter

L-com's HDMI Type A female to HDMI Type C male adapter addresses applications where an interface conversion is needed between new HD devices. This versatile HDMI adapter can be used with any HDMI compliant cable assembly or devices with HDMI ports.

VHC00021	HDMI Female Type A to HDMI Type C Male Adapter	7.14	6.43	5.71	CALL
----------	--	------	------	------	------

HDMI® Type D Male to HDMI® Type A Female Adapter

These HDMI adapters can be used with any HDMI compliant cable assembly or HDMI ports on devices including HD TVs, HDMI hubs, HDMI enabled A/V equipment and more.

VHC00015	HDMI Type D Male to HDMI Type A Female Adapter	6.41	5.90	5.38	CALL
----------	--	------	------	------	------

HDMI® Male to Female Right Angle Adapter

These HDMI adapters can be used with any HDMI compliant cable assembly or devices with HDMI ports.

VHC00022	HDMI Male to Female Right Angle Adapter	6.57	6.04	5.52	CALL
----------	---	------	------	------	------

Waterproof HDMI® Coupler

These HDMI adapters can be used with any HDMI compliant cable assembly or devices with HDMI ports.

VHC00023	Waterproof HDMI Coupler	20.22	18.60	16.98	CALL
----------	-------------------------	-------	-------	-------	------

DVI Dust Covers - Male and Female

L-com's DVI dust covers protect unused DVI connectors on cable assemblies and DVI receptacles on DVI equipment including DVI KVM switches, DVI Extenders, DVI splitters, and more. We offer both male and female DVI dust covers in packages of 10.

CVRDVI-M	DVI Dust Cover, Male, Pkg/10	7.61	7.31	7.00	CALL
CVRDVI-F	DVI Dust Cover, Female, Pkg/10	7.61	7.31	7.00	CALL

HDMI® Dust Covers - Male and Female

L-com's HDMI dust covers protect unused HDMI connectors on cable assemblies and HDMI receptacles on HDMI equipment including HDMI hubs, HDMI Extenders, HDMI splitters, and more. We offer both male and female HDMI dust covers in packages of 10.

CVRHD-M	HDMI Dust Cover, Male, Pkg/10	7.61	7.31	7.00	CALL
CVRHD-F	HDMI Dust Cover, Female, Pkg/10	7.61	7.31	7.00	CALL

HDMI® Swivel Adapter

L-com offers this male to female HDMI swivel adapter to address applications where space is confined or access is prohibitive. This versatile HDMI swivel adapter can be used with any HDMI compliant cable assembly or HDMI ports on devices including HD TVs and HDMI hubs.

HDFM-SW	HDMI Swivel Adapter, HDMI Female/HDMI Male	15.27	14.35	13.44	CALL
---------	--	-------	-------	-------	------

HDMI® Bendable Adapters

L-com's HDMI swivel adapters address applications where space is confined or access is prohibitive. These versatile HDMI swivel adapters can be used with any HDMI compliant cable assembly or HDMI ports on devices including HD TVs, HDMI hubs and HDMI enabled A/V equipment.

VHC00024	HDMI Bendable and Swivel Adapter Female to Female	10.06	9.46	8.85	CALL
VHC00025	HDMI Bendable Adapter Male to Female	10.06	9.46	8.85	CALL
VHC00026	HDMI Bendable Adapter Male to Male	10.06	9.46	8.85	CALL
VHC00027	HDMI Bendable Adapter Male to Female	10.06	9.46	8.85	CALL

Item #	Description	1-9	10-24	25-99	100+
--------	-------------	-----	-------	-------	------

DVI Digital Video Molded Adapters

These fully molded adapters provide transition from DVI to VGA (HD15) interfaces. Compact in size these adapters are very useful in dealing with difficult interconnection problems.

DMB601MF	DVI Adapter, DVI-A Male/HD15 Female, White	16.46	15.14	13.83	CALL
DMB602FM	DVI Adapter, DVI-A Female/HD15 Male, White	14.08	12.95	11.83	CALL
DMB603MF	DVI Adapter, DVI-D Male/DVI-I Female, White	21.03	19.35	17.67	CALL

DVI (Digital Video Interface) to HDMI® (High Definition Multimedia Interface) Adapters

This series of adapters utilizes two of the most commonly used digital video interfaces of DVI and HDMI. Offered in various gender combinations to address multiple interface conversion applications. Fully molded and compact in size for durability and usefulness in tight fit situations.

DVIHDMF	Digital Video Adapter, DVI-D Dual Link Male/HDMI Female (Panel Mount)	16.39	15.08	13.77	CALL
DVIHDF	Digital Video Adapter, DVI-D Dual Link Female/HDMI Female	18.71	17.21	15.72	CALL
DVIHDM	Digital Video Adapter, DVI-D Dual Link Male/HDMI Male	15.45	14.21	12.98	CALL
DVIHDFM	Digital Video Adapter, DVI-D Dual Link Female/HDMI Male	16.19	14.89	13.60	CALL

HDMI® Keystone Style Couplers

HDKEY-BK	HDMI Feed-Thru Adapter, Black	13.28	12.22	11.16	CALL
HDKEY-WT	HDMI Feed-Thru Adapter, White	13.28	12.22	11.16	CALL

HDMI® (High Definition Multimedia Interface) Adapters

This series of HDMI adapters is offered in male-female, female-female and male-male gender configurations covering your HDMI connection applications from gender changing to panel mount feed-thrus.

HDFM	HDMI Adapter, Female/Male	13.81	12.71	11.60	CALL
HDF	HDMI Adapter, Female/Female	13.08	12.03	10.99	CALL
AHDM	HDMI Adapter, Male/Male	10.76	9.68	8.61	CALL

Standard HDMI® Female to Micro HDMI® Male Adapter

When updating equipment, old cables typically become worthless and need to be replaced. As newer mobile devices switch to compact, Micro HDMI connectors, this adapter allows an existing standard HDMI cable to be used with this new equipment.

VAD001FM	Standard HDMI Female/Micro HDMI Male Adapter	20.30	19.49	18.68	CALL
----------	--	-------	-------	-------	------

DVI 24+5 Female to Female Coupler

This fully populated DVI Female Bulkhead Adapter is compatible with DVI-I Single/Dual Link, DVI-D Single/Dual Link and DVI-A male connectors and are bulkhead mountable to allow coupling of two DVI cables through a bulkhead.

VIC00001	DVI 24+5 Female to Female Coupler	8.86	8.15	7.44	CALL
----------	-----------------------------------	------	------	------	------

DVI 24+5 Male to VGA Female Adapter

Connect your VGA display to a DVI source device. Converts a DVI male interface to a VGA female interface for connection to a desktop, laptop or a VGA monitor of projector. Black colored over-mold with thumbscrews.

VIC00003	DVI 24+5 Male to VGA Female Adapter	8.34	7.67	7.01	CALL
----------	-------------------------------------	------	------	------	------

DVI 24+5 Male to DVI Female Right Angle Adapter

This fully molded right angle adapter provides transition from DVI male to DVI female interface. Compact in size, these adapters are very useful in dealing with difficult interconnection problems and tight spaces. Helps protect ports and prevents cable stress.

VIC00006	DVI 24+5 Male to DVI Female Right Angle Adapter	8.65	7.96	7.27	CALL
----------	---	------	------	------	------

DVI Adapter, DVI-D Female to HDMI® Male

This fully molded right angle adapter provides transition from DVI male to DVI female interface. Compact in size, these adapters are very useful in dealing with difficult interconnection problems and tight spaces. Helps protect ports and prevents cable stress.

VIC00008	DVI Adapter, DVI-D Female to HDMI Male, White	9.38	8.63	7.88	CALL
----------	---	------	------	------	------

DVI 24+5 Male to HDMI® Female Swivel Adapter

L-com's male to male DVI 24+5 to HDMI female swivel adapter addresses applications where space is confined or access is prohibitive. This versatile adapter can be used with any HDMI/DVI compliant cable assembly. Also works with HD TVs, HDMI enabled A/V equipment.

VIC00013	DVI 24+5 Male to HDMI Female Swivel Adapter	11.62	10.69	9.76	CALL
----------	---	-------	-------	------	------

DVI 24+5 Male to HDMI® Female Adapter

VIC00015	DVI 24+5 Male to HDMI Female Adapter	10.42	9.59	8.75	CALL
----------	--------------------------------------	-------	------	------	------

DisplayPort Female to Mini DisplayPort Male Adapter

L-com's DisplayPort to Mini DisplayPort adapter provides a simple way to modify an existing DisplayPort cable for use with a mobile device utilizing the more compact Mini DisplayPort interface. This adapter is a more economical option than purchasing a new cable, and allows the option of switching back to the standard DisplayPort interface by simply removing it.

VAD010FM	DisplayPort to Mini DisplayPort, Female/Male	16.07	15.11	14.14	CALL
----------	--	-------	-------	-------	------

DisplayPort Panel Mount Adapter (Female DP to Female DP)

DP-FF	DisplayPort Panel Mount Adapter, Female/Female	19.73	19.34	18.94	CALL
-------	--	-------	-------	-------	------

DisplayPort to HDMI® Adapter

DP-HD-ADPT	DisplayPort to HDMI Adapter, HDMI Female/DisplayPort Male	20.61	20.20	19.79	CALL
------------	---	-------	-------	-------	------

DisplayPort to DVI Adapter

DP-DVI-ADPT	DisplayPort to DVI Adapter, DVI Female/DisplayPort Male	21.88	21.44	21.00	CALL
DPC00008	Displayport to DVI Adapter Single Link	14.07	13.79	13.51	CALL



COAXIAL CABLING

What is Coaxial Cabling?

A coaxial cable is a two conductor electrical cable consisting of a center conductor and an outer conductor with an insulating spacer between the two.

How is Coaxial Cabling used?

Primarily, coaxial cables are used for the transmission of Radio Frequency energy. The system offers tight control over electrical impedance. This yields excellent performance at high frequencies and superior EMI control/shielding.

Where is Coaxial Cabling used?

A broad range of applications exist for coaxial cabling. The two primary impedance values of 50 and 75 Ohms determine specific applications with 50 Ohms primarily used in data signal applications and 75 Ohms used in video signal applications.

Coaxial Cabling Terms

Attenuation (Insertion Loss): Loss of power. Attenuation is usually measured in dB loss per length of cable (ex. 31.0 dB/100ft.). Attenuation increases as frequency increases.

Bend Radius: The amount of radius a cable can bend without any adverse effects.

Center Conductor: The solid or stranded wire in the middle of the coaxial cable. The conductor diameter is measured by the American Wire Gauge (AWG).

Coaxial Adapter: A device used to change one connector type to another or one gender to another (ex. BNC to SMA Adapter).

Coaxial Cable: A two conductor cylindrical transmission line typically comprised of a center conductor, an insulating dielectric material and an outer conductor (shielding). Coaxial cable can be flexible (typical to the assemblies found in this catalog), semi-rigid or rigid in nature.

Coaxial Connector: The interconnection device found at each end of a coaxial cable assembly. There are many common types of coaxial connectors such as: BNC, SMA, SMB, Type F, etc.

Dielectric: The insulating material that separates the center conductor and shielding.

Electromagnetic Interference (EMI): Electrical or electromagnetic energy that disrupts electrical signals.

Frequency: Number of times a periodic action occurs in one second. Measured in Hertz.

Impedance: The opposition to the flow of alternating or varying current. Measured in Ohms. Two common impedance values are 50 Ohms used primarily for data and 75 Ohms used to transmit video signals.

Insertion Loss: A measurement of attenuation determined by the system output before and after the connection of a cable and/or device.

Jack: The female connector usually containing a center socket.

Microwave Frequencies: Microwave frequencies range from Ultra-High Frequency (UHF) .3-3 GHz, Super High Frequency (SHF) 3-30 GHz to Extremely High Frequency (EHF) 30-300 GHz.

MIL-C-17: MIL-C-17 is a specification document that has been used since the 1940s to standardize the physical and electrical characteristics of coaxial cables. There is no longer any control of RG specifications so cables may perform differently than the cables that adhere to MIL-C-17.

Plug: The male connector usually containing a center pin.

RF (Radio Frequency): A frequency band from 3 MHz to 300 GHz. Primarily used for transmission of radio and television signals.

RG/U: A designation that originated with a US Government specification. No longer in effect.

Currently used as a general reference. (R=Radio Frequency, G=Guide, U=Universal Specification). Letters that appear before the/U characters (i.e. A, B or C) means a specification modification or revision. For instance, it is common in the CB industry to see the designation RG-58A/U. The original RG-58/U coaxial cable had a solid center conductor. The "A" modification replaced the solid center conductor with a more flexible stranded center conductor (that is highly recommended for use in mobile installations). Other designators often seen are: A=Modification to the Solid Core Material Specification, B=Modification to the Outer Jacket Specification, C=Modification of the Dielectric Insulator Specification. These designators are not precise and specifications may vary from one vendor to another.

Shielding: Conductive envelope made of wires or metal foil that covers the dielectric and the center conductor.

Twinaxial: An offshoot of coaxial cabling. Two center conductors with one dielectric and braided shielding.

Velocity of Propagation (VP): Usually expressed as a percentage, VP is the transmission speed of electrical energy in a determined length of cable compared to the speed of light.

VSWR (Voltage Standing Wave Ratio): The ratio of the maximum effective voltage to the minimum effective voltage measured along a RF transmission line. This value generally increases with frequency and higher values are not desirable.

Common Applications for Coaxial Cable Assemblies



Entertainment Systems

Coaxial cable assemblies are used extensively to connect a wide variety of home and commercial entertainment products. Entertainment equipment such as monitors, TVs, cameras, recording equipment and broadcast equipment are interconnected using coaxial cables.

Common cable types:
75Ω-RG6 or RG59

Common connectors:
BNC, F and RCA



GPS

Global Positioning Systems utilize coaxial cable for connections between receiving antennas and other related equipment.

Common cable types:
50Ω-RG58, RG174, RG188 or RG316

Common connectors:
TNC, N, MCX, MMCX and SMA



Video Systems

The transmission of a video signal from a video camera to a display monitor is typically through coaxial cable.

Common cable types:
75Ω-RG59, RG59A/U, RG59B/U or RG179

Common connectors:
BNC, F and RCA



Telecom

The infrastructure of most telecommunication systems relies heavily on coaxial cabling. Cell towers, communications equipment and base station facilities are typical examples of coaxial cable interconnection applications.

Common cable types:
50Ω-RG58, RG223 and RG213

Common connectors:
BNC, TNC and Type N



WAN/LAN

Wide Area Networks and Local Area Networks often utilize coaxial cable for equipment interconnections. Also, reverse polarized connectors are found on many wireless antenna connections.

Common cable types:
50Ω-RG174, RG58

Common connectors:
BNC

Typical Coaxial Cabling (Exploded View):

Center Conductor:
The main signal path. Can be solid or stranded wire.

Shielding:

One of the two conductors in coaxial cable. Braid or braid + foil is typical.

Dielectric:
Insulating material isolates shield from center conductor. This also gives the cable its impedance property.

Jacket:
Insulates and protects shielding and center conductor. Extruded PVC is typical.

Typical Coaxial Connector (BNC Exploded View):

Center Pin:
Terminates to center conductor via crimping or soldering.

Crimp Sleeve:
Provides strain relief by securing braid to connector.

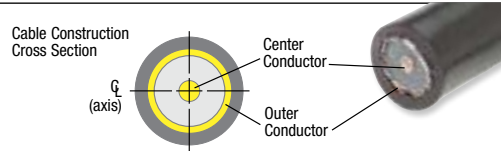
Ferrule:
Provides mating surface for coaxial shielding.

Connector (Plug) Body:
Nickel plated brass is typical.

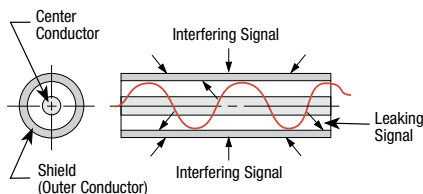
Understanding Coaxial Cable

Coaxial is a term derived from the construction of the cable, as illustrated here. In a coaxial cable an electrical impulse signal is transmitted along the cable length between the center conductor and the outer conductor. The center conductor and the outer conductor share the same center line or axis hence the term coaxial.

Shielding Effectiveness is the relative ability of a shield to screen out undesirable interference. In coaxial cable, the outer conductor provides a shield to keep interfering signals from getting in and to keep signals from leaking out to become undesirable interference for nearby devices. Shielding Effectiveness is measured in dB with higher values indicating better shielding properties. The table below illustrates the relative shielding properties of various shielding types.



Notice as the shielding density increases there is a correlated increase in the shielding effectiveness value. The best shielding effectiveness value can be found in a rigid coaxial cable due to the solid tube construction of the outer jacket. In this type of cable the limiting factor for shielding effectiveness is the quality of the connector attachment.



Shielding Type			
Single Braid Shield (95% coverage)	Single Braid Shield (60%) + Foil Wrap (100%)	(2) Braids (60%) + (2) Foil Wraps (100%)	Conformable Cable
Approximate Shielding Effectiveness Value			
-55dB	-90dB	-110dB	-150dB

Coaxial Connectors


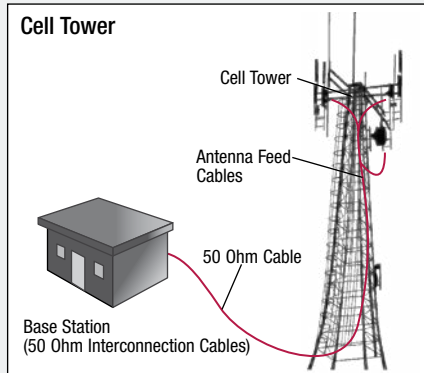
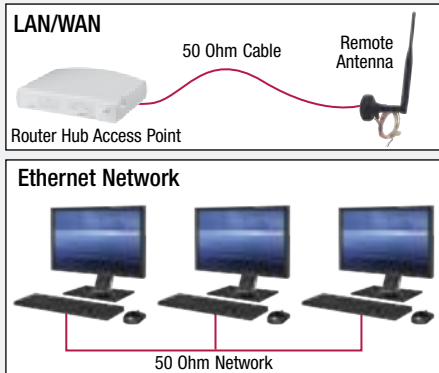


See all of our connectors online at L-com.com/ConnectorChart

*See L-com.com for actual models this connector is compatible with.

Tip When is 50 Ohm coaxial cable used?

The primary use of 50 Ohm coaxial cable is transmission of a data signal in a two-way communication system. Some of the common applications for 50 Ohm coaxial cable are computer Ethernet backbones, wireless antenna feed cables, GPS (Global Positioning Satellite) antenna feed cables and cell phone systems. The cable assemblies offered in this section cover the most common RG style cables and connector interfaces that are used in these applications.



Inline SMA Plug to Inline SMA Plug

Type	Cable Dia.	Length	Item #	1-9	10-24	25-99	100+
RG174/U Center Conductor: 26 AWG bare copper covered steel Min. Bend Radius: 0.47" (12mm) Jacket: Black PVC Operating Temperature: -40°C - +75°C	.110" (2.8mm)	0.5ft (0.15m)	CC174S-05	23.36	21.96	20.56	CALL
		1.0ft (0.3m)	CC174S-1	23.15	21.76	20.37	CALL
		1.5ft (0.45m)	CC174S-1.5	23.55	22.14	20.72	CALL
		2.0ft (0.6m)	CC174S-2	23.73	22.31	20.88	CALL
		2.5ft (0.75m)	CC174S-2.5	24.14	22.69	21.24	CALL
		3.0ft (0.9m)	CC174S-3	24.09	22.64	21.20	CALL
RG188A/U Center Conductor: 26 AWG silver coated copper covered steel Min. Bend Radius: 0.50" (12.7mm) Jacket: White TFE taped Operating Temperature: -70°C - +200°C	.108" (2.7mm)	1.0ft (0.3m)	CCS188A-1	19.27	18.50	17.73	CALL
		1.5ft (0.45m)	CCS188A-1.5	19.75	18.96	18.17	CALL
		2.0ft (0.6m)	CCS188A-2	24.73	23.74	22.75	CALL
		2.5ft (0.75m)	CCS188A-2.5	25.51	24.49	23.47	CALL
		3.0ft (0.9m)	CCS188A-3	24.31	23.34	22.37	CALL
		4.0ft (1.2m)	CCS188A-4	24.84	23.85	22.85	CALL
RG316/U Center Conductor: 26 AWG silver coated copper covered steel Min. Bend Radius: 0.51" (13mm) Jacket: Brown FEP Operating Temperature: -70°C - +200°C	.098" (2.5mm)	0.67ft (0.2m)	CCS316-08	18.86	18.11	17.35	CALL
		1.0ft (0.3m)	CCS316-1	19.09	18.33	17.56	CALL
		1.5ft (0.45m)	CCS316-1.5	19.74	18.95	18.16	CALL
		2.0ft (0.6m)	CCS316-2	20.39	19.57	18.76	CALL
		2.5ft (0.75m)	CCS316-2.5	21.44	20.58	19.72	CALL
		3.0ft (0.9m)	CCS316-3	22.10	21.22	20.33	CALL
RG58C/U Center Conductor: 20 AWG tinned copper Min. Bend Radius: 2.00" (50.8mm) Jacket: Black PVC Operating Temperature: -40°C - +85°C	.195" (5.0mm)	0.5ft (0.15m)	CCS58A-05	18.91	17.78	16.64	CALL
		1.0ft (0.3m)	CCS58A-1	19.10	17.95	16.81	CALL
		1.5ft (0.45m)	CCS58A-1.5	19.10	17.95	16.81	CALL
		2.0ft (0.6m)	CCS58A-2	19.27	18.11	16.96	CALL
		2.5ft (0.75m)	CCS58A-2.5	19.70	18.52	17.34	CALL
		3.0ft (0.9m)	CCS58A-3	19.69	18.51	17.33	CALL

Inline SMA Plug to Inline SMA Jack

Type	Cable Dia.	Length	Item #	1-9	10-24	25-99	100+
RG58C/U Center Conductor: 20 AWG tinned copper Min. Bend Radius: 2.00" (50.8mm) Jacket: Black PVC Operating Temperature: -40°C - +85°C	.195" (5.0mm)	1.0ft (0.3m)	CCS58AX-1	21.50	20.21	18.92	CALL
		2.5ft (0.75m)	CCS58AX-2.5	22.10	20.77	19.45	CALL
		5.0ft (1.5m)	CCS58AX-5	23.06	21.68	20.29	CALL



Inline SMA Plug to Right Angle SMA Plug

Type	Cable Dia.	Length	Item #	1-9	10-24	25-99	100+
RG174/U Center Conductor: 26 AWG bare copper covered steel Min. Bend Radius: 0.47" (12mm) Jacket: Black PVC Operating Temperature: -40°C - +75°C	.110" (2.8mm)	0.5ft (0.15m)	CC174S-05HR	27.92	26.24	24.57	CALL
		1.0ft (0.3m)	CC174S-1HR	27.56	25.91	24.25	CALL
		1.5ft (0.45m)	CC174S-1.5HR	28.28	26.58	24.89	CALL
		2.5ft (0.75m)	CC174S-2.5HR	28.71	26.99	25.26	CALL
		5.0ft (1.5m)	CC174S-5HR	29.66	27.88	26.10	CALL
RG188A/U Center Conductor: 26 AWG silver coated copper covered steel Min. Bend Radius: 0.50" (12.7mm) Jacket: White TFE taped Operating Temperature: -70°C - +200°C	.108" (2.7mm)	1.0ft (0.3m)	CCSHR188A-1	22.63	21.72	20.82	CALL
		1.5ft (0.45m)	CCSHR188A-1.5	27.01	25.93	24.85	CALL
		2.5ft (0.75m)	CCSHR188A-2.5	21.60	20.74	19.87	CALL
		4.0ft (1.2m)	CCSHR188A-4	23.33	22.40	21.46	CALL
		5.0ft (1.5m)	CCSHR188A-5	28.44	27.30	26.16	CALL
		7.5ft (2.3m)	CCSHR188A-7.5	31.83	30.56	29.28	CALL
RG316/U Center Conductor: 26 AWG silver coated copper covered steel Min. Bend Radius: 0.51" (13mm) Jacket: Brown FEP Operating Temperature: -70°C - +200°C	.098" (2.5mm)	1.0ft (0.3m)	CCSHR316-1	22.10	21.22	20.33	CALL
		1.5ft (0.45m)	CCSHR316-1.5	22.70	21.79	20.88	CALL
		2.0ft (0.6m)	CCSHR316-2	23.36	22.43	21.49	CALL
		2.5ft (0.75m)	CCSHR316-2.5	24.02	23.06	22.10	CALL
		3.0ft (0.9m)	CCSHR316-3	24.68	23.69	22.71	CALL
		4.0ft (1.2m)	CCSHR316-4	25.94	24.90	23.86	CALL
RG58C/U Center Conductor: 20 AWG tinned copper Min. Bend Radius: 2.00" (50.8mm) Jacket: Black PVC Operating Temperature: -40°C - +85°C	.195" (5.0mm)	0.5ft (0.15m)	CCS58A-05HR	18.99	17.85	16.71	CALL
		1.0ft (0.3m)	CCS58A-1HR	19.16	18.01	16.86	CALL
		1.5ft (0.45m)	CCS58A-1.5HR	19.15	18.00	16.85	CALL
		2.0ft (0.6m)	CCS58A-2HR	19.58	18.41	17.23	CALL
		2.5ft (0.75m)	CCS58A-2.5HR	19.76	18.57	17.39	CALL
		3.0ft (0.9m)	CCS58A-3HR	19.94	18.74	17.55	CALL

Right Angle SMA Plug to Right Angle SMA Plug

Type	Cable Dia.	Length	Item #	1-9	10-24	25-99	100+
RG174/U Center Conductor: 26 AWG bare copper covered steel Min. Bend Radius: 0.47" (12mm) Jacket: Black PVC Operating Temperature: -40°C - +75°C	.110" (2.8mm)	0.5ft (0.15m)	CC174S-05HR2	33.75	31.72	29.70	CALL
		1.0ft (0.3m)	CC174S-1HR2	33.93	31.89	29.86	CALL
		1.5ft (0.45m)	CC174S-1.5HR2	33.50	31.49	29.48	CALL
		2.5ft (0.75m)	CC174S-2.5HR2	34.53	32.46	30.39	CALL
		5.0ft (1.5m)	CC174S-5HR2	35.50	33.37	31.24	CALL
RG188A/U Center Conductor: 26 AWG silver coated copper covered steel Min. Bend Radius: 0.50" (12.7mm) Jacket: White TFE taped Operating Temperature: -70°C - +200°C	.108" (2.7mm)	1.0ft (0.3m)	CCSR188A-1	24.78	23.79	22.80	CALL
		1.5ft (0.45m)	CCSR188A-1.5	26.60	25.54	24.47	CALL
		2.0ft (0.6m)	CCSR188A-2	25.74	24.71	23.68	CALL
		2.5ft (0.75m)	CCSR188A-2.5	25.11	24.11	23.10	CALL
		3.0ft (0.9m)	CCSR188A-3	29.82	28.63	27.43	CALL
RG316/U Center Conductor: 26 AWG silver coated copper covered steel Min. Bend Radius: 0.51" (13mm) Jacket: Brown FEP Operating Temperature: -70°C - +200°C	.098" (2.5mm)	1.0ft (0.3m)	CCSR316-1	25.94	24.90	23.86	CALL
		1.5ft (0.45m)	CCSR316-1.5	26.60	25.54	24.47	CALL
		2.0ft (0.6m)	CCSR316-2	27.25	26.16	25.07	CALL
		2.5ft (0.75m)	CCSR316-2.5	26.37	25.32	24.26	CALL
		3.0ft (0.9m)	CCSR316-3	28.58	27.44	26.29	CALL
RG58C/U Center Conductor: 20 AWG tinned copper Min. Bend Radius: 2.00" (50.8mm) Jacket: Black PVC Operating Temperature: -40°C - +85°C	.195" (5.0mm)	0.5ft (0.15m)	CCS58A-05HR2	23.00	21.62	20.24	CALL
		1.0ft (0.3m)	CCS58A-1HR2	23.18	21.79	20.40	CALL
		1.5ft (0.45m)	CCS58A-1.5HR2	23.36	21.96	20.56	CALL
		2.5ft (0.75m)	CCS58A-2.5HR2	23.60	22.18	20.77	CALL
		5.0ft (1.5m)	CCS58A-5HR2	24.75	23.26	21.78	CALL
		10.0ft (3.0m)	CCS58A-10HR2	26.45	24.86	23.28	CALL



Inline SMA Plug to Inline BNC Plug

Type	Cable Dia.	Length	Item #	1-9	10-24	25-99	100+
RG174/U Center Conductor: 26 AWG bare copper covered steel Min. Bend Radius: 0.47" (12mm) Jacket: Black PVC Operating Temperature: -40°C - +75°C	.110" (2.8mm)	0.5ft (0.15m)	CC174SB-05	18.20	17.11	16.02	CALL
		1.0ft (0.3m)	CC174SB-1	18.37	17.27	16.17	CALL
		1.5ft (0.45m)	CC174SB-1.5	18.02	16.94	15.86	CALL
		2.5ft (0.75m)	CC174SB-2.5	18.62	17.50	16.39	CALL
		5.0ft (1.5m)	CC174SB-5	19.75	18.56	17.38	CALL
		10.0ft (3.0m)	CC174SB-10	21.45	20.16	18.88	CALL
RG58C/U Center Conductor: 20 AWG tinned copper Min. Bend Radius: 2.00" (50.8mm) Jacket: Black PVC Operating Temperature: -40°C - +85°C	.195" (5.0mm)	1.0ft (0.3m)	CCS58AB-1	16.25	15.27	14.30	CALL
		1.5ft (0.45m)	CCS58AB-1.5	16.49	15.50	14.51	CALL
		2.5ft (0.75m)	CCS58AB-2.5	16.70	15.70	14.70	CALL
		5.0ft (1.5m)	CCS58AB-5	17.50	16.45	15.40	CALL
		7.5ft (2.3m)	CCS58AB-7.5	18.62	17.50	16.39	CALL
		10.0ft (3.0m)	CCS58AB-10	19.64	18.46	17.28	CALL



Inline BNC Plug to Inline BNC Plug

Type	Cable Dia.	Length	Item #	1-9	10-24	25-99	100+
RG174/U Center Conductor: 26 AWG bare copper covered steel Min. Bend Radius: 0.47" (12mm) Jacket: Black PVC Operating Temperature: -40°C - +75°C	.110" (2.8mm)	1.0ft (0.3m)	CC174-1	9.14	8.59	8.04	CALL
		1.5ft (0.45m)	CC174-1.5	9.31	8.75	8.19	CALL
		2.5ft (0.75m)	CC174-2.5	9.77	9.18	8.60	CALL
		5.0ft (1.5m)	CC174-5	10.60	9.96	9.33	CALL
		7.5ft (2.3m)	CC174-7.5	11.55	10.86	10.16	CALL
		25.0ft (7.6m)	CC174-25	18.09	17.00	15.92	CALL
RG58C/U Center Conductor: 20 AWG tinned copper Min. Bend Radius: 2.00" (50.8mm) Jacket: Black PVC Operating Temperature: -40°C - +85°C	.195" (5.0mm)	1.0ft (0.3m)	CC58C-1	9.31	8.75	8.19	CALL
		2.5ft (0.75m)	CC58C-2.5	10.09	9.48	8.88	CALL
		5.0ft (1.5m)	CC58C-5	10.74	10.10	9.45	CALL
		10.0ft (3.0m)	CC58C-10	12.60	11.84	11.09	CALL
		15.0ft (4.6m)	CC58C-15	14.53	13.66	12.79	CALL
		50.0ft (15.2m)	CC58C-50	27.25	25.61	23.98	CALL
RG58/U ThinNet Plenum Center Conductor: 20 AWG tinned copper Min. Bend Radius: 2.00" (50.8mm) Jacket: Beige PVC Operating Temperature: -40°C - +75°C	.185" (4.7mm)	1.0ft (0.3m)	CCTN58P-1B	20.79	19.96	19.13	CALL
		2.5ft (0.75m)	CCTN58P-2.5B	27.79	26.68	25.57	CALL
		5.0ft (1.5m)	CCTN58P-5B	33.20	31.87	30.54	CALL
		7.5ft (2.3m)	CCTN58P-7.5B	31.53	30.27	29.01	CALL
		10.0ft (3.0m)	CCTN58P-10B	46.49	44.63	42.77	CALL
		50.0ft (15.2m)	CCTN58P-50B	122.76	117.85	112.94	CALL
RG223/U Center Conductor: 19 AWG solid silver coated copper Min. Bend Radius: 0.98" (25mm) Jacket: Black PVC Operating Temperature: -40°C - +60°C	.212" (5.4mm)	1.0ft (0.3m)	CC223B-1	25.34	24.33	23.31	CALL
		1.5ft (0.45m)	CC223B-1.5	26.31	25.26	24.21	CALL
		2.5ft (0.75m)	CC223B-2.5	28.22	27.09	25.96	CALL
		5.0ft (1.5m)	CC223B-5	33.07	31.75	30.42	CALL
		10.0ft (3.0m)	CC223B-10	42.80	41.09	39.38	CALL
		15.0ft (4.6m)	CC223B-15	52.03	49.95	47.87	CALL
RG142B/U Center Conductor: 18 AWG solid silver coated copper Min. Bend Radius: 0.98" (25mm) Jacket: Brown FEP Operating Temperature: -70°C - +200°C	.195" (5.0mm)	1.0ft (0.3m)	CC142B-1	19.28	18.51	17.74	CALL
		2.5ft (0.75m)	CC142B-2.5	22.41	21.51	20.62	CALL
		5.0ft (1.5m)	CC142B-5	27.56	26.46	25.36	CALL
		7.5ft (2.3m)	CC142B-7.5	38.29	36.76	35.23	CALL
		10.0ft (3.0m)	CC142B-10	45.15	43.34	41.54	CALL
		50.0ft (15.2m)	CC142B-50	136.45	130.99	125.53	CALL
RG213/U Center Conductor: 13 AWG bare copper Min. Bend Radius: 1.57" (40mm) Jacket: Black PVC Operating Temperature: -40°C - +80°C	.405" (10.3mm)	5.0ft (1.5m)	CC213B-5	22.70	21.79	20.88	CALL
		10.0ft (3.0m)	CC213B-10	28.46	27.32	26.18	CALL
		15.0ft (4.6m)	CC213B-15	35.82	34.39	32.95	CALL
		25.0ft (7.6m)	CC213B-25	50.14	48.13	46.13	CALL
		50.0ft (15.2m)	CC213B-50	76.33	73.28	70.22	CALL
		100.0ft (30.5m)	CC213B-100	131.75	126.48	121.21	CALL



Don't see what you are looking for? Be sure to visit L-com.com for a complete listing of all available cable assemblies, as well as our online Custom Cable Configurator and Product Wizards.

50 Ohm Coaxial Cables

Inline BNC Plug to Inline BNC Jack

Type	Cable Dia.	Length	Item #	1-9	10-24	25-99	100+
RG174/U Center Conductor: 26 AWG bare copper covered steel Min. Bend Radius: 0.47" (12mm) Jacket: Black PVC Operating Temperature: -40°C - +75°C	.110" (2.8mm)	1.0ft (0.3m)	CC174-MF-1	18.20	17.11	16.02	CALL
		3.0ft (0.9m)	CC174-MF-3	18.99	17.85	16.71	CALL
		10.0ft (3.0m)	CC174-MF-10	21.67	20.37	19.07	CALL
		15.0ft (4.6m)	CC174-MF-15	23.67	22.25	20.83	CALL
		25.0ft (7.6m)	CC174-MF-25	27.50	25.85	24.20	CALL
RG58C/U Center Conductor: 20 AWG tinned copper Min. Bend Radius: 2.00" (50.8mm) Jacket: Black PVC Operating Temperature: -40°C - +85°C	.195" (5.0mm)	1.0ft (0.3m)	CC58C-MF-1	18.08	17.00	15.91	CALL
		3.0ft (0.9m)	CC58C-MF-3	18.86	17.73	16.60	CALL
		6.0ft (1.8m)	CC58C-MF-6	20.00	18.80	17.60	CALL
		10.0ft (3.0m)	CC58C-MF-10	21.56	20.27	18.97	CALL
		25.0ft (7.6m)	CC58C-MF-25	27.38	25.74	24.09	CALL
		50.0ft (15.2m)	CC58C-MF-50	37.11	34.88	32.66	CALL

Inline BNC Plug to Right Angle BNC Plug

Type	Cable Dia.	Length	Item #	1-9	10-24	25-99	100+
RG174/U Center Conductor: 26 AWG bare copper covered steel Min. Bend Radius: 0.47" (12mm) Jacket: Black PVC Operating Temperature: -40°C - +75°C	.110" (2.8mm)	1.0ft (0.3m)	CC174-1HR	14.17	13.32	12.47	CALL
		1.5ft (0.45m)	CC174-1.5HR	13.53	12.72	11.91	CALL
		2.5ft (0.75m)	CC174-2.5HR	13.89	13.06	12.22	CALL
		5.0ft (1.5m)	CC174-5HR	14.92	14.02	13.13	CALL
		7.5ft (2.3m)	CC174-7.5HR	14.98	14.08	13.18	CALL
		10.0ft (3.0m)	CC174-10HR	18.10	17.01	15.93	CALL
RG58C/U Center Conductor: 20 AWG tinned copper Min. Bend Radius: 2.00" (50.8mm) Jacket: Black PVC Operating Temperature: -40°C - +85°C	.195" (5.0mm)	1.0ft (0.3m)	CC58C-1HR	13.58	12.77	11.95	CALL
		1.5ft (0.45m)	CC58C-1.5HR	13.89	13.06	12.22	CALL
		2.0ft (0.6m)	CC58C-2HR	14.13	13.28	12.43	CALL
		2.5ft (0.75m)	CC58C-2.5HR	14.32	13.46	12.60	CALL
		5.0ft (1.5m)	CC58C-5HR	15.28	14.36	13.45	CALL
		10.0ft (3.0m)	CC58C-10HR	16.72	15.72	14.71	CALL

Right Angle BNC Plug to Right Angle BNC Plug

Type	Cable Dia.	Length	Item #	1-9	10-24	25-99	100+
RG174/U Center Conductor: 26 AWG bare copper covered steel Min. Bend Radius: 0.47" (12mm) Jacket: Black PVC Operating Temperature: -40°C - +75°C	.110" (2.8mm)	1.0ft (0.3m)	CC174-1HR2	17.29	16.25	15.22	CALL
		1.5ft (0.45m)	CC174-1.5HR2	17.46	16.41	15.36	CALL
		2.5ft (0.75m)	CC174-2.5HR2	17.66	16.60	15.54	CALL
		5.0ft (1.5m)	CC174-5HR2	18.62	17.50	16.39	CALL
		7.5ft (2.3m)	CC174-7.5HR2	19.64	18.46	17.28	CALL
		10.0ft (3.0m)	CC174-10HR2	20.59	19.35	18.12	CALL
RG58C/U Center Conductor: 20 AWG tinned copper Min. Bend Radius: 2.00" (50.8mm) Jacket: Black PVC Operating Temperature: -40°C - +85°C	.195" (5.0mm)	1.0ft (0.3m)	CC58C-1HR2	15.90	14.95	13.99	CALL
		1.5ft (0.45m)	CC58C-1.5HR2	16.61	15.61	14.62	CALL
		2.0ft (0.6m)	CC58C-2HR2	16.80	15.79	14.78	CALL
		2.5ft (0.75m)	CC58C-2.5HR2	16.01	15.05	14.09	CALL
		5.0ft (1.5m)	CC58C-5HR2	17.78	16.71	15.65	CALL
		10.0ft (3.0m)	CC58C-10HR2	19.76	18.57	17.39	CALL

Inline Insulated BNC Plug to Inline Insulated BNC Plug

Type	Cable Dia.	Length	Item #	1-9	10-24	25-99	100+
RG58/U (R9907) Center Conductor: 20 AWG tinned copper Min. Bend Radius: 2.00" (50.8mm) Jacket: Beige PVC Operating Temperature: -40°C - +75°C	.185" (4.7mm)	1.0ft (0.3m)	CCTN58-1B	11.17	10.28	9.38	CALL
		3.0ft (0.9m)	CCTN58-3B	12.50	11.50	10.50	CALL
		6.0ft (1.8m)	CCTN58-6B	14.44	13.28	12.13	CALL
		10.0ft (3.0m)	CCTN58-10B	17.04	15.68	14.31	CALL
		25.0ft (7.6m)	CCTN58-25B	24.50	22.54	20.58	CALL
		50.0ft (15.2m)	CCTN58-50B	40.70	37.44	34.19	CALL

Insulated Right Angle BNC Plug to Insulated Right Angle BNC Plug

Type	Cable Dia.	Length	Item #	1-9	10-24	25-99	100+
RG58/U (R9907) Center Conductor: 20 AWG tinned copper Min. Bend Radius: 2.00" (50.8mm) Jacket: Beige PVC Operating Temperature: -40°C - +75°C	.185" (4.7mm)	5.0ft (1.5m)	CCTN58-5HR2B	30.80	25.87	25.87	CALL
		10.0ft (3.0m)	CCTN58-10HR2B	34.04	28.59	28.59	CALL
		15.0ft (4.6m)	CCTN58-15HR2B	37.28	31.32	31.32	CALL
		25.0ft (7.6m)	CCTN58-25HR2B	41.33	34.72	34.72	CALL

Inline SMB Plug to Inline SMB Plug

Type	Cable Dia.	Length	Item #	1-9	10-24	25-99	100+
RG188A/U Center Conductor: 26 AWG silver coated copper covered steel Min. Bend Radius: 0.50" (12.7mm) Jacket: White TFE taped Operating Temperature: -70°C - +200°C	.108" (2.7mm)	1.0ft (0.3m)	CCSB188A-1	34.40	33.02	31.65	CALL
		1.5ft (0.45m)	CCSB188A-1.5	41.71	40.04	38.37	CALL
		2.5ft (0.75m)	CCSB188A-2.5	36.33	34.88	33.42	CALL
		5.0ft (1.5m)	CCSB188A-5	35.58	34.16	32.73	CALL
		7.5ft (2.3m)	CCSB188A-7.5	38.50	36.96	35.42	CALL
RG316/U Center Conductor: 26 AWG silver coated copper covered steel Min. Bend Radius: 0.51" (13mm) Jacket: Brown FEP Operating Temperature: -70°C - +200°C	.098" (2.5mm)	1.0ft (0.3m)	CCSB316-1	34.40	33.02	31.65	CALL
		1.5ft (0.45m)	CCSB316-1.5	33.39	32.05	30.72	CALL
		2.5ft (0.75m)	CCSB316-2.5	32.67	31.36	30.06	CALL
		10.0ft (3.0m)	CCSB316-10	46.04	44.20	42.36	CALL

Don't see what you are looking for? Be sure to visit L-com.com for a complete listing of all available cable assemblies, as well as our online Custom Cable Configurator and Product Wizards.

Inline SMC Plug to Inline SMC Plug

Type	Cable Dia.	Length	Item #	1-9	10-24	25-99	100+
RG188A/U Center Conductor: 26 AWG silver coated copper covered steel Min. Bend Radius: 0.50" (12.7mm) Jacket: White TFE taped Operating Temperature: -70°C - +200°C	.108" (2.7mm)	1.0ft (0.3m)	CCSC188A-1	30.94	29.70	28.46	CALL
		1.5ft (0.45m)	CCSC188A-1.5	31.53	30.27	29.01	CALL
		2.5ft (0.75m)	CCSC188A-2.5	32.67	31.36	30.06	CALL
		5.0ft (1.5m)	CCSC188A-5	35.58	34.16	32.73	CALL
		7.5ft (2.3m)	CCSC188A-7.5	43.90	42.14	40.39	CALL
		10.0ft (3.0m)	CCSC188A-10	41.41	39.75	38.10	CALL
RG316/U Center Conductor: 26 AWG silver coated copper covered steel Min. Bend Radius: 0.51" (13mm) Jacket: Brown FEP Operating Temperature: -70°C - +200°C	.098" (2.5mm)	1.0ft (0.3m)	CCSC316-1	30.94	29.70	28.46	CALL
		1.5ft (0.45m)	CCSC316-1.5	35.96	34.52	33.08	CALL
		2.0ft (0.6m)	CCSC316-2	32.07	30.79	29.50	CALL
		2.5ft (0.75m)	CCSC316-2.5	32.67	31.36	30.06	CALL
		10.0ft (3.0m)	CCSC316-10	54.78	52.59	50.40	CALL



CCSC316

Right Angle MCX Plug to Right Angle MCX Plug

Type	Cable Dia.	Length	Item #	1-9	10-24	25-99	100+
RG188A/U Center Conductor: 26 AWG silver coated copper covered steel Min. Bend Radius: 0.50" (12.7mm) Jacket: White TFE taped Operating Temperature: -70°C - +200°C	.108" (2.7mm)	1.0ft (0.3m)	CSSM188A-1	40.92	39.28	37.65	CALL
		2.5ft (0.75m)	CSSM188A-2.5	32.67	31.36	30.06	CALL
		5.0ft (1.5m)	CSSM188A-5	35.58	34.16	32.73	CALL
		7.5ft (2.3m)	CSSM188A-7.5	38.50	36.96	35.42	CALL
		10.0ft (3.0m)	CSSM188A-10	41.41	39.75	38.10	CALL
		RG316/U Center Conductor: 26 AWG silver coated copper covered steel Min. Bend Radius: 0.51" (13mm) Jacket: Brown FEP Operating Temperature: -70°C - +200°C	.098" (2.5mm)	1.0ft (0.3m)	CSSM316-1	35.89	34.45
1.5ft (0.45m)	CSSM316-1.5			36.58	35.12	33.65	CALL
2.5ft (0.75m)	CSSM316-2.5			32.67	31.36	30.06	CALL
10.0ft (3.0m)	CSSM316-10			41.41	39.75	38.10	CALL



CCSM188A

Inline TNC Plug to Inline TNC Plug

Type	Cable Dia.	Length	Item #	1-9	10-24	25-99	100+
RG58C/U Center Conductor: 20 AWG tinned copper Min. Bend Radius: 2.00" (50.8mm) Jacket: Black PVC Operating Temperature: -40°C - +85°C	.195" (5.0mm)	1.0ft (0.3m)	CC58T-1	12.62	11.86	11.11	CALL
		3.0ft (0.9m)	CC58T-3	13.26	12.46	11.67	CALL
		10.0ft (3.0m)	CC58T-10	16.13	15.16	14.19	CALL
		15.0ft (4.6m)	CC58T-15	17.78	16.71	15.65	CALL
		25.0ft (7.6m)	CC58T-25	21.80	20.49	19.18	CALL
		50.0ft (15.2m)	CC58T-50	32.37	30.43	28.49	CALL
RG223/U Center Conductor: 19 AWG solid silver coated copper Min. Bend Radius: 0.98" (25mm) Jacket: Black PVC Operating Temperature: -40°C - +60°C	.212" (5.4mm)	1.0ft (0.3m)	CC223T-1	28.00	26.88	25.76	CALL
		1.5ft (0.45m)	CC223T-1.5	30.04	28.84	27.64	CALL
		2.0ft (0.6m)	CC223T-2	30.11	28.91	27.70	CALL
		2.5ft (0.75m)	CC223T-2.5	29.44	28.26	27.08	CALL
		5.0ft (1.5m)	CC223T-5	33.07	31.75	30.42	CALL
		10.0ft (3.0m)	CC223T-10	47.30	45.41	43.52	CALL
RG213/U Center Conductor: 13 AWG bare copper Min. Bend Radius: 1.57" (40mm) Jacket: Black PVC Operating Temperature: -40°C - +60°C	.405" (10.3mm)	5.0ft (1.5m)	CC213T-5	23.72	22.77	21.82	CALL
		10.0ft (3.0m)	CC213T-10	28.62	27.48	26.33	CALL
		15.0ft (4.6m)	CC213T-15	36.94	35.46	33.98	CALL
		25.0ft (7.6m)	CC213T-25	51.36	49.31	47.25	CALL
		50.0ft (15.2m)	CC213T-50	77.50	74.40	71.30	CALL
		75.0ft (22.9m)	CC213T-75	105.42	101.20	96.99	CALL



CC223T

Inline Type N Plug to Inline Type N Plug

Type	Cable Dia.	Length	Item #	1-9	10-24	25-99	100+
RG223/U Center Conductor: 19 AWG solid silver coated copper Min. Bend Radius: 0.98" (25mm) Jacket: Black PVC Operating Temperature: -40°C - +60°C	.212" (5.4mm)	1.0ft (0.3m)	CC223N-1	38.91	37.35	35.80	CALL
		1.5ft (0.45m)	CC223N-1.5	39.92	38.32	36.73	CALL
		2.5ft (0.75m)	CC223N-2.5	41.85	40.18	38.50	CALL
		5.0ft (1.5m)	CC223N-5	46.71	44.84	42.97	CALL
		7.5ft (2.3m)	CC223N-7.5	51.57	49.51	47.44	CALL
		10.0ft (3.0m)	CC223N-10	55.89	53.65	51.42	CALL
RG213/U Center Conductor: 13 AWG bare copper Min. Bend Radius: 1.57" (40mm) Jacket: Black PVC Operating Temperature: -40°C - +80°C	.405" (10.3mm)	5.0ft (1.5m)	CC213-5	23.72	22.77	21.82	CALL
		10.0ft (3.0m)	CC213-10	29.36	28.19	27.01	CALL
		15.0ft (4.6m)	CC213-15	36.94	35.46	33.98	CALL
		25.0ft (7.6m)	CC213-25	51.36	49.31	47.25	CALL
		50.0ft (15.2m)	CC213-50	77.50	74.40	71.30	CALL
		75.0ft (22.9m)	CC213-75	105.42	101.20	96.99	CALL



CC213

Reverse Polarized TNC Plug to Reverse Polarized TNC Jack

Type	Cable Dia.	Length	Item #	1-9	10-24	25-99	100+
RG58C/U Center Conductor: 20 AWG tinned copper Min. Bend Radius: 2.00" (50.8mm) Jacket: Black PVC Operating Temperature: -40°C - +85°C	.195" (5.08mm)	5.0ft (1.5m)	CC58RP-5	28.58	26.87	25.15	CALL
		10.0ft (3.0m)	CC58RP-10	31.83	29.92	28.01	CALL
		20.0ft (6.1m)	CC58RP-20	36.17	34.00	31.83	CALL
		25.0ft (7.6m)	CC58RP-25	41.54	39.05	36.56	CALL



CC58RP

Reverse Polarized SMA Plug to Reverse Polarized SMA Jack

Type	Cable Dia.	Length	Item #	1-9	10-24	25-99	100+
RG174/U Center Conductor: 26 AWG bare copper covered steel Min. Bend Radius: 0.47" (12mm) Jacket: Black PVC Operating Temperature: -40°C - +75°C	.110" (2.8mm)	5.0ft (1.5m)	CC174RP-5	25.63	24.09	22.55	CALL
		10.0ft (3.0m)	CC174RP-10	27.25	25.61	23.98	CALL
		15.0ft (4.6m)	CC174RP-15	28.88	27.15	25.41	CALL
		20.0ft (6.1m)	CC174RP-20	30.21	28.40	26.58	CALL
		25.0ft (7.6m)	CC174RP-25	32.13	30.20	28.27	CALL



CC174RP

What is Low Loss cable?

The term low loss refers to the cables relative low attenuation (loss) over distance. The main difference between standard RG cable and low loss coaxial cable is the shielding. Low loss cable has far better shielding than typical RG style cable thus achieving better low loss characteristics.

Additionally, low loss coaxial cables use solid center conductors which offer lower attenuation than stranded conductors that are sometimes found on RG style cables. Low loss coaxial cables are typically used in WLAN, Cellular, PCS, ISM and many other wireless applications.


Low Loss Attenuation Comparison		
Cable	MHz	db/100ft
RG213/U	2500	14.9
400 Series	2500	6.8

1.13mm Series Low Loss Coaxial Pigtaills


Connectors	Type	Cable Dia.	Length	Item #	1-9	10-24	25-99	100+
U.FL/Type N Female Bulkhead	1.13mm Mini Pigtaills - Black Center Conductor: Silver plated copper Min. Bend Radius: 0.50" (12mm) Jacket: FEP Operating Temp.: -55°C - +200°C	.105" (2.7mm)	7.9" (20cm)	CA-UFLNBQC20	21.36	19.65	17.94	CALL
U.FL/Type N Male			7.9" (20cm)	CA-UFLNMQC20	21.56	19.84	18.11	CALL
U.FL/Rev. Polarity SMA Jack Bulkhead			7.9" (20cm)	CA-UFLRSBQC20	20.94	19.26	17.59	CALL
U.FL/SMA Female Bulkhead			7.9" (20cm)	CA-UFLSBQC20	21.15	19.46	17.77	CALL
U.FL/Unterminated			10.0ft (3.0m)	CA-UFLQ010	22.75	20.93	19.11	CALL
U.FL/Unterminated			7.9" (20cm)	CA-UFLQC20	16.92	15.57	14.21	CALL

100 Series Low Loss Coaxial Pigtaills

Connectors	Type	Cable Dia.	Length	Item #	1-9	10-24	25-99	100+
AIProx/Type N Female Bulkhead	100 Series - Black Center Conductor: Solid bare copper covered steel Min. Bend Radius: 0.25" (6.4mm) Jacket: PVC Operating Temp.: -20°C - +60°C	.105" (2.7mm)	19" (48.3cm)	CA-AMNFBCN19	11.07	9.96	8.86	CALL
AIProx/Type N Female			19" (48.3cm)	CA-AMNFCN19	14.37	12.93	11.50	CALL
AIProx/Type N Male			1.5m	CA-AMNMC1M5	20.19	18.17	16.15	CALL
			2.5m	CA-AMNMC2M5	20.78	18.70	16.62	CALL
FME Plug/Reverse Polarity SMA Plug	100 Series - Black (see above for specs)	.105" (2.7mm)	19" (48.3cm)	CA-RSPFMEPCN19	19.94	18.74	17.55	CALL
FME Plug/Reverse Polarity TNC Plug			19" (48.3cm)	CA-RTPFMEPCN19	17.49	16.44	15.39	CALL
FME Plug/FME Jack			19" (48.3cm)	CA-FMEPFMEJCN19	21.32	19.19	17.06	CALL
MC Card/Type N Female	100 Series - Black (see above for specs)	.105" (2.7mm)	19" (48.3cm)	CA-MCNFCN19	13.10	11.79	10.48	CALL
MC Card/Type N Male			1.5m	CA-MCNMC1M5	15.52	13.97	12.42	CALL
MC Card/Reverse Polarity TNC Plug			19" (48.3cm)	CA-MCRNMCN19	9.89	8.90	7.91	CALL
MC Card/Reverse Polarity TNC Plug			19" (48.3cm)	CA-MCRTPCN19	11.66	10.49	9.33	CALL
MC Card/Type N Male	100 Series - White	.105"	19" (48.3cm)	CA-MCNMDN19	15.17	13.65	12.14	CALL
MMCX/Type N Female Bulkhead			19" (48.3cm)	CA-MMNFBBCN19	25.44	22.90	20.35	CALL
MMCX/Type N Female	100 Series - Black (see above for specs)	.105" (2.7mm)	19" (48.3cm)	CA-MMNFCN19	20.96	18.86	16.77	CALL
MMCX/Type N Male			19" (48.3cm)	CA-MMNMN19	14.92	13.43	11.94	CALL
MMCX Straight/Type N Male			19" (48.3cm)	CA-MMSNMN19	26.59	23.93	21.27	CALL
MCX/Type N Female	100 Series - Black (see above for specs)	.105" (2.7mm)	19" (48.3cm)	CA-MPNFCN19	18.38	16.54	14.70	CALL
MCX/Type N Male			19" (48.3cm)	CA-MPNMCN19	19.46	17.51	15.57	CALL
MCX Plug Right Angle/Type N Male			19" (48.3cm)	CA-MPRNMCN19	19.46	17.51	15.57	CALL
Reverse Polarity MMCX/Type N Female Bulkhead			19" (48.3cm)	CA-RMMNFBBCN19	22.14	19.93	17.71	CALL
Reverse Polarity MMCX/Type N Female	100 Series - Black (see above for specs)	.105" (2.7mm)	19" (48.3cm)	CA-RMMNFCN19	20.30	18.27	16.24	CALL
Reverse Polarity MMCX/Type N Male			19" (48.3cm)	CA-RMNMN19	17.70	15.93	14.16	CALL
QMA Plug/QMA Jack Bulkhead	100 Series - Black (see above for specs)	.105" (2.7mm)	19" (48.3cm)	CA-QPQJBCN19	26.83	25.22	23.61	CALL
QMA Plug/QMA Plug			19" (48.3cm)	CA-QPQPCN19	26.83	25.22	23.61	CALL
Reverse Polarity TNC Plug/Reverse Polarity TNC Jack Bulkhead	100 Series - Black (see above for specs)	.105" (2.7mm)	19" (48.3cm)	CA-RTPRTJBCN19	21.73	20.43	19.12	CALL
Reverse Polarity TNC Plug/Reverse Polarity SMA Plug Right Angle			19" (48.3cm)	CA-RTPRSPRCN19	19.94	18.74	17.55	CALL
Reverse Polarity TNC Plug/Type N Female Bulkhead			19" (48.3cm)	CA-RTPNFBCN19	22.99	21.61	20.23	CALL
Reverse Polarity TNC Plug/Type N Male			19" (48.3cm)	CA-RTPNMCN19	23.15	21.76	20.37	CALL
Reverse Polarity SMA Plug/Reverse Polarity TNC Plug	100 Series - Black (see above for specs)	.105" (2.7mm)	19" (48.3cm)	CA-RSPRTPCN19	19.56	18.39	17.21	CALL
Reverse Polarity SMA Plug/Reverse Polarity TNC Jack Bulkhead			19" (48.3cm)	CA-RSPRTJBCN19	24.28	22.82	21.37	CALL
Reverse Polarity SMA Plug/Reverse Polarity SMA Jack Bulkhead			19" (48.3cm)	CA-RSPRSJBCN19	20.37	19.15	17.93	CALL
Reverse Polarity SMA Plug/Reverse Polarity SMA Plug			19" (48.3cm)	CA-RSPRSPCN19	21.50	20.21	18.92	CALL
Reverse Polarity SMA Plug/Reverse Polarity SMA Plug Right Angle			19" (48.3cm)	CA-RSPRSPRCN19	24.73	23.25	21.76	CALL
Reverse Polarity SMA Plug/Type N Male			19" (48.3cm)	CA-RSPNMCN19	21.29	20.01	18.74	CALL
Reverse Polarity SMA Plug/Type N Female Bulkhead			19" (48.3cm)	CA-RSPNFBCN19	26.21	24.64	23.06	CALL
SMB Plug Right Angle/SMB Jack			100 Series - Black (see above for specs)	.105" (2.7mm)	12" (30.5cm)	CA-SBPSBJCN12	22.45	21.10
	24" (61cm)	CA-SBPSBJCN24			18.08	17.00	15.91	CALL
	30" (76.2cm)	CA-SBPSBJCN30			18.68	17.56	16.44	CALL
	36" (91.4cm)	CA-SBPSBJCN36			22.37	21.03	19.69	CALL
SMB Plug/SMB Jack	100 Series - Black (see above for specs)	.105" (2.7mm)	48" (121.9cm)	CA-SBPSBJCN48	23.68	22.26	20.84	CALL
			12" (30.5cm)	CA-SBPSBJCN12	16.95	15.93	14.92	CALL
			24" (61cm)	CA-SBPSBJCN24	20.61	19.37	18.14	CALL
			30" (76.2cm)	CA-SBPSBJCN30	18.68	17.56	16.44	CALL
SMB Plug/SMB Jack	100 Series - Black (see above for specs)	.105" (2.7mm)	36" (91.4cm)	CA-SBPSBJCN36	19.27	18.11	16.96	CALL
			48" (121.9cm)	CA-SBPSBJCN48	27.01	25.39	23.77	CALL



CA-UFLNMQC20



CA-AMNMCN19




CA-MCNMDN19



CA-MPRNMCN19




CA-RSPRTPCN19



CA-SBPSBJCN

100 Series Low Loss Coaxial Pigtails

Connectors	Type	Cable Dia.	Length	Item #	1-9	10-24	25-99	100+
SMB Plug Rt. Angle/SMB Plug Rt. Angle	100 Series - Black Center Conductor: Solid bare copper covered steel Min. Bend Radius: 0.25" (6.4mm) Jacket: PVC	.105" (2.7mm)	12" (30.5cm)	CA-SBPRSBPRCN12	19.33	18.17	17.01	CALL
			18" (45.7cm)	CA-SBPRSBPRCN18	17.49	16.44	15.39	CALL
			24" (61cm)	CA-SBPRSBPRCN24	23.93	22.49	21.06	CALL
			30" (76.2cm)	CA-SBPRSBPRCN30	18.68	17.56	16.44	CALL
			36" (91.4cm)	CA-SBPRSBPRCN36	22.37	21.03	19.69	CALL
			48" (121.9cm)	CA-SBPRSBPRCN48	23.27	21.87	20.48	CALL
SMB Plug/SMB Plug Right Angle	100 Series - Black (see above for specs)	.105" (2.7mm)	12" (30.5cm)	CA-SBPSBPRCN12	16.95	15.93	14.92	CALL
			18" (45.7cm)	CA-SBPSBPRCN18	17.49	16.44	15.39	CALL
			24" (61cm)	CA-SBPSBPRCN24	18.08	17.00	15.91	CALL
			30" (76.2cm)	CA-SBPSBPRCN30	18.68	17.56	16.44	CALL
			36" (91.4cm)	CA-SBPSBPRCN36	19.27	18.11	16.96	CALL
			48" (121.9cm)	CA-SBPSBPRCN48	23.68	22.26	20.84	CALL
S/E Type 237 Plug/Type N Male	100 Series - Black (see above for specs)	.105" (2.7mm)	19" (48.3cm)	CA-SEPNCMN19	17.49	16.44	15.39	CALL
S/E Type 237 Plug/RP SMA Jack			19" (48.3cm)	CA-SEPRJCN19	17.49	16.44	15.39	CALL
S/E Type 237 Plug/SMA Female			19" (48.3cm)	CA-SEPSFCN19	17.49	16.44	15.39	CALL
SMA Nano Plug/TNC Female Bulkhead	100 Series - Black (see above for specs)	.105" (2.7mm)	19" (48.3cm)	CA-SNPFTFCN19	17.49	16.44	15.39	CALL
SMA Nano Plug/TNC Female			19" (48.3cm)	CA-SNPFTFCN19	20.30	19.08	17.86	CALL
SMA Nano RA Plug/Type N Female			19" (48.3cm)	CA-SNPNFCN19	17.49	16.44	15.39	CALL



BNC Male Right Angle/BNC Male

Type	Cable Dia.	Length	Item #	1-9	10-24	25-99	100+
195-Series Center Conductor: Solid bare copper Min. Bend Radius: 0.50" (12.7mm) Jacket: Polyvinyl Chloride (CMP Grade for Plenum Rated) Operating Temperature: -20°C - +60°C	.195" (5.0mm)	2.0ft (0.6m)	CA-BMRBMA002	33.04	29.74	26.43	CALL
		4.0ft (1.2m)	CA-BMRBMA004	34.38	30.94	27.50	CALL
		10.0ft (3.0m)	CA-BMRBMA010	38.31	34.48	30.65	CALL
		20.0ft (6.1m)	CA-BMRBMA020	45.30	40.77	36.24	CALL

BNC Male Right Angle/BNC Male Right Angle

Type	Cable Dia.	Length	Item #	1-9	10-24	25-99	100+
195-Series Center Conductor: Solid bare copper Min. Bend Radius: 0.50" (12.7mm) Jacket: Polyvinyl Chloride (CMP Grade for Plenum Rated) Operating Temperature: -20°C - +60°C	.195" (5.0mm)	2.0ft (0.6m)	CA-BMRBMA002	32.58	29.32	26.06	CALL
		4.0ft (1.2m)	CA-BMRBMA004	31.64	28.48	25.31	CALL
		10.0ft (3.0m)	CA-BMRBMA010	32.39	29.15	25.91	CALL
		20.0ft (6.1m)	CA-BMRBMA020	43.84	39.46	35.07	CALL



Type N Male/Type N Male

Type	Cable Dia.	Length	Item #	1-9	10-24	25-99	100+
195-Series Center Conductor: Solid bare copper Min. Bend Radius: 0.50" (12.7mm) Jacket: Polyvinyl Chloride (CMP Grade for Plenum Rated) Operating Temperature: -20°C - +60°C	.195" (5.0mm)	2.0ft (0.6m)	CA-NMNM002	17.50	15.75	14.00	CALL
		4.0ft (1.2m)	CA-NMNM004	18.85	16.97	15.08	CALL
		10.0ft (3.0m)	CA-NMNM010	22.40	20.16	17.92	CALL
		20.0ft (6.1m)	CA-NMNM020	28.27	25.44	22.62	CALL
200-Series Center Conductor: Solid copper Min. Bend Radius: 0.50" (12.7mm) Jacket: Polyethylene Operating Temperature: -40°C - +80°C	.195" (5.0mm)	2.0ft (0.6m)	CA-NMNM002	22.73	20.46	18.18	CALL
		4.0ft (1.2m)	CA-NMNM004	24.26	21.83	19.41	CALL
		10.0ft (3.0m)	CA-NMNM010	33.57	30.21	26.86	CALL
		20.0ft (6.1m)	CA-NMNM020	34.83	31.35	27.86	CALL
		50.0ft (15.2m)	CA-NMNM050	62.75	56.48	50.20	CALL
240-Series Center Conductor: Solid copper Min. Bend Radius: 0.75" (19.1mm) Jacket: Polyethylene Operating Temperature: -40°C - +80°C	.240" (6.1mm)	2.0ft (0.6m)	CA-NMNM002	23.12	20.81	18.50	CALL
		4.0ft (1.2m)	CA-NMNM004	24.68	22.21	19.74	CALL
		10.0ft (3.0m)	CA-NMNM010	28.80	25.92	23.04	CALL
		20.0ft (6.1m)	CA-NMNM020	37.17	33.45	29.74	CALL
400-Series Center Conductor: Copper clad aluminum Min. Bend Radius: 1.0" (25.4mm) Jacket: Polyethylene Operating Temperature: -40°C - +80°C	.405" (10.3mm)	2.0ft (0.6m)	CA3N002	25.62	23.06	20.50	CALL
		10.0ft (3.0m)	CA3N010	32.69	29.42	26.15	CALL
		20.0ft (6.1m)	CA3N020	41.51	37.36	33.21	CALL
		25.0ft (7.6m)	CA3N025	45.49	40.94	36.39	CALL
		30.0ft (9.0m)	CA3N030	50.84	45.76	40.67	CALL
		40.0ft (12.0m)	CA3N040	58.06	52.25	46.45	CALL
		50.0ft (15.2m)	CA3N050	66.70	60.03	53.36	CALL
		75.0ft (22.9m)	CA3N075	97.44	87.70	77.95	CALL
400UF-Series Ultra Flex Center Conductor: Stranded bare copper Min. Bend Radius: 1.0" (25.4mm) Jacket: Black Thermoplastic Elastomer Operating Temperature: -40°C - +85°C	.405" (10.3mm)	5.0ft (1.5m)	CA-NMNMH005	29.40	27.64	25.87	CALL
		10.0ft (3.0m)	CA-NMNMH010	34.86	32.77	30.68	CALL
		15.0ft (4.6m)	CA-NMNMH015	47.03	44.21	41.39	CALL
		25.0ft (7.6m)	CA-NMNMH025	61.32	57.64	53.96	CALL
		50.0ft (15.2m)	CA-NMNMH050	94.45	88.78	83.12	CALL
		75.0ft (22.9m)	CA-NMNMH075	146.31	137.53	128.75	CALL
		600-Series Center Conductor: Solid copper Min. Bend Radius: 1.50" (38.1mm) Jacket: Polyethylene Operating Temperature: -40°C - +80°C	.590" (15.0mm)	10.0ft (3.0m)	CA-6NMNM010	48.63	44.74
25.0ft (7.6m)	CA-6NMNM025			79.37	73.02	66.67	CALL
50.0ft (15.2m)	CA-6NMNM050			127.31	117.13	106.94	CALL
75.0ft (22.9m)	CA-6NMNM075			188.77	173.67	158.57	CALL
100.0ft (30.5m)	CA-6NMNM100			270.88	249.21	227.54	CALL
125.0ft (38.1m)	CA-6NMNM125			274.66	252.69	230.71	CALL
150.0ft (45.7m)	CA-6NMNM150			356.23	327.73	299.23	CALL
200.0ft (60.1m)	CA-6NMNM200			455.34	418.91	382.49	CALL
900-Series Center Conductor: BC Tube Min. Bend Radius: 3.0" (76.2mm) Jacket: Polyethylene Operating Temperature: -40°C - +85°C	.870" (22.1mm)	25.0ft (7.6m)	CA-9NMNM025	763.03	701.99	640.95	CALL
		50.0ft (15.2m)	CA-9NMNM050	933.26	858.60	783.94	CALL
		75.0ft (22.9m)	CA-9NMNM075	1003.69	923.39	843.10	CALL
		100.0ft (30.5m)	CA-9NMNM100	1157.90	1065.27	972.64	CALL






CA-NMRNMF



CA-NMNF



CA-6NMNF



CA-NMRRSPA



CA-NMRRSJA

Type N Male Right Angle/Type N Male

Type	Cable Dia.	Length	Item #	1-9	10-24	25-99	100+
195-Series Center Conductor: Solid bare copper Min. Bend Radius: 0.50" (12.7mm) Jacket: Polyvinyl Chloride (CMP Grade for Plenum Rated) Operating Temperature: -20°C - +60°C	.195" (5.0mm)	2.0ft (0.6m)	CA-NMRNMA002	39.03	35.13	31.22	CALL
		4.0ft (1.2m)	CA-NMRNMA004	42.24	38.02	33.79	CALL
		10.0ft (3.0m)	CA-NMRNMA010	48.42	43.58	38.74	CALL
		20.0ft (6.1m)	CA-NMRNMA020	55.04	49.54	44.03	CALL
400-Series Center Conductor: Copper clad aluminum Min. Bend Radius: 1.0" (25.4mm) Jacket: Polyethylene Operating Temperature: -40°C - +80°C	.405" (10.3mm)	2.0ft (0.6m)	CA-NMRNMF002	29.64	26.68	23.71	CALL
		10.0ft (3.0m)	CA-NMRNMF010	38.23	34.41	30.58	CALL
		25.0ft (7.6m)	CA-NMRNMF025	50.40	45.36	40.32	CALL
		50.0ft (15.2m)	CA-NMRNMF050	69.87	62.88	55.90	CALL

Type N Male/Type N Female

Type	Cable Dia.	Length	Item #	1-9	10-24	25-99	100+
195-Series Center Conductor: Solid bare copper Min. Bend Radius: 0.50" (12.7mm) Jacket: Polyvinyl Chloride (CMP Grade for Plenum Rated) Operating Temperature: -20°C - +60°C	.195" (5.0mm)	2.0ft (0.6m)	CA-NMNF002	18.44	16.60	14.75	CALL
		4.0ft (1.2m)	CA-NMNF004	19.44	17.50	15.55	CALL
		10.0ft (3.0m)	CA-NMNF010	23.42	21.08	18.74	CALL
		20.0ft (6.1m)	CA-NMNF020	29.42	26.48	23.54	CALL
200-Series Center Conductor: Solid copper Min. Bend Radius: 0.50" (12.7mm) Jacket: Polyethylene Operating Temperature: -40°C - +80°C	.195" (5.0mm)	2.0ft (0.6m)	CA-NMNF002	27.29	24.56	21.83	CALL
		4.0ft (1.2m)	CA-NMNF004	28.87	25.98	23.10	CALL
		10.0ft (3.0m)	CA-NMNF010	33.57	30.21	26.86	CALL
		20.0ft (6.1m)	CA-NMNF020	41.42	37.28	33.14	CALL
240-Series Center Conductor: Solid copper Min. Bend Radius: 0.75" (19.1mm) Jacket: Polyethylene Operating Temperature: -40°C - +80°C	.240" (6.1mm)	2.0ft (0.6m)	CA-NMNF002	25.54	22.99	20.43	CALL
		4.0ft (1.2m)	CA-NMNF004	24.68	22.21	19.74	CALL
		10.0ft (3.0m)	CA-NMNF010	32.43	29.19	25.94	CALL
		20.0ft (6.1m)	CA-NMNF020	37.17	33.45	29.74	CALL
400-Series Center Conductor: Copper clad aluminum Min. Bend Radius: 1.0" (25.4mm) Jacket: Polyethylene Operating Temperature: -40°C - +80°C	.405" (10.3mm)	2.0ft (0.6m)	CA4N002	26.42	23.78	21.14	CALL
		10.0ft (3.0m)	CA4N010	33.61	30.25	26.89	CALL
		20.0ft (6.1m)	CA4N020	41.81	37.63	33.45	CALL
		25.0ft (7.6m)	CA4N025	47.13	42.42	37.70	CALL
		50.0ft (15.2m)	CA4N050	68.97	62.07	55.18	CALL
		100.0ft (30.5m)	CA4N100	128.41	115.57	102.73	CALL
400UF-Series Ultra Flex Center Conductor: Stranded bare copper Min. Bend Radius: 1.0" (25.4mm) Jacket: Black Thermoplastic Elastomer Operating Temperature: -40°C - +85°C	.405" (10.3mm)	5.0ft (1.5m)	CA-NMNFH005	27.92	26.24	24.57	CALL
		10.0ft (3.0m)	CA-NMNFH010	39.43	37.06	34.70	CALL
		15.0ft (4.6m)	CA-NMNFH015	48.00	45.12	42.24	CALL
		25.0ft (7.6m)	CA-NMNFH025	62.89	59.12	55.34	CALL
		50.0ft (15.2m)	CA-NMNFH050	104.25	97.99	91.74	CALL
		75.0ft (22.9m)	CA-NMNFH075	145.61	136.87	128.14	CALL
		100.0ft (30.5m)	CA-NMNFH100	186.97	175.75	164.53	CALL
		600-Series Center Conductor: Solid copper Min. Bend Radius: 1.50" (38.1mm) Jacket: Polyethylene Operating Temperature: -40°C - +80°C	.590" (15.0mm)	25.0ft (7.6m)	CA-6NMNF025	92.05	84.69
50.0ft (15.2m)	CA-6NMNF050			152.37	140.18	127.99	CALL
75.0ft (22.9m)	CA-6NMNF075			166.55	153.23	139.90	CALL
100.0ft (30.5m)	CA-6NMNF100			248.14	228.29	208.44	CALL
150.0ft (45.7m)	CA-6NMNF150			362.77	333.75	304.73	CALL
200.0ft (60.1m)	CA-6NMNF200			451.20	415.10	379.01	CALL
900-Series Center Conductor: BC Tube Min. Bend Radius: 3.0" (76.2mm) Jacket: Polyethylene Operating Temperature: -40°C - +85°C	.870" (22.1mm)	25.0ft (7.6m)	CA-9NMNF025	720.71	663.05	605.40	CALL
		50.0ft (15.2m)	CA-9NMNF050	847.58	779.77	711.97	CALL
		75.0ft (22.9m)	CA-9NMNF075	974.45	896.49	818.54	CALL
		100.0ft (30.5m)	CA-9NMNF100	1145.38	1053.75	962.12	CALL

Type N Male Right Angle/Reverse Polarity SMA Plug

Type	Cable Dia.	Length	Item #	1-9	10-24	25-99	100+
195-Series Center Conductor: Solid bare copper Min. Bend Radius: 0.50" (12.7mm) Jacket: Polyvinyl Chloride (CMP Grade for Plenum Rated) Operating Temperature: -20°C - +60°C	.195" (5.0mm)	2.0ft (0.6m)	CA-NMRRSPA002	39.79	35.81	31.83	CALL
		4.0ft (1.2m)	CA-NMRRSPA004	41.13	37.02	32.90	CALL
		10.0ft (3.0m)	CA-NMRRSPA010	44.90	40.41	35.92	CALL
		20.0ft (6.1m)	CA-NMRRSPA020	48.02	43.22	38.42	CALL

Type N Male Right Angle/Reverse Polarity SMA Jack


Type	Cable Dia.	Length	Item #	1-9	10-24	25-99	100+
195-Series Center Conductor: Solid bare copper Min. Bend Radius: 0.50" (12.7mm) Jacket: Polyvinyl Chloride (CMP Grade for Plenum Rated) Operating Temperature: -20°C - +60°C	.195" (5.0mm)	2.0ft (0.6m)	CA-NMRRSJA002	36.15	32.53	28.92	CALL
		4.0ft (1.2m)	CA-NMRRSJA004	34.33	30.90	27.46	CALL
		10.0ft (3.0m)	CA-NMRRSJA010	33.74	30.37	26.99	CALL
		20.0ft (6.1m)	CA-NMRRSJA020	44.63	40.17	35.70	CALL

Tip *Solid vs stranded center conductors*

Online Video

L-com.com/Videos/A19

In coaxial cable there is a trade off in center conductor construction. A solid center conductor will give the best attenuation performance but will be somewhat stiff, while a stranded center conductor will be more flexible but have slightly higher attenuation.



Type N Male Right Angle/SMA Male

Type	Cable Dia.	Length	Item #	1-9	10-24	25-99	100+
195-Series Center Conductor: Solid bare copper Min. Bend Radius: 0.50" (12.7mm) Jacket: Polyvinyl Chloride (CMP Grade for Plenum Rated) Operating Temperature: -20°C - +60°C	.195" (5.0mm)	2.0ft (0.6m)	CA-NMRSMA002	22.95	20.66	18.36	CALL
		4.0ft (1.2m)	CA-NMRSMA004	21.43	19.29	17.14	CALL
		10.0ft (3.0m)	CA-NMRSMA010	25.71	23.14	20.57	CALL
		20.0ft (6.1m)	CA-NMRSMA020	28.82	25.94	23.06	CALL



CA-NMRSMA

Type N Male Right Angle/TNC Male

Type	Cable Dia.	Length	Item #	1-9	10-24	25-99	100+
195-Series Center Conductor: Solid bare copper Min. Bend Radius: 0.50" (12.7mm) Jacket: Polyvinyl Chloride (CMP Grade for Plenum Rated) Operating Temperature: -20°C - +60°C	.195" (5.0mm)	2.0ft (0.6m)	CA-NMRTMA002	25.71	23.14	20.57	CALL
		4.0ft (1.2m)	CA-NMRTMA004	27.14	24.43	21.71	CALL
		10.0ft (3.0m)	CA-NMRTMA010	23.75	21.38	19.00	CALL
		20.0ft (6.1m)	CA-NMRTMA020	33.24	29.92	26.59	CALL



CA-NMRTMA

Reverse Polarity BNC Plug/Type N Male

Type	Cable Dia.	Length	Item #	1-9	10-24	25-99	100+
195-Series Center Conductor: Solid bare copper Min. Bend Radius: 0.50" (12.7mm) Jacket: Polyvinyl Chloride (CMP Grade for Plenum Rated) Operating Temperature: -20°C - +60°C	.195" (5.0mm)	2.0ft (0.6m)	CA-RBPNA002	25.23	22.71	20.18	CALL
		4.0ft (1.2m)	CA-RBPNA004	27.20	24.48	21.76	CALL
		10.0ft (3.0m)	CA-RBPNA010	30.28	27.25	24.22	CALL
		20.0ft (6.1m)	CA-RBPNA020	40.71	36.64	32.57	CALL



CA-RBPNA

Reverse Polarity SMA Plug/Type N Male

Type	Cable Dia.	Length	Item #	1-9	10-24	25-99	100+
195-Series Center Conductor: Solid bare copper Min. Bend Radius: 0.50" (12.7mm) Jacket: Polyvinyl Chloride (CMP Grade for Plenum Rated) Operating Temperature: -20°C - +60°C	.195" (5.0mm)	2.0ft (0.6m)	CA-RSPNMA002	18.49	16.64	14.79	CALL
		4.0ft (1.2m)	CA-RSPNMA004	19.84	17.86	15.87	CALL
		10.0ft (3.0m)	CA-RSPNMA010	23.33	21.00	18.66	CALL
		20.0ft (6.1m)	CA-RSPNMA020	29.46	26.51	23.57	CALL
200-Series Center Conductor: Solid copper Min. Bend Radius: 0.50" (12.7mm) Jacket: Polyethylene Operating Temperature: -40°C - +80°C	.195" (5.0mm)	2.0ft (0.6m)	CA-RSPNME002	21.32	19.19	17.06	CALL
		4.0ft (1.2m)	CA-RSPNME004	23.06	20.75	18.45	CALL
		10.0ft (3.0m)	CA-RSPNME010	27.03	24.33	21.62	CALL
		20.0ft (6.1m)	CA-RSPNME020	33.61	30.25	26.89	CALL
400-Series Center Conductor: Copper clad aluminum Min. Bend Radius: 1.0" (25.4mm) Jacket: Polyethylene Operating Temperature: -40°C - +80°C	.405" (10.3mm)	2.0ft (0.6m)	CA4NMRSF002	28.82	25.94	23.06	CALL
		10.0ft (3.0m)	CA4NMRSF010	36.04	32.44	28.83	CALL
		20.0ft (6.1m)	CA4NMRSF020	45.04	40.54	36.03	CALL
		25.0ft (7.6m)	CA4NMRSF025	49.54	44.59	39.63	CALL
		30.0ft (9.0m)	CA4NMRSF030	52.49	47.24	41.99	CALL
400UF-Series Center Conductor: Stranded bare copper Min. Bend Radius: 1.0" (25.4mm) Jacket: Black Thermoplastic Elastomer Operating Temperature: -40°C - +85°C	.405" (10.3mm)	5.0ft (1.5m)	CA-NMRSF050	71.34	64.21	57.07	CALL
		10.0ft (3.0m)	CA-NMRSF010	36.23	34.06	31.88	CALL
		15.0ft (4.6m)	CA-NMRSF015	44.79	42.10	39.42	CALL
		25.0ft (7.6m)	CA-NMRSF025	61.91	58.20	54.48	CALL
		50.0ft (15.2m)	CA-NMRSF050	101.15	95.08	89.01	CALL
		75.0ft (22.9m)	CA-NMRSF075	142.51	133.96	125.41	CALL
		100.0ft (30.5)	CA-NMRSF100	183.87	172.84	161.81	CALL



CA4NMRSF

Reverse Polarity SMA Plug/Type N Female

Type	Cable Dia.	Length	Item #	1-9	10-24	25-99	100+
195-Series Center Conductor: Solid bare copper Min. Bend Radius: 0.50" (12.7mm) Jacket: Polyvinyl Chloride (CMP Grade for Plenum Rated) Operating Temperature: -20°C - +60°C	.195" (5.0mm)	2.0ft (0.6m)	CA-RSPNFA002	17.42	15.68	13.94	CALL
		4.0ft (1.2m)	CA-RSPNFA004	20.04	18.04	16.03	CALL
		10.0ft (3.0m)	CA-RSPNFA010	26.44	23.80	21.15	CALL
		20.0ft (6.1m)	CA-RSPNFA020	28.22	25.40	22.58	CALL



CA-RSPNFA

Reverse Polarity SMA Plug/Type N Female Bulkhead

Type	Cable Dia.	Length	Item #	1-9	10-24	25-99	100+
195-Series Center Conductor: Solid bare copper Min. Bend Radius: 0.50" (12.7mm) Jacket: Polyvinyl Chloride (CMP Grade for Plenum Rated) Operating Temperature: -20°C - +60°C	.195" (5.0mm)	2.0ft (0.6m)	CA-RSPNFA002	21.41	19.27	17.13	CALL
		4.0ft (1.2m)	CA-RSPNFA004	22.82	20.54	18.26	CALL
		10.0ft (3.0m)	CA-RSPNFA010	26.71	24.04	21.37	CALL
		20.0ft (6.1m)	CA-RSPNFA020	31.15	28.04	24.92	CALL



CA-RSPNFA

Reverse Polarity SMA Plug/Reverse Polarity SMA Jack

Type	Cable Dia.	Length	Item #	1-9	10-24	25-99	100+
195-Series Center Conductor: Solid bare copper Min. Bend Radius: 0.50" (12.7mm) Jacket: Polyvinyl Chloride (CMP Grade for Plenum Rated) Operating Temperature: -20°C - +60°C	.195" (5.0mm)	2.0ft (0.6m)	CA-RSPRSJA002	21.62	19.46	17.30	CALL
		4.0ft (1.2m)	CA-RSPRSJA004	22.40	20.16	17.92	CALL
		10.0ft (3.0m)	CA-RSPRSJA010	25.66	23.09	20.53	CALL
		20.0ft (6.1m)	CA-RSPRSJA020	31.80	28.62	25.44	CALL



CA-RSPRSJA

Reverse Polarity SMA Jack/Reverse Polarity TNC Plug

Type	Cable Dia.	Length	Item #	1-9	10-24	25-99	100+
195-Series Center Conductor: Solid bare copper Min. Bend Radius: 0.50" (12.7mm) Jacket: Polyvinyl Chloride (CMP Grade for Plenum Rated) Operating Temperature: -20°C - +60°C	.195" (5.0mm)	2.0ft (0.6m)	CA-RSJRTPA002	21.30	19.17	17.04	CALL
		4.0ft (1.2m)	CA-RSJRTPA004	22.01	19.81	17.61	CALL
		10.0ft (3.0m)	CA-RSJRTPA010	22.68	20.41	18.14	CALL
		20.0ft (6.1m)	CA-RSJRTPA020	37.15	33.44	29.72	CALL

Don't see what you are looking for? Be sure to visit L-com.com for a complete listing of all available cable assemblies, as well as our online Custom Cable Configurator and Product Wizards.



CA-RTPNME



CA-6RTPNM



CA-RTPNFT




CA-RTPNFBA



CA-RTMRTF

Tip Identifying a reverse polarized connector

A reverse polarized coaxial connector alters a standard polarized connector interface by utilizing a male center pin in a jack body or a female center pin in a plug body. Reverse polarity connectors are sometimes used in an attempt to "key" connections so that incorrect connections are not possible. This also prevents mating with a standard non-polarized connector. Common reverse polarized interfaces are RP-SMA and RP-TNC.



Reverse Polarity TNC Plug/Type N Male

Type	Cable Dia.	Length	Item #	1-9	10-24	25-99	100+
195-Series Center Conductor: Solid bare copper Min. Bend Radius: 0.50" (12.7mm) Jacket: Polyvinyl Chloride (CMP Grade for Plenum Rated) Operating Temperature: -20°C - +60°C	.195" (5.0mm)	2.0ft (0.6m)	CA-RTPNMA002	13.09	11.78	10.47	CALL
		4.0ft (1.2m)	CA-RTPNMA004	14.56	13.10	11.65	CALL
		10.0ft (3.0m)	CA-RTPNMA010	18.03	16.23	14.42	CALL
		20.0ft (6.1m)	CA-RTPNMA020	24.02	21.62	19.22	CALL
200-Series Center Conductor: Solid copper Min. Bend Radius: 0.50" (12.7mm) Jacket: Polyethylene Operating Temperature: -40°C - +80°C	.195" (5.0mm)	2.0ft (0.6m)	CA-RTPNME002	25.87	23.28	20.70	CALL
		4.0ft (1.2m)	CA-RTPNME004	27.42	24.68	21.94	CALL
		10.0ft (3.0m)	CA-RTPNME010	28.19	25.37	22.55	CALL
240-Series Center Conductor: Solid copper Min. Bend Radius: 0.75" (19.1mm) Jacket: Polyethylene Operating Temperature: -40°C - +80°C	.240" (6.1mm)	2.0ft (0.6m)	CA-RTPNMT002	26.08	23.47	20.86	CALL
		4.0ft (1.2m)	CA-RTPNMT004	26.49	23.84	21.19	CALL
		10.0ft (3.0m)	CA-RTPNMT010	33.50	30.15	26.80	CALL
400-Series Center Conductor: Copper clad aluminum Min. Bend Radius: 1.0" (25.4mm) Jacket: Polyethylene Operating Temperature: -40°C - +80°C	.405" (10.3mm)	2.0ft (0.6m)	CA4NMRTF002	28.82	25.94	23.06	CALL
		10.0ft (3.0m)	CA4NMRTF010	39.79	35.81	31.83	CALL
		20.0ft (6.1m)	CA4NMRTF020	45.04	40.54	36.03	CALL
		25.0ft (7.6m)	CA4NMRTF025	49.54	44.59	39.63	CALL
		50.0ft (15.2m)	CA4NMRTF050	71.34	64.21	57.07	CALL
		100.0ft (30.5m)	CA4NMRTF100	140.85	126.77	112.68	CALL
400UF-Series Ultra Flex Center Conductor: Stranded bare copper Min. Bend Radius: 1.0" (25.4mm) Jacket: Black Thermoplastic Elastomer Operating Temperature: -40°C - +85°C	.405" (10.3mm)	5.0ft (1.5m)	CA-NMRTPH005	33.63	31.61	29.59	CALL
		10.0ft (3.0m)	CA-NMRTPH010	43.15	40.56	37.97	CALL
		15.0ft (4.6m)	CA-NMRTPH015	51.71	48.61	45.50	CALL
		25.0ft (7.6m)	CA-NMRTPH025	66.47	62.48	58.49	CALL
		50.0ft (15.2m)	CA-NMRTPH050	107.84	101.37	94.90	CALL
600-Series Center Conductor: Solid copper Min. Bend Radius: 1.50" (38.1mm) Jacket: Polyethylene Operating Temperature: -40°C - +80°C	.590" (15.0mm)	10.0ft (3.0m)	CA-6RTPNM010	50.74	46.68	42.62	CALL
		25.0ft (7.6m)	CA-6RTPNM025	92.05	84.69	77.32	CALL
		50.0ft (15.2m)	CA-6RTPNM050	133.64	122.95	112.26	CALL
		75.0ft (22.9m)	CA-6RTPNM075	186.54	171.62	156.69	CALL
		100.0ft (30.5m)	CA-6RTPNM100	242.57	223.16	203.76	CALL

Reverse Polarity TNC Plug/Type N Female

Type	Cable Dia.	Length	Item #	1-9	10-24	25-99	100+
195-Series Center Conductor: Solid bare copper Min. Bend Radius: 0.50" (12.7mm) Jacket: Polyvinyl Chloride (CMP Grade for Plenum Rated) Operating Temperature: -20°C - +60°C	.195" (5.0mm)	2.0ft (0.6m)	CA-RTPNFA002	21.62	19.46	17.30	CALL
		4.0ft (1.2m)	CA-RTPNFA004	22.82	20.54	18.26	CALL
		10.0ft (3.0m)	CA-RTPNFA010	28.45	25.61	22.76	CALL
		20.0ft (6.1m)	CA-RTPNFA020	29.15	26.23	23.32	CALL
240-Series Center Conductor: Solid copper Min. Bend Radius: 0.75" (19.1mm) Jacket: Polyethylene Operating Temperature: -40°C - +80°C	.240" (6.1mm)	2.0ft (0.6m)	CA-RTPNFT002	24.22	21.80	19.38	CALL
		4.0ft (1.2m)	CA-RTPNFT004	24.08	21.67	19.26	CALL
		10.0ft (3.0m)	CA-RTPNFT010	25.32	22.79	20.26	CALL
		20.0ft (6.1m)	CA-RTPNFT020	37.52	33.77	30.02	CALL

Reverse Polarity TNC Plug/Type N Female Bulkhead

Type	Cable Dia.	Length	Item #	1-9	10-24	25-99	100+
195-Series Center Conductor: Solid bare copper Min. Bend Radius: 0.50" (12.7mm) Jacket: Polyvinyl Chloride (CMP Grade for Plenum Rated) Operating Temperature: -20°C - +60°C	.195" (5.0mm)	2.0ft (0.6m)	CA-RTPNFBA002	21.09	18.98	16.87	CALL
		4.0ft (1.2m)	CA-RTPNFBA004	21.55	19.39	17.24	CALL
		10.0ft (3.0m)	CA-RTPNFBA010	23.75	21.38	19.00	CALL
		20.0ft (6.1m)	CA-RTPNFBA020	34.92	31.43	27.94	CALL

Reverse Polarity TNC Plug/Reverse Polarity TNC Jack

Type	Cable Dia.	Length	Item #	1-9	10-24	25-99	100+
195-Series Center Conductor: Solid bare copper Min. Bend Radius: 0.50" (12.7mm) Jacket: Polyvinyl Chloride (CMP Grade for Plenum Rated) Operating Temperature: -20°C - +60°C	.195" (5.0mm)	2.0ft (0.6m)	CA-RTPRTJA002	20.42	18.38	16.34	CALL
		4.0ft (1.2m)	CA-RTPRTJA004	21.62	19.46	17.30	CALL
		10.0ft (3.0m)	CA-RTPRTJA010	24.97	22.47	19.98	CALL
		20.0ft (6.1m)	CA-RTPRTJA020	31.21	28.09	24.97	CALL
400-Series Center Conductor: Copper clad aluminum Min. Bend Radius: 1.0" (25.4mm) Jacket: Polyethylene Operating Temperature: -40°C - +80°C	.405" (10.3mm)	2.0ft (0.6m)	CA4RTMRTF002	28.82	25.94	23.06	CALL
		10.0ft (3.0m)	CA4RTMRTF010	35.69	32.12	28.55	CALL
		20.0ft (6.1m)	CA4RTMRTF020	44.17	39.75	35.34	CALL
		25.0ft (7.6m)	CA4RTMRTF025	48.58	43.72	38.86	CALL
		50.0ft (15.2m)	CA4RTMRTF050	70.65	63.59	56.52	CALL

Reverse Polarity TNC Plug Right Angle/Type N Male

Type	Cable Dia.	Length	Item #	1-9	10-24	25-99	100+
195-Series Center Conductor: Solid bare copper Min. Bend Radius: 0.50" (12.7mm) Jacket: Polyvinyl Chloride (CMP Grade for Plenum Rated) Operating Temperature: -20°C - +60°C	.195" (5.0mm)	2.0ft (0.6m)	CA-RTPRNMA002	22.95	20.66	18.36	CALL
		4.0ft (1.2m)	CA-RTPRNMA004	21.43	19.29	17.14	CALL
		10.0ft (3.0m)	CA-RTPRNMA010	23.88	21.49	19.10	CALL
		20.0ft (6.1m)	CA-RTPRNMA020	28.82	25.94	23.06	CALL

Reverse Polarity TNC Plug/Reverse Polarity TNC Plug

Type	Cable Dia.	Length	Item #	1-9	10-24	25-99	100+
195-Series Center Conductor: Solid bare copper Min. Bend Radius: 0.50" (12.7mm) Jacket: Polyvinyl Chloride (CMP Grade for Plenum Rated) Operating Temperature: -20°C - +60°C	.195" (5.0mm)	2.0ft (0.6m)	CA-RTPRTPA002	20.42	18.38	16.34	CALL
		4.0ft (1.2m)	CA-RTPRTPA004	21.62	19.46	17.30	CALL
		10.0ft (3.0m)	CA-RTPRTPA010	27.93	25.14	22.34	CALL
		20.0ft (6.1m)	CA-RTPRTPA020	31.97	28.77	25.58	CALL
400-Series Center Conductor: Copper clad aluminum Min. Bend Radius: 1.0" (25.4mm) Jacket: Polyethylene Operating Temperature: -40°C - +80°C	.405" (10.3mm)	2.0ft (0.6m)	CA4RTPRTP002	31.86	28.67	25.49	CALL
		10.0ft (3.0m)	CA4RTPRTP010	34.03	30.63	27.22	CALL
		50.0ft (15.2m)	CA4RTPRTP050	76.83	69.15	61.46	CALL

SMA Male/Type N Male

Type	Cable Dia.	Length	Item #	1-9	10-24	25-99	100+
195-Series Center Conductor: Solid bare copper Min. Bend Radius: 0.50" (12.7mm) Jacket: Polyvinyl Chloride (CMP Grade for Plenum Rated) Operating Temperature: -20°C - +60°C	.195" (5.0mm)	2.0ft (0.6m)	CA-SMNMA002	16.66	14.99	13.33	CALL
		4.0ft (1.2m)	CA-SMNMA004	17.67	15.90	14.14	CALL
		10.0ft (3.0m)	CA-SMNMA010	21.42	19.28	17.14	CALL
240-Series Center Conductor: Solid copper Min. Bend Radius: 0.75" (19.1mm) Jacket: Polyethylene Operating Temperature: -40°C - +80°C	.240" (6.1mm)	2.0ft (0.6m)	CA-SMNMT002	21.92	19.73	17.54	CALL
		4.0ft (1.2m)	CA-SMNMT004	23.03	20.73	18.42	CALL
		10.0ft (3.0m)	CA-SMNMT010	27.64	24.88	22.11	CALL
400-Series Center Conductor: Copper clad aluminum Min. Bend Radius: 1.0" (25.4mm) Jacket: Polyethylene Operating Temperature: -40°C - +80°C	.405" (10.3mm)	2.0ft (0.6m)	CA4NMSM002	33.87	30.48	27.10	CALL
		10.0ft (3.0m)	CA4NMSM010	42.60	38.34	34.08	CALL
		25.0ft (7.6m)	CA4NMSM025	56.67	51.00	45.34	CALL

SMA Male/Type N Female

Type	Cable Dia.	Length	Item #	1-9	10-24	25-99	100+
195-Series Center Conductor: Solid bare copper Min. Bend Radius: 0.50" (12.7mm) Jacket: Polyvinyl Chloride (CMP Grade for Plenum Rated) Operating Temperature: -20°C - +60°C	.195" (5.0mm)	2.0ft (0.6m)	CA-SMNFA002	16.98	15.28	13.58	CALL
		4.0ft (1.2m)	CA-SMNFA004	19.71	17.74	15.77	CALL
		10.0ft (3.0m)	CA-SMNFA010	22.17	19.95	17.74	CALL
		20.0ft (6.1m)	CA-SMNFA020	30.52	27.47	24.42	CALL

SMA Male/Type N Female Bulkhead

Type	Cable Dia.	Length	Item #	1-9	10-24	25-99	100+
195-Series Center Conductor: Solid bare copper Min. Bend Radius: 0.50" (12.7mm) Jacket: Polyvinyl Chloride (CMP Grade for Plenum Rated) Operating Temperature: -20°C - +60°C	.195" (5.0mm)	2.0ft (0.6m)	CA-SMNFBA002	30.33	27.30	24.26	CALL
		4.0ft (1.2m)	CA-SMNFBA004	32.13	28.92	25.70	CALL
		10.0ft (3.0m)	CA-SMNFBA010	37.08	33.37	29.66	CALL
		20.0ft (6.1m)	CA-SMNFBA020	41.34	37.21	33.07	CALL

SMA Male Right Angle/Type N Male

Type	Cable Dia.	Length	Item #	1-9	10-24	25-99	100+
195-Series Center Conductor: Solid bare copper Min. Bend Radius: 0.50" (12.7mm) Jacket: Polyvinyl Chloride (CMP Grade for Plenum Rated) Operating Temperature: -20°C - +60°C	.195" (5.0mm)	2.0ft (0.6m)	CA-SMRNMA002	20.44	18.40	16.35	CALL
		4.0ft (1.2m)	CA-SMRNMA004	19.90	17.91	15.92	CALL
		10.0ft (3.0m)	CA-SMRNMA010	25.71	23.14	20.57	CALL
		20.0ft (6.1m)	CA-SMRNMA020	32.86	29.57	26.29	CALL

SMA Male Right Angle/Type N Female

Type	Cable Dia.	Length	Item #	1-9	10-24	25-99	100+
195-Series Center Conductor: Solid bare copper Min. Bend Radius: 0.50" (12.7mm) Jacket: Polyvinyl Chloride (CMP Grade for Plenum Rated) Operating Temperature: -20°C - +60°C	.195" (5.0mm)	2.0ft (0.6m)	CA-SMRNFA002	23.20	20.88	18.56	CALL
		4.0ft (1.2m)	CA-SMRNFA004	25.69	23.12	20.55	CALL
		10.0ft (3.0m)	CA-SMRNFA010	25.38	22.84	20.30	CALL
		20.0ft (6.1m)	CA-SMRNFA020	30.78	27.70	24.62	CALL

SMA Male Right Angle/Type N Female Bulkhead

Type	Cable Dia.	Length	Item #	1-9	10-24	25-99	100+
195-Series Center Conductor: Solid bare copper Min. Bend Radius: 0.50" (12.7mm) Jacket: Polyvinyl Chloride (CMP Grade for Plenum Rated) Operating Temperature: -20°C - +60°C	.195" (5.0mm)	2.0ft (0.6m)	CA-SMRNFBA002	27.69	24.92	22.15	CALL
		4.0ft (1.2m)	CA-SMRNFBA004	30.69	27.62	24.55	CALL
		10.0ft (3.0m)	CA-SMRNFBA010	38.57	34.71	30.86	CALL
		20.0ft (6.1m)	CA-SMRNFBA020	35.09	31.58	28.07	CALL



CA-RTPRNMA



CA-RTPRTP



CA-SMNMT



CA-SMNFBA



CA-SMRNMA



CA-SMRNFBA

Don't see what you are looking for? Be sure to visit L-com.com for a complete listing of all available cable assemblies, as well as our online Custom Cable Configurator and Product Wizards.



CA-TMNMA



CA-TMNFA



CA-FMNMA



CA-QPNMA



ADM-1P100

ADM-1P200



ANM-1P100

ANM-1P200



AXA-PDMDF

AXA-PDMDF

AXA-PNMF

AXA-PNMF

TNC Male/Type N Male

Type	Cable Dia.	Length	Item #	1-9	10-24	25-99	100+
195-Series Center Conductor: Solid bare copper Min. Bend Radius: 0.50" (12.7mm) Jacket: Polyvinyl Chloride (CMP Grade for Plenum Rated) Operating Temperature: -20°C - +60°C	.195" (5.0mm)	2.0ft (0.6m)	CA-TMNMA002	21.20	19.08	16.96	CALL
		4.0ft (1.2m)	CA-TMNMA004	22.40	20.16	17.92	CALL
		10.0ft (3.0m)	CA-TMNMA010	26.42	23.78	21.14	CALL
		20.0ft (6.1m)	CA-TMNMA020	38.57	34.71	30.86	CALL

TNC Male/Type N Female

Type	Cable Dia.	Length	Item #	1-9	10-24	25-99	100+
195-Series Center Conductor: Solid bare copper Min. Bend Radius: 0.50" (12.7mm) Jacket: Polyvinyl Chloride (CMP Grade for Plenum Rated) Operating Temperature: -20°C - +60°C	.195" (5.0mm)	2.0ft (0.6m)	CA-TMNFA002	23.99	21.59	19.19	CALL
		4.0ft (1.2m)	CA-TMNFA004	27.14	24.43	21.71	CALL
		10.0ft (3.0m)	CA-TMNFA010	31.44	28.30	25.15	CALL
		20.0ft (6.1m)	CA-TMNFA020	33.83	30.45	27.06	CALL

Type F Male/Type N Male

Type	Cable Dia.	Length	Item #	1-9	10-24	25-99	100+
195-Series Center Conductor: Solid bare copper Min. Bend Radius: 0.50" (12.7mm) Jacket: Polyvinyl Chloride (CMP Grade for Plenum Rated) Operating Temperature: -20°C - +60°C	.195" (5.0mm)	2.0ft (0.6m)	CA-FMNMA002	24.54	22.09	19.63	CALL
		4.0ft (1.2m)	CA-FMNMA004	27.86	25.07	22.29	CALL
		10.0ft (3.0m)	CA-FMNMA010	27.70	24.93	22.16	CALL
		20.0ft (6.1m)	CA-FMNMA020	34.45	31.01	27.56	CALL

QMA Plug Right Angle/Type N Male

Type	Cable Dia.	Length	Item #	1-9	10-24	25-99	100+
195-Series Center Conductor: Solid bare copper Min. Bend Radius: 0.50" (12.7mm) Jacket: Polyvinyl Chloride (CMP Grade for Plenum Rated) Operating Temperature: -20°C - +60°C	.195" (5.0mm)	2.0ft (0.6m)	CA-QPNMA002	34.45	31.01	27.56	CALL
		4.0ft (1.2m)	CA-QPNMA004	39.53	35.58	31.62	CALL
		10.0ft (3.0m)	CA-QPNMA010	45.01	40.51	36.01	CALL
		20.0ft (6.1m)	CA-QPNMA020	44.93	40.44	35.94	CALL

Plenum Rated Low PIM Series Coaxial Assemblies

L-com's Plenum Rated Low PIM cable assemblies feature RG401 or RG402 cable and are available with 7/16 DIN Male and Type N Male connectors. Ideal for Distributed Antenna Systems (DAS), these cables assemblies are not only Plenum Rated, but feature PIM specifications as low -160 dBc. These cables assemblies are available to order using L-com's online cable configurator. Customers can select cable type, connector options and select custom lengths in inches, feet or meter.

RG402 Plenum Rated Low PIM Coaxial Cable

RG402		RG402 • Center Conductor: .036" (0.93mm) solid silver plated copper • Outer Conductor: .138" (3.5mm) Tinned soaked copper braid • Jacket: Blue FEP • Operating Temperature: -55°C - +125°C • Low PIM @ 900~1800 MHz: ≤ -160 dBc	ATTENUATION @ 20°C & Seal Level	
			MHz	db/100m
			150	15.61
			450	27.04
			900	38.24
			200	57.0
			2500	63.73
			5800	97

CA-RG402-FOOT	Plenum Rated RG402 Low PIM Coaxial Cable - By The Foot	1.36	1.33	1.31	CALL
---------------	--	------	------	------	------

RG401 Plenum Rated Low PIM Coaxial Cable

RG401		RG401 • Center Conductor: .064" (1.6mm) solid silver plated copper • Outer Conductor: .244" (6.2mm) Tinned soaked copper braid • Jacket: Blue FEP • Operating Temperature: -55°C - +125°C • Low PIM @ 900~1800 MHz: ≤ -160 dBc	ATTENUATION @ 20°C & Seal Level	
			GHz	db/m
			0.5	0.187
			1.0	0.275
			3.0	0.506

CA-RG401-FOOT	Plenum Rated RG401 Low PIM Coaxial Cable - By The Foot	4.44	4.35	4.26	CALL
---------------	--	------	------	------	------

Low PIM Coaxial Connectors - 50 Ohm

Item #	Description	Cable Type	Attachment	1-9	10-24	25-99	100+
DM-1P100	7/16 DIN Male	RG401	Solder	11.71	10.77	9.84	CALL
ADM-1P200	7/16 DIN Male	RG402	Solder	11.77	10.83	9.89	CALL
ANM-1P100	Type N Male	RG401	Solder	11.71	10.77	9.84	CALL
ANM-1P200	Type N Male	RG402	Solder	11.71	10.77	9.84	CALL

Low PIM Coaxial Adapters - 50 Ohm

Item #	Description	1-9	10-24	25-99	100+
AXA-PDMDF	7/16 DIN Male / 7/16 DIN Male	78.15	71.90	65.65	CALL
AXA-PDMDF	7/16 DIN Male / 7/16 DIN Female	81.28	74.78	68.28	CALL
AXA-PNMNF	Type N Male / Type N Female	74.58	68.61	62.65	CALL
AXA-PNMF	Type N Female / Type N Female	57.37	52.78	48.19	CALL

Semi-Rigid and Formable 50 Ohm Coaxial Assemblies

L-com offers quality crafted Semi-Rigid and Formable coax cable assemblies for use in a wide array of applications. These cable assemblies are designed, manufactured and tested using state of the art equipment to ensure the highest quality to our customers.

Have custom cable requirements? We can custom build your Semi-Rigid and Formable cable assemblies using the very best in forming and stripping equipment. In addition to our standard cable types, we can build cable assemblies using Semi-Rigid Low Loss Aluminum or Copper cable from sizes of .047 (1.2mm) to .250 (6.4mm) with a wide array of available connector types. Contact us today with your custom cable requirements.



Tip *What is the difference between Semi-Rigid and Formable cable?*

Semi-rigid
Semi-rigid cable is a coaxial form using a solid copper outer sheath. This type of coax offers superior screening compared to cables with a braided outer conductor, especially at higher frequencies. The major disadvantage is that the cable, as its name implies, is not very flexible, and is not intended to be flexed after initial forming. This type of cable is also called "hard line" cable.

Formable
Formable cable is a flexible reformable alternative to semi-rigid coaxial cable used where flexibility is required. Formable cable can be stripped and formed by hand without the need for special tools, similar to standard coaxial cable. Also this cable type is ideal for laying out and designing pre-bent semi-rigid assemblies.

.085 Semi-Rigid Cables

Type	Cable Dia.	Length	Connectors	Item #	1-9	10-24	25-99	100+
.085 Semi-Rigid Inner Conductor: Silver plated copper covered steel Outer Conductor: Tin plated copper	.085" (2.2mm)	6.0" (152.4mm)	N Male/N Male	CA-085SCNMMN006	51.29	48.21	45.14	CALL
		12.0" (304.8mm)	N Male/N Male	CA-085SCNMMN012	55.07	51.77	48.46	CALL
		18.0" (457.2mm)	N Male/N Male	CA-085SCNMMN018	58.85	55.32	51.79	CALL
		6.0" (152.4mm)	N Male/N Female	CA-085SCNMMNF006	51.02	47.96	44.90	CALL
		12.0" (304.8mm)	N Male/N Female	CA-085SCNMMNF012	54.80	51.51	48.22	CALL
		18.0" (457.2mm)	N Male/N Female	CA-085SCNMMNF018	58.58	55.07	51.55	CALL
		6.0" (152.4mm)	N Male/SMA Male	CA-085SCSMSM006	49.94	46.94	43.95	CALL
		12.0" (304.8mm)	N Male/SMA Male	CA-085SCSMSM012	53.72	50.50	47.27	CALL
		18.0" (457.2mm)	N Male/SMA Male	CA-085SCSMSM018	57.50	54.05	50.60	CALL
		6.0" (152.4mm)	SMA Male/SMA Male	CA-085SCSMSM006	53.81	50.58	47.35	CALL
		12.0" (304.8mm)	SMA Male/SMA Male	CA-085SCSMSM012	57.96	54.48	51.00	CALL
		18.0" (457.2mm)	SMA Male/SMA Male	CA-085SCSMSM018	62.13	58.40	54.67	CALL

.141 Semi-Rigid Cables

Type	Cable Dia.	Length	Connectors	Item #	1-9	10-24	25-99	100+
.141 Semi-Rigid Inner Conductor: Silver plated copper covered steel Outer Conductor: Tin plated copper	.141" (3.6mm)	6.0" (152.4mm)	N Male/N Male	CA-141SCNMMN006	57.28	53.84	50.41	CALL
		12.0" (304.8mm)	N Male/N Male	CA-141SCNMMN012	61.77	58.06	54.36	CALL
		18.0" (457.2mm)	N Male/N Male	CA-141SCNMMN018	66.27	62.29	58.32	CALL
		6.0" (152.4mm)	N Male/N Female	CA-141SCNMMNF006	54.80	51.51	48.22	CALL
		12.0" (304.8mm)	N Male/N Female	CA-141SCNMMNF012	59.12	55.57	52.03	CALL
		18.0" (457.2mm)	N Male/N Female	CA-141SCNMMNF018	63.44	59.63	55.83	CALL
		6.0" (152.4mm)	N Male/SMA Male	CA-141SCSMSM006	53.72	50.50	47.27	CALL
		12.0" (304.8mm)	N Male/SMA Male	CA-141SCSMSM012	63.92	60.08	56.25	CALL
		18.0" (457.2mm)	N Male/SMA Male	CA-141SCSMSM018	66.03	62.07	58.11	CALL
		6.0" (152.4mm)	SMA Male/SMA Male	CA-141SCSMSM006	57.96	54.48	51.00	CALL
		12.0" (304.8mm)	SMA Male/SMA Male	CA-141SCSMSM012	62.72	58.96	55.19	CALL
		18.0" (457.2mm)	SMA Male/SMA Male	CA-141SCSMSM018	63.73	59.91	56.08	CALL

.085 Formable Cables

Type	Cable Dia.	Length	Connectors	Item #	1-9	10-24	25-99	100+
.085 Formable Inner Conductor: Silver plated copper covered steel Outer Conductor: Tin overcoated annealed copper wire braiding	.085" (2.2mm)	6.0" (152.4mm)	N Male/N Male	CA-085FNMNM006	51.29	48.21	45.14	CALL
		12.0" (304.8mm)	N Male/N Male	CA-085FNMNM012	55.07	51.77	48.46	CALL
		18.0" (457.2mm)	N Male/N Male	CA-085FNMNM018	58.85	55.32	51.79	CALL
		6.0" (152.4mm)	N Male/N Female	CA-085FNMNMF006	51.02	47.96	44.90	CALL
		12.0" (304.8mm)	N Male/N Female	CA-085FNMNMF012	54.80	51.51	48.22	CALL
		18.0" (457.2mm)	N Male/N Female	CA-085FNMNMF018	58.58	55.07	51.55	CALL
		6.0" (152.4mm)	N Male/SMA Male	CA-085FNMSM006	49.94	46.94	43.95	CALL
		12.0" (304.8mm)	N Male/SMA Male	CA-085FNMSM012	56.88	53.47	50.05	CALL
		18.0" (457.2mm)	N Male/SMA Male	CA-085FNMSM018	57.50	54.05	50.60	CALL
		6.0" (152.4mm)	SMA Male/SMA Male	CA-085FSMSM006	53.29	50.09	46.90	CALL
		12.0" (304.8mm)	SMA Male/SMA Male	CA-085FSMSM012	57.42	53.97	50.53	CALL
		18.0" (457.2mm)	SMA Male/SMA Male	CA-085FSMSM018	62.13	58.40	54.67	CALL

.141 Formable Cables

Type	Cable Dia.	Length	Connectors	Item #	1-9	10-24	25-99	100+
.141 Formable Inner Conductor: Silver plated copper covered steel Outer Conductor: Tin overcoated annealed copper wire braiding	.141" (3.6mm)	6.0" (152.4mm)	N Male/N Male	CA-141FNMNM006	58.30	54.80	51.30	CALL
		12.0" (304.8mm)	N Male/N Male	CA-141FNMNM012	61.77	58.06	54.36	CALL
		18.0" (457.2mm)	N Male/N Male	CA-141FNMNM018	63.71	59.89	56.06	CALL
		6.0" (152.4mm)	N Male/N Female	CA-141FNMNMF006	54.80	51.51	48.22	CALL
		12.0" (304.8mm)	N Male/N Female	CA-141FNMNMF012	59.12	55.57	52.03	CALL
		18.0" (457.2mm)	N Male/N Female	CA-141FNMNMF018	63.44	59.63	55.83	CALL
		6.0" (152.4mm)	N Male/SMA Male	CA-141FNMSM006	59.17	55.62	52.07	CALL
		12.0" (304.8mm)	N Male/SMA Male	CA-141FNMSM012	60.37	56.75	53.13	CALL
		18.0" (457.2mm)	N Male/SMA Male	CA-141FNMSM018	66.03	62.07	58.11	CALL
		6.0" (152.4mm)	SMA Male/SMA Male	CA-141FSMSM006	57.96	54.48	51.00	CALL
		12.0" (304.8mm)	SMA Male/SMA Male	CA-141FSMSM012	62.72	58.96	55.19	CALL
		18.0" (457.2mm)	SMA Male/SMA Male	CA-141FSMSM018	63.73	59.91	56.08	CALL



CA-6DMDM

7/16 DIN Male to 7/16 DIN Male

Type	Cable Dia.	Length	Item #	1-9	10-24	25-99	100+
400-Series Center Conductor: Copper clad aluminum Min. Bend Radius: 1.0" (25.4mm) Jacket: Polyethylene Operating Temperature: -40°C - +80°C	.405" (10.3mm)	10.0ft (3.0m)	CA-DMDMF010	105.74	97.28	88.82	CALL
		15.0ft (4.6m)	CA-DMDMF015	108.09	99.44	90.80	CALL
		25.0ft (7.6m)	CA-DMDMF025	112.02	103.06	94.10	CALL
		50.0ft (15.2m)	CA-DMDMF050	132.27	121.69	111.11	CALL
		75.0ft (22.9m)	CA-DMDMF075	152.51	140.31	128.11	CALL
		100.0ft (30.5m)	CA-DMDMF100	183.55	168.87	154.18	CALL
400UF-Series Ultra Flex Center Conductor: Stranded bare copper Min. Bend Radius: 1.0" (25.4mm) Jacket: Black Thermoplastic Elastomer Operating Temperature: -40°C - +85°C	.405" (10.3mm)	10.0ft (3.0m)	CA-DMDMH010	104.74	96.36	87.98	CALL
		15.0ft (4.6m)	CA-DMDMH015	111.21	102.31	93.42	CALL
		25.0ft (7.6m)	CA-DMDMH025	124.17	114.24	104.30	CALL
		50.0ft (15.2m)	CA-DMDMH050	156.56	144.04	131.51	CALL
		75.0ft (22.9m)	CA-DMDMH075	188.95	173.83	158.72	CALL
		100.0ft (30.5m)	CA-DMDMH100	232.14	213.57	195.00	CALL
600-Series Center Conductor: Solid copper Min. Bend Radius: 1.50" (38.1mm) Jacket: Polyethylene Operating Temperature: -40°C - +80°C	.590" (15.0mm)	10.0ft (3.0m)	CA-6DMDM010	121.47	111.75	102.03	CALL
		25.0ft (7.6m)	CA-6DMDM025	167.80	154.38	140.95	CALL
		50.0ft (15.2m)	CA-6DMDM050	197.05	181.29	165.52	CALL
		75.0ft (22.9m)	CA-6DMDM075	244.29	224.75	205.20	CALL
		100.0ft (30.5m)	CA-6DMDM100	302.32	278.13	253.95	CALL



CA-DMDFH

7/16 DIN Male/7/16 DIN Female

Type	Cable Dia.	Length	Item #	1-9	10-24	25-99	100+
400-Series Center Conductor: Copper clad aluminum Min. Bend Radius: 1.0" (25.4mm) Jacket: Polyethylene Operating Temperature: -40°C - +80°C	.405" (10.3mm)	10.0ft (3.0m)	CA-DMDFF010	105.27	96.85	88.43	CALL
		15.0ft (4.6m)	CA-DMDFF015	109.32	100.57	91.83	CALL
		25.0ft (7.6m)	CA-DMDFF025	117.42	108.03	98.63	CALL
		50.0ft (15.2m)	CA-DMDFF050	137.66	126.65	115.63	CALL
		75.0ft (22.9m)	CA-DMDFF075	157.91	145.28	132.64	CALL
		100.0ft (30.5m)	CA-DMDFF100	188.95	173.83	158.72	CALL
400UF-Series Ultra Flex Center Conductor: Stranded bare copper Min. Bend Radius: 1.0" (25.4mm) Jacket: Black Thermoplastic Elastomer Operating Temperature: -40°C - +85°C	.405" (10.3mm)	10.0ft (3.0m)	CA-DMDFH010	110.13	101.32	92.51	CALL
		15.0ft (4.6m)	CA-DMDFH015	116.60	107.27	97.94	CALL
		25.0ft (7.6m)	CA-DMDFH025	129.57	119.20	108.84	CALL
		50.0ft (15.2m)	CA-DMDFH050	163.29	150.23	137.16	CALL
		75.0ft (22.9m)	CA-DMDFH075	194.35	178.80	163.25	CALL
		100.0ft (30.5m)	CA-DMDFH100	237.54	218.54	199.53	CALL
600-Series Center Conductor: Solid copper Min. Bend Radius: 1.50" (38.1mm) Jacket: Polyethylene Operating Temperature: -40°C - +80°C	.590" (15.0mm)	10.0ft (3.0m)	CA-6DMDF010	126.87	116.72	106.57	CALL
		25.0ft (7.6m)	CA-6DMDF025	155.21	142.79	130.38	CALL
		50.0ft (15.2m)	CA-6DMDF050	210.55	193.71	176.86	CALL
		75.0ft (22.9m)	CA-6DMDF075	249.69	229.71	209.74	CALL
		100.0ft (30.5m)	CA-6DMDF100	307.72	283.10	258.48	CALL



CA-6DMNM

7/16 DIN Male/Type N Male

Type	Cable Dia.	Length	Item #	1-9	10-24	25-99	100+
400-Series Center Conductor: Copper clad aluminum Min. Bend Radius: 1.0" (25.4mm) Jacket: Polyethylene Operating Temperature: -40°C - +80°C	.405" (10.3mm)	10.0ft (3.0m)	CA-DMNMF010	92.15	84.78	77.41	CALL
		15.0ft (4.6m)	CA-DMNMF015	92.88	85.45	78.02	CALL
		25.0ft (7.6m)	CA-DMNMF025	95.83	88.16	80.50	CALL
		50.0ft (15.2m)	CA-DMNMF050	116.07	106.78	97.50	CALL
		75.0ft (22.9m)	CA-DMNMF075	141.78	130.44	119.10	CALL
		100.0ft (30.5m)	CA-DMNMF100	167.36	153.97	140.58	CALL
400UF-Series Ultra Flex Center Conductor: Stranded bare copper Min. Bend Radius: 1.0" (25.4mm) Jacket: Black Thermoplastic Elastomer Operating Temperature: -40°C - +85°C	.405" (10.3mm)	10.0ft (3.0m)	CA-DMNMH010	97.50	89.70	81.90	CALL
		15.0ft (4.6m)	CA-DMNMH015	95.01	87.41	79.81	CALL
		25.0ft (7.6m)	CA-DMNMH025	107.98	99.34	90.70	CALL
		50.0ft (15.2m)	CA-DMNMH050	140.36	129.13	117.90	CALL
		75.0ft (22.9m)	CA-DMNMH075	172.76	158.94	145.12	CALL
		100.0ft (30.5m)	CA-DMNMH100	215.95	198.67	181.40	CALL
600-Series Center Conductor: Solid copper Min. Bend Radius: 1.50" (38.1mm) Jacket: Polyethylene Operating Temperature: -40°C - +80°C	.590" (15.0mm)	10.0ft (3.0m)	CA-6DMNM010	111.87	102.92	93.97	CALL
		25.0ft (7.6m)	CA-6DMNM025	128.21	117.95	107.70	CALL
		50.0ft (15.2m)	CA-6DMNM050	175.46	161.42	147.39	CALL
		75.0ft (22.9m)	CA-6DMNM075	222.69	204.87	187.06	CALL
		100.0ft (30.5m)	CA-6DMNM100	280.73	258.27	235.81	CALL



CA-DMNFF

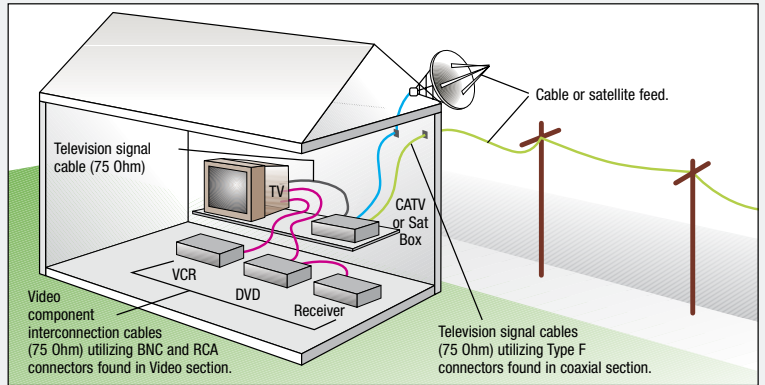
7/16 DIN Male/Type N Female

Type	Cable Dia.	Length	Item #	1-9	10-24	25-99	100+
400-Series Center Conductor: Copper clad aluminum Min. Bend Radius: 1.0" (25.4mm) Jacket: Polyethylene Operating Temperature: -40°C - +80°C	.405" (10.3mm)	10.0ft (3.0m)	CA-DMNFF010	83.68	76.99	70.29	CALL
		15.0ft (4.6m)	CA-DMNFF015	87.73	80.71	73.69	CALL
		25.0ft (7.6m)	CA-DMNFF025	95.83	88.16	80.50	CALL
		50.0ft (15.2m)	CA-DMNFF050	116.07	106.78	97.50	CALL
		75.0ft (22.9m)	CA-DMNFF075	136.32	125.41	114.51	CALL
		100.0ft (30.5m)	CA-DMNFF100	167.36	153.97	140.58	CALL
400UF-Series Ultra Flex Center Conductor: Stranded bare copper Min. Bend Radius: 1.0" (25.4mm) Jacket: Black Thermoplastic Elastomer Operating Temperature: -40°C - +85°C	.405" (10.3mm)	10.0ft (3.0m)	CA-DMNFFH010	88.53	81.45	74.37	CALL
		15.0ft (4.6m)	CA-DMNFFH015	95.01	87.41	79.81	CALL
		25.0ft (7.6m)	CA-DMNFFH025	109.74	100.96	92.18	CALL
		50.0ft (15.2m)	CA-DMNFFH050	140.36	129.13	117.90	CALL
		75.0ft (22.9m)	CA-DMNFFH075	172.76	158.94	145.12	CALL
		100.0ft (30.5m)	CA-DMNFFH100	215.95	198.67	181.40	CALL
600-Series Center Conductor: Solid copper Min. Bend Radius: 1.50" (38.1mm) Jacket: Polyethylene Operating Temperature: -40°C - +80°C	.590" (15.0mm)	10.0ft (3.0m)	CA-6DMNF010	103.88	95.57	87.26	CALL
		25.0ft (7.6m)	CA-6DMNF025	128.21	117.95	107.70	CALL
		50.0ft (15.2m)	CA-6DMNF050	175.46	161.42	147.39	CALL
		75.0ft (22.9m)	CA-6DMNF075	222.69	204.87	187.06	CALL
		100.0ft (30.5m)	CA-6DMNF100	280.73	258.27	235.81	CALL

Don't see what you are looking for? Be sure to visit L-com.com for a complete listing of all available cable assemblies, as well as our online Custom Cable Configurator and Product Wizards.


Tip When is a 75 Ohm coaxial cable used?

The primary use of a 75 Ohm cable is to transmit a video signal. One of the typical applications is television signals over cable, sometimes called signal feed cables. The most common connector used in this application is a Type F. Another application is video signals between components such as DVD players, VCRs or Receivers commonly known as audio/video (A/V) cables. In this case BNC and RCA connectors are most often found. In both of these applications RG59 with both solid center conductor (RG59B/U) and stranded center conductor (RG59A/U) as well as RG6 are often found. The cable assemblies offered in the following section cover the most common connection situations found in both applications.



Tip Distinguishing between 50 and 75 Ohm BNC connectors

BNC connectors are one of the few coaxial connectors that are available in two impedance values of 50 and 75 Ohms. You can distinguish the two types by the absence of dielectric material at the interface of the 75 Ohm version as shown.



75 Ohm Coaxial Cables

L-com offers a wide variety of 75 ohm coaxial video cable assemblies. Cable types include RG59, RG6, RG179, RG187, and our small OD Thinline cable. Connector types include BNC male and female, RCA, F, and SMB. Please see our website for our complete offering.

Inline BNC Plug to Inline BNC Plug

Type	Cable Dia.	Length	Item #	1-9	10-24	25-99	100+
RG59A/U Center Conductor: 22 AWG bare compacted copper Jacket: Black PVC Operating Temperature: -40°C - +80°C	.240" (6.1mm)	0.5ft (0.15m)	CC59A-05	14.31	13.74	13.17	CALL
		3.0ft (0.9m)	CC59A-3	14.04	13.48	12.92	CALL
		5.0ft (1.5m)	CC59A-5	13.70	13.15	12.60	CALL
		10.0ft (3.0m)	CC59A-10	16.92	16.24	15.57	CALL
		15.0ft (4.6m)	CC59A-15	19.82	19.03	18.23	CALL
		50.0ft (15.2m)	CC59A-50	41.10	39.46	37.81	CALL
		100.0ft (30.5m)	CC59A-100	71.70	68.83	65.96	CALL
RG59B/U Center Conductor: 22 AWG solid bare copper covered steel Jacket: Black PVC Operating Temperature: -40°C - +80°C	.242" (6.1mm)	0.5ft (0.15m)	CC59B-05	11.20	10.75	10.30	CALL
		3.0ft (0.9m)	CC59B-3	12.62	12.12	11.61	CALL
		5.0ft (1.5m)	CC59B-5	13.76	13.21	12.66	CALL
		10.0ft (3.0m)	CC59B-10	16.92	16.24	15.57	CALL
		15.0ft (4.6m)	CC59B-15	20.01	19.21	18.41	CALL
		25.5ft (7.6m)	CC59B-25	26.01	24.97	23.93	CALL
		50.0ft (15.2m)	CC59B-50	41.10	39.46	37.81	CALL
Thinline Center Conductor: 28 AWG stranded tinned copper wire Jacket: Black PVC Operating Temperature: -40°C - +80°C	.110" (2.8mm)	1.0ft (0.3m)	CTL1B-1	8.99	8.63	8.27	CALL
		2.5ft (0.75m)	CTL1B-2.5	10.93	10.49	10.06	CALL
		5.0ft (1.5m)	CTL1B-5	11.53	11.07	10.61	CALL
		7.5ft (2.3m)	CTL1B-7.5	12.87	12.36	11.84	CALL
		10.0ft (3.0m)	CTL1B-10	14.38	13.80	13.23	CALL
		15.0ft (4.6m)	CTL1B-15	17.53	16.83	16.13	CALL
		50.0ft (15.2m)	CTL1B-50	41.10	39.46	37.81	CALL
RG179B/U Center Conductor: 30 AWG stranded silver plated copper covered steel Jacket: Brown FEP Operating Temperature: -70°C - +200°C	.100" (2.5mm)	1.0ft (0.3m)	CC179B-1	26.78	25.71	24.64	CALL
		2.5ft (0.75m)	CC179B-2.5	29.62	28.44	27.25	CALL
		5.0ft (1.5m)	CC179B-5	34.11	32.75	31.38	CALL
		7.5ft (2.3m)	CC179B-7.5	38.83	37.28	35.72	CALL
		10.0ft (3.0m)	CC179B-10	43.54	41.80	40.06	CALL
RG6/U Center Conductor: 18 AWG solid bare copper covered steel Jacket: White Plenum Operating Temperature: -20°C - +75°C	.222" (5.6mm)	1.0ft (0.3m)	CC6PB-1	39.86	38.27	36.67	CALL
		1.5ft (0.45m)	CC6PB-1.5	37.37	35.88	34.38	CALL
		2.5ft (0.75m)	CC6PB-2.5	48.44	46.50	44.56	CALL
		5.0ft (1.5m)	CC6PB-5	51.44	49.38	47.32	CALL
		10.0ft (3.0m)	CC6PB-10	71.22	68.37	65.52	CALL
RG187/U Center Conductor: 30 AWG stranded silver plated copper covered steel Jacket: TFE Teflon tape wrap Operating Temperature: -70°C - +200°C	.110" (2.8mm)	1.0ft (0.3m)	CC187B-1	31.36	28.85	26.34	CALL
		2.5ft (0.75m)	CC187B-2.5	37.01	34.05	31.09	CALL
		5.0ft (1.5m)	CC187B-5	45.10	41.49	37.88	CALL
		10.0ft (3.0m)	CC187B-10	58.87	54.16	49.45	CALL
		15.0ft (4.6m)	CC187B-15	73.45	67.57	61.70	CALL



CC59A



CTL1B



CC179B



CC6PB

Tip What is the difference between a plug and a jack?

People often have difficulty choosing the correct gender termination on cable assemblies. Plugs are considered male gendered connectors which utilize a center pin. Jacks are considered female gendered connectors utilizing a center socket.



75 Ohm Coaxial Cables

Inline BNC Plug to Right Angle BNC Plug

Type	Cable Dia.	Length	Item #	1-9	10-24	25-99	100+
RG59A/U Center Conductor: 22 AWG bare compacted copper Jacket: Black PVC Operating Temperature: -40°C - +80°C	.240" (6.1mm)	1.0ft (0.3m)	CC59A-1HR	14.49	13.91	13.33	CALL
		2.0ft (0.6m)	CC59A-2HR	15.11	14.51	13.90	CALL
		3.0ft (0.9m)	CC59A-3HR	15.80	15.17	14.54	CALL
		4.0ft (1.2m)	CC59A-4HR	16.42	15.76	15.11	CALL
		5.0ft (1.5m)	CC59A-5HR	17.05	16.37	15.69	CALL
		10.0ft (3.0m)	CC59A-10HR	20.30	19.49	18.68	CALL
RG59B/U Center Conductor: 22 AWG solid bare copper covered steel Jacket: Black PVC Operating Temperature: -40°C - +80°C	.242" (6.1mm)	1.0ft (0.3m)	CC59B-1HR	15.49	14.87	14.25	CALL
		2.0ft (0.6m)	CC59B-2HR	16.18	15.53	14.89	CALL
		3.0ft (0.9m)	CC59B-3HR	16.86	16.19	15.51	CALL
		4.0ft (1.2m)	CC59B-4HR	17.56	16.86	16.16	CALL
		5.0ft (1.5m)	CC59B-5HR	17.06	16.38	15.70	CALL
		10.0ft (3.0m)	CC59B-10HR	20.27	19.46	18.65	CALL

Right Angle BNC Plug to Right Angle BNC Plug

Type	Cable Dia.	Length	Item #	1-9	10-24	25-99	100+
RG59B/U Center Conductor: 22 AWG solid bare copper covered steel Jacket: Black PVC Operating Temperature: -40°C - +80°C	.242" (6.1mm)	1.0ft (0.3m)	CC59B-1HR2	20.61	19.79	18.96	CALL
		2.0ft (0.6m)	CC59B-2HR2	21.30	20.45	19.60	CALL
		2.5ft (0.8m)	CC59B-2.5HR2	19.30	18.53	17.76	CALL
		3.0ft (0.9m)	CC59B-3HR2	19.58	18.80	18.01	CALL
		7.5ft (2.3m)	CC59B-7.5HR2	23.48	22.54	21.60	CALL
RG59A/U Center Conductor: 22 AWG bare compacted copper Jacket: Black PVC Operating Temperature: -40°C - +80°C	.240" (6.1mm)	1.0ft (0.3m)	CC59A-1HR2	19.30	18.53	17.76	CALL
		1.5ft (0.45m)	CC59A-1.5HR2	19.69	18.90	18.11	CALL
		2.0ft (0.6m)	CC59A-2HR2	19.99	19.19	18.39	CALL
		10.0ft (3.0m)	CC59A-10HR2	23.48	22.54	21.60	CALL

Inline BNC Plug to Inline BNC Jack

Type	Cable Dia.	Length	Item #	1-9	10-24	25-99	100+
RG59A/U Center Conductor: 22 AWG bare compacted copper Jacket: Black PVC Operating Temperature: -40°C - +80°C	.240" (6.1mm)	1.0ft (0.3m)	CC59A-MF-1	18.68	17.56	16.44	CALL
		3.0ft (0.9m)	CC59A-MF-3	19.99	18.79	17.59	CALL
		10.0ft (3.0m)	CC59A-MF-10	24.48	23.01	21.54	CALL
		25.0ft (7.6m)	CC59A-MF-25	30.37	28.55	26.73	CALL
		50.0ft (15.2m)	CC59A-MF-50	47.34	44.50	41.66	CALL
RG59B/U Center Conductor: 22 AWG solid bare copper covered steel Jacket: Black PVC Operating Temperature: -40°C - +80°C	.242" (6.1mm)	1.0ft (0.3m)	CC59B-MF-1	15.49	14.56	13.63	CALL
		3.0ft (0.9m)	CC59B-MF-3	16.75	15.74	14.74	CALL
		6.0ft (1.8m)	CC59B-MF-6	18.68	17.56	16.44	CALL
		10.0ft (3.0m)	CC59B-MF-10	20.22	19.01	17.79	CALL
		25.0ft (7.6m)	CC59B-MF-25	28.64	26.92	25.20	CALL
		50.0ft (15.2m)	CC59B-MF-50	41.82	39.31	36.80	CALL





Tip

What is the advantage of using a cable assembly with a male to female bulkhead gender combination?

Typical coaxial cable assemblies commonly found in the marketplace have male gender connectors on both ends. In applications where a cable must pass through an obstruction such as a bulkhead panel, a configuration as shown in Figure 1 is typically used.

By utilizing L-com's male to female bulkhead cable assembly you can simplify the configuration, reducing the number of separate parts needed and reduce overall signal loss by eliminating an interface connection and the signal loss of the feedthru bulkhead. Figure 2 shows this set up.



Inline RCA Plug to Inline BNC Plug

Type	Cable Dia.	Length	Item #	1-9	10-24	25-99	100+
RG59A/U Center Conductor: 22 AWG bare compacted copper Jacket: Black PVC Operating Temperature: -40°C - +80°C	.240" (6.1mm)	1.0ft (0.3m)	CC59A-RB-1	9.24	8.87	8.50	CALL
		3.0ft (0.9m)	CC59A-RB-3	12.48	11.98	11.48	CALL
		6.0ft (1.8m)	CC59A-RB-6	10.99	10.55	10.11	CALL
		9.0ft (2.7m)	CC59A-RB-9	13.28	12.75	12.22	CALL
		12.0ft (3.7m)	CC59A-RB-12	14.17	13.60	13.04	CALL
		Thinline Center Conductor: 28 AWG stranded tinned copper wire Jacket: Black PVC Operating Temperature: -40°C - +80°C	.110" (2.8mm)	1.0ft (0.3m)	CTL1RB-1	9.01	8.65
5.0ft (1.5m)	CTL1RB-5	10.07		9.67	9.26	CALL	
10.0ft (3.0m)	CTL1RB-10	13.12		12.60	12.07	CALL	
15.0ft (4.6m)	CTL1RB-15	16.42		15.76	15.11	CALL	
25.0ft (7.6m)	CTL1RB-25	22.98		22.06	21.14	CALL	

Don't see what you are looking for? Be sure to visit L-com.com for a complete listing of all available cable assemblies, as well as our online Custom Cable Configurator and Product Wizards.

75 Ohm Coaxial Cables

Inline RCA Plug to Inline RCA Plug

Type	Cable Dia.	Length	Item #	1-9	10-24	25-99	100+
RG59A/U Center Conductor: 22 AWG bare compacted copper Jacket: Black PVC Operating Temperature: -40°C - +80°C	.240" (6.1mm)	1.0ft (0.3m)	CC59A-RR-1	6.32	6.07	5.81	CALL
		3.0ft (0.9m)	CC59A-RR-3	7.71	7.40	7.09	CALL
		6.0ft (1.8m)	CC59A-RR-6	9.81	9.42	9.03	CALL
		9.0ft (2.7m)	CC59A-RR-9	11.54	11.08	10.62	CALL
		12.0ft (3.7m)	CC59A-RR-12	13.74	13.19	12.64	CALL
Thinline Center Conductor: 28 AWG stranded tinned copper wire Jacket: Black PVC Operating Temperature: -40°C - +80°C	.110" (2.8mm)	1.0ft (0.3m)	CTL1R-1	7.27	6.98	6.69	CALL
		5.0ft (1.5m)	CTL1R-5	9.86	9.47	9.07	CALL
		10.0ft (3.0m)	CTL1R-10	12.88	12.36	11.85	CALL
		15.0ft (4.6m)	CTL1R-15	16.11	15.47	14.82	CALL
		25.0ft (7.6m)	CTL1R-25	22.54	21.64	20.74	CALL



Inline Type F Plug to Inline Type F Plug

Type	Cable Dia.	Length	Item #	1-9	10-24	25-99	100+
RG6/U Quad Shielded Center Conductor: 18 AWG solid bare copper covered steel Jacket: Black PVC Operating Temperature: -40°C - +80°C	.298" (7.6mm)	3.0ft (0.9m)	CC6QF-3	26.32	24.74	23.16	CALL
		6.0ft (1.8m)	CC6QF-6	28.17	26.48	24.79	CALL
		12.0ft (3.7m)	CC6QF-12	28.67	26.95	25.23	CALL
		25.0ft (7.6m)	CC6QF-25	39.55	37.18	34.80	CALL
RG6/U Center Conductor: 18 AWG solid bare copper covered steel Jacket: Black PVC Operating Temperature: -40°C - +80°C	.270" (6.9mm)	1.0ft (0.3m)	CCF6-1	9.38	8.44	7.50	CALL
		3.0ft (0.9m)	CCF6-3	10.92	9.83	8.74	CALL
		6.0ft (1.8m)	CCF6-6	10.76	9.68	8.61	CALL
		12.0ft (3.7m)	CCF6-12	14.08	12.67	11.26	CALL
		25.0ft (7.6m)	CCF6-25	22.19	19.97	17.75	CALL
RG59A/U Center Conductor: 22 AWG bare compacted copper Jacket: Black PVC Operating Temperature: -40°C - +80°C	.110" (2.8mm)	1.0ft (0.3m)	CCF59-1	6.17	5.92	5.68	CALL
		3.0ft (0.9m)	CCF59-3	9.65	9.26	8.88	CALL
		6.0ft (1.8m)	CCF59-6	10.85	10.42	9.98	CALL
		9.0ft (2.7m)	CCF59-9	9.18	8.81	8.45	CALL
		12.0ft (3.7m)	CCF59-12	11.35	10.90	10.44	CALL
RG59B/U Center Conductor: 22 AWG solid bare copper covered steel Jacket: Black PVC Operating Temperature: -40°C - +80°C	.242" (6.1mm)	1.0ft (0.3m)	CCF59B-1	7.76	7.45	7.14	CALL
		3.0ft (0.9m)	CCF59B-3	8.78	8.43	8.08	CALL
		6.0ft (1.8m)	CCF59B-6	12.56	12.06	11.56	CALL
		9.0ft (2.7m)	CCF59B-9	11.33	10.88	10.42	CALL
		12.0ft (3.7m)	CCF59B-12	11.69	11.22	10.75	CALL
Thinline Center Conductor: 28 AWG stranded tinned copper wire Jacket: Black PVC Operating Temperature: -40°C - +80°C	.110" (2.8mm)	1.0ft (0.3m)	CTL1F-1	8.27	7.94	7.61	CALL
		5.0ft (1.5m)	CTL1F-5	12.42	11.92	11.43	CALL
		10.0ft (3.0m)	CTL1F-10	12.88	12.36	11.85	CALL
		15.0ft (4.6m)	CTL1F-15	16.11	15.47	14.82	CALL
		25.0ft (7.6m)	CTL1F-25	22.54	21.64	20.74	CALL
RG187/U Center Conductor: 30 AWG stranded silver plated copper covered steel Jacket: TFE Teflon tape wrap Operating Temperature: -70°C - +200°C	.110" (2.8mm)	1.0ft (0.3m)	CC187F-1	28.52	27.38	26.24	CALL
		7.5ft (2.3m)	CC187F-7.5	44.92	43.12	41.33	CALL



Inline Type F Plug to Inline BNC Plug

Type	Cable Dia.	Length	Item #	1-9	10-24	25-99	100+
RG59A/U Center Conductor: 22 AWG bare compacted copper Jacket: Black PVC Operating Temperature: -40°C - +80°C	.240" (6.1mm)	1.0ft (0.3m)	CC59A-BF-1	11.21	10.76	10.31	CALL
		3.0ft (0.9m)	CC59A-BF-3	13.07	12.55	12.02	CALL
		6.0ft (1.8m)	CC59A-BF-6	13.53	12.99	12.45	CALL
		9.0ft (2.7m)	CC59A-BF-9	12.24	11.75	11.26	CALL
Thinline Center Conductor: 28 AWG stranded tinned copper wire Jacket: Black PVC Operating Temperature: -40°C - +80°C	.110" (2.8mm)	5.0ft (1.5m)	CTL1FB-5	11.09	10.65	10.20	CALL
		10.0ft (3.0m)	CTL1FB-10	14.44	13.86	13.28	CALL
		15.0ft (4.6m)	CTL1FB-15	16.11	15.47	14.82	CALL
		25.0ft (7.6m)	CTL1FB-25	21.64	20.77	19.91	CALL



Tip Why is a molded strain relief superior to a heat shrink strain relief?

As shown in Figure 1, a heat shrink strain relief does offer some strain relief at the egress point where the cable exits the strain relief, reducing stress at this critical junction.



As seen in Figure 2, however, a molded strain relief provides far superior stress reduction through a more robust design. The improved adhesion between the strain relief and the cable/connector interface is achieved during the molding process. In addition, the molded strain relief design provides a more finished appearance than the heat shrink version.





Coaxial Cable Assemblies - 402SS Series Spiral Strip

L-com's 402SS series cable assemblies are produced using high quality components to create a rugged and versatile flexible interconnect option. The 402SS series coax is an excellent alternative to .141 Semi-Rigid (RG402) style cables. These assemblies offer flexibility without compromising performance and exhibits performance characteristics very similar to semi rigid coax. Precision stainless-steel connectors and heavy-duty booting extend the life of this versatile flexible cable assembly. These cables operate to 18 GHz and include several connector options including SMA, Type N, and TNC interfaces. The 402SS coax has a solid center conductor, PTFE dielectric, and a silver-plated copper braid outer shield over a silver-plated copper spiral strip inner shield. This multi-layer shield construction provides excellent insertion and shielding performance while providing increased flexibility. Custom versions of this cable assembly along with the rest of L-com's RF cable assemblies can be built and shipped same day. Other available RF cable assembly value added services include connector orientation or clocking, heat shrink booting and custom labeling. RF testing can also be performed to document the electrical performance of your cable assembly.

SMA Male to SMA Male Cable Assemblies

Item #	Description	List Price
LCCA30001-FT1	SMA Male to SMA Male Cable Using 402SS Series Coax with Heavy Duty Boot, 1.0 ft	89.85
LCCA30001-FT2	SMA Male to SMA Male Cable Using 402SS Series Coax with Heavy Duty Boot, 2.0 ft	101.22
LCCA30001-FT4	SMA Male to SMA Male Cable Using 402SS Series Coax with Heavy Duty Boot, 4.0 ft	123.94
LCCA30001-FT5	SMA Male to SMA Male Cable Using 402SS Series Coax with Heavy Duty Boot, 5.0 ft	135.30
LCCA30001-FT10	SMA Male to SMA Male Cable Using 402SS Series Coax with Heavy Duty Boot, 10.0 ft	192.10

SMA Male to SMA Female Cable Assemblies

LCCA30002-FT1	SMA Male to SMA Female Cable Using 402SS Series Coax with Heavy Duty Boot, 1.0 ft	51.68
LCCA30002-FT2	SMA Male to SMA Female Cable Using 402SS Series Coax with Heavy Duty Boot, 2.0 ft	63.05
LCCA30002-FT4	SMA Male to SMA Female Cable Using 402SS Series Coax with Heavy Duty Boot, 4.0 ft	85.77
LCCA30002-FT5	SMA Male to SMA Female Cable Using 402SS Series Coax with Heavy Duty Boot, 5.0 ft	97.13
LCCA30002-FT10	SMA Male to SMA Female Cable Using 402SS Series Coax with Heavy Duty Boot, 10.0 ft	153.93

SMA Male to SMA Male Right Angle Cable Assemblies

LCCA30003-FT1	SMA Male to SMA Male Right Angle Cable Using 402SS Series Coax with Heavy Duty Boot, 1.0 ft	164.05
LCCA30003-FT2	SMA Male to SMA Male Right Angle Cable Using 402SS Series Coax with Heavy Duty Boot, 2.0 ft	175.42
LCCA30003-FT4	SMA Male to SMA Male Right Angle Cable Using 402SS Series Coax with Heavy Duty Boot, 4.0 ft	198.14
LCCA30003-FT5	SMA Male to SMA Male Right Angle Cable Using 402SS Series Coax with Heavy Duty Boot, 5.0 ft	209.50
LCCA30003-FT10	SMA Male to SMA Male Right Angle Cable Using 402SS Series Coax with Heavy Duty Boot, 10.0 ft	266.30

SMA Male Right Angle to SMA Male Right Angle Cable Assemblies

LCCA30004-FT1	SMA Male Right Angle to SMA Male Right Angle Cable Using 402SS Series Coax with Heavy Duty Boot, 1.0 ft	182.03
LCCA30004-FT2	SMA Male Right Angle to SMA Male Right Angle Cable Using 402SS Series Coax with Heavy Duty Boot, 2.0 ft	193.40
LCCA30004-FT4	SMA Male Right Angle to SMA Male Right Angle Cable Using 402SS Series Coax with Heavy Duty Boot, 4.0 ft	216.12
LCCA30004-FT5	SMA Male Right Angle to SMA Male Right Angle Cable Using 402SS Series Coax with Heavy Duty Boot, 5.0 ft	227.48
LCCA30004-FT10	SMA Male Right Angle to SMA Male Right Angle Cable Using 402SS Series Coax with Heavy Duty Boot, 10.0 ft	284.28

N Male to SMA Male Cable Assemblies

LCCA30005-FT1	N Male to SMA Male Cable Using 402SS Series Coax with Heavy Duty Boot, 1.0 ft	74.82
LCCA30005-FT2	N Male to SMA Male Cable Using 402SS Series Coax with Heavy Duty Boot, 2.0 ft	86.19
LCCA30005-FT4	N Male to SMA Male Cable Using 402SS Series Coax with Heavy Duty Boot, 4.0 ft	108.91
LCCA30005-FT10	N Male to SMA Male Cable Using 402SS Series Coax with Heavy Duty Boot, 10.0 ft	177.07

N Male to N Male Cable Assemblies

LCCA30006-FT1	N Male to N Male Cable Using 402SS Series Coax with Heavy Duty Boot, 1.0 ft	79.23
LCCA30006-FT2	N Male to N Male Cable Using 402SS Series Coax with Heavy Duty Boot, 2.0 ft	90.60
LCCA30006-FT4	N Male to N Male Cable Using 402SS Series Coax with Heavy Duty Boot, 4.0 ft	113.32
LCCA30006-FT5	N Male to N Male Cable Using 402SS Series Coax with Heavy Duty Boot, 5.0 ft	124.68
LCCA30006-FT10	N Male to N Male Cable Using 402SS Series Coax with Heavy Duty Boot, 10.0 ft	181.48

N Female to SMA Male Cable Assemblies

LCCA30007-FT1	N Female to SMA Male Cable Using 402SS Series Coax with Heavy Duty Boot, 1.0 ft	74.90
LCCA30007-FT2	N Female to SMA Male Cable Using 402SS Series Coax with Heavy Duty Boot, 2.0 ft	86.27
LCCA30007-FT4	N Female to SMA Male Cable Using 402SS Series Coax with Heavy Duty Boot, 4.0 ft	108.99
LCCA30007-FT5	N Female to SMA Male Cable Using 402SS Series Coax with Heavy Duty Boot, 5.0 ft	120.35
LCCA30007-FT10	N Female to SMA Male Cable Using 402SS Series Coax with Heavy Duty Boot, 10.0 ft	177.15

N Male to N Female Cable Assemblies

LCCA30008-FT1	N Male to N Female Cable Using 402SS Series Coax with Heavy Duty Boot, 1.0 ft	75.51
LCCA30008-FT2	N Male to N Female Cable Using 402SS Series Coax with Heavy Duty Boot, 2.0 ft	86.88
LCCA30008-FT4	N Male to N Female Cable Using 402SS Series Coax with Heavy Duty Boot, 4.0 ft	109.60
LCCA30008-FT5	N Male to N Female Cable Using 402SS Series Coax with Heavy Duty Boot, 5.0 ft	120.96
LCCA30008-FT10	N Male to N Female Cable Using 402SS Series Coax with Heavy Duty Boot, 10.0 ft	177.76

SMA Male to N Female Bulkhead Cable Assemblies

LCCA30009-FT1	SMA Male to N Female Bulkhead Cable Using 402SS Series Coax with Heavy Duty Boot, 1.0 ft	75.09
LCCA30009-FT2	SMA Male to N Female Bulkhead Cable Using 402SS Series Coax with Heavy Duty Boot, 2.0 ft	86.46
LCCA30009-FT4	SMA Male to N Female Bulkhead Cable Using 402SS Series Coax with Heavy Duty Boot, 4.0 ft	109.18
LCCA30009-FT5	SMA Male to N Female Bulkhead Cable Using 402SS Series Coax with Heavy Duty Boot, 5.0 ft	120.54
LCCA30009-FT10	SMA Male to N Female Bulkhead Cable Using 402SS Series Coax with Heavy Duty Boot, 10.0 ft	177.34


N Male to N Female Bulkhead Cable Assemblies

LCCA30010-FT1	N Male to N Female Bulkhead Cable Using 402SS Series Coax with Heavy Duty Boot, 1.0 ft	75.68
LCCA30010-FT2	N Male to N Female Bulkhead Cable Using 402SS Series Coax with Heavy Duty Boot, 2.0 ft	87.05
LCCA30010-FT4	N Male to N Female Bulkhead Cable Using 402SS Series Coax with Heavy Duty Boot, 4.0 ft	109.77
LCCA30010-FT5	N Male to N Female Bulkhead Cable Using 402SS Series Coax with Heavy Duty Boot, 5.0 ft	121.13
LCCA30010-FT10	N Male to N Female Bulkhead Cable Using 402SS Series Coax with Heavy Duty Boot, 10.0 ft	177.93

Go to L-com.com to see additional lengths.

Tip *What are twinaxial cables?*

Twinaxial cabling, or "Twinax", is a type of cable similar to coaxial cable, but with two inner conductors instead of one. The connectors used on this type of cable also feature two separate conductors. To ensure correct orientation, these connectors are often keyed to prevent incorrect connections.



MIL-STD-1553B 78 Ohm Twinax Cable Assemblies

L-com's MIL-STD-1553B cable assemblies feature high-temperature M17/176-00002 twinax cable and TRB connectors designed for these types of bus applications. Standard lengths from 1' to 50' (0.3m to 15.2m). Custom lengths also available.

Inline TRB Plug to Inline TRB Plug

Type	Cable Dia.	Length	Item #	1-9	10-24	25-99	100+
M17/176-00002 Center Conductor: .024" (0.1cm) Dia. Min. Bend Radius: 1.50" (3.8cm) Jacket: Blue Teflon Operating Temperature: -55°C - +200°C	.129" (0.3cm)	1.0ft (0.3m)	CA-TRBP-P001	124.85	117.36	109.87	CALL
		2.0ft (0.6m)	CA-TRBP-P002	129.59	121.81	114.04	CALL
		3.0ft (0.9m)	CA-TRBP-P003	134.34	126.28	118.22	CALL
		4.0ft (1.2m)	CA-TRBP-P004	139.08	130.74	122.39	CALL
		5.0ft (1.5m)	CA-TRBP-P005	143.82	135.19	126.56	CALL
		6.0ft (1.8m)	CA-TRBP-P006	148.57	139.66	130.74	CALL
		7.0ft (2.1m)	CA-TRBP-P007	153.31	144.11	134.91	CALL
		10.0ft (3.0m)	CA-TRBP-P010	167.53	157.48	147.43	CALL
		12.0ft (3.7m)	CA-TRBP-P012	175.32	164.80	154.28	CALL
		15.0ft (4.6m)	CA-TRBP-P015	191.26	179.78	168.31	CALL
		20.0ft (6.1m)	CA-TRBP-P020	214.97	202.07	189.17	CALL
		25.0ft (7.6m)	CA-TRBP-P025	238.68	224.36	210.04	CALL
		50.0ft (15.2m)	CA-TRBP-P050	374.03	351.59	329.15	CALL



CA-TRBP-P

Inline TRB Plug to Right Angle TRB Plug


Type	Cable Dia.	Length	Item #	1-9	10-24	25-99	100+
M17/176-00002 Center Conductor: .024" (0.1cm) Dia. Min. Bend Radius: 1.50" (3.8cm) Jacket: Blue Teflon Operating Temperature: -55°C - +200°C	.129" (0.3cm)	1.0ft (0.3m)	CA-TRBP-PR001	337.23	317.00	296.76	CALL
		2.0ft (0.6m)	CA-TRBP-PR002	322.83	303.46	284.09	CALL
		3.0ft (0.9m)	CA-TRBP-PR003	327.14	307.51	287.88	CALL
		4.0ft (1.2m)	CA-TRBP-PR004	331.45	311.56	291.68	CALL
		5.0ft (1.5m)	CA-TRBP-PR005	335.75	315.60	295.46	CALL
		6.0ft (1.8m)	CA-TRBP-PR006	353.67	332.45	311.23	CALL
		7.0ft (2.1m)	CA-TRBP-PR007	344.37	323.71	303.05	CALL
		10.0ft (3.0m)	CA-TRBP-PR010	357.30	335.86	314.42	CALL
		12.0ft (3.7m)	CA-TRBP-PR012	365.91	343.96	322.00	CALL
		15.0ft (4.6m)	CA-TRBP-PR015	378.84	356.11	333.38	CALL
		20.0ft (6.1m)	CA-TRBP-PR020	400.38	376.36	352.33	CALL
		25.0ft (7.6m)	CA-TRBP-PR025	438.80	412.47	386.14	CALL
		50.0ft (15.2m)	CA-TRBP-PR050	529.62	497.84	466.07	CALL



CA-TRBP-PR

Right Angle TRB Plug to Right Angle TRB Plug

Type	Cable Dia.	Length	Item #	1-9	10-24	25-99	100+
M17/176-00002 Center Conductor: .024" (0.1cm) Dia. Min. Bend Radius: 1.50" (3.8cm) Jacket: Blue Teflon Operating Temperature: -55°C - +200°C	.129" (0.3cm)	1.0ft (0.3m)	CA-TRBPR-PR001	475.08	446.58	418.07	CALL
		2.0ft (0.6m)	CA-TRBPR-PR002	498.57	468.66	438.74	CALL
		3.0ft (0.9m)	CA-TRBPR-PR003	498.65	468.73	438.81	CALL
		4.0ft (1.2m)	CA-TRBPR-PR004	488.01	458.73	429.45	CALL
		5.0ft (1.5m)	CA-TRBPR-PR005	492.31	462.77	433.23	CALL
		6.0ft (1.8m)	CA-TRBPR-PR006	516.49	485.50	454.51	CALL
		7.0ft (2.1m)	CA-TRBPR-PR007	500.93	470.87	440.82	CALL
		10.0ft (3.0m)	CA-TRBPR-PR010	513.85	483.02	452.19	CALL
		12.0ft (3.7m)	CA-TRBPR-PR012	522.47	491.12	459.77	CALL
		15.0ft (4.6m)	CA-TRBPR-PR015	535.40	503.28	471.15	CALL
		20.0ft (6.1m)	CA-TRBPR-PR020	556.94	523.52	490.11	CALL
		25.0ft (7.6m)	CA-TRBPR-PR025	578.48	543.77	509.06	CALL
		50.0ft (15.2m)	CA-TRBPR-PR050	686.18	645.01	603.84	CALL



CA-TRBPR-PR



ATRBP-1553B

ATRBPR-1553B

Concentric Twinax TRB Type Connectors

TRB type connectors from Trompeter feature a center contact and an intermediate cylindrical contact. The three bayonet design can withstand severe shocks and vibrations. Typically used for MIL-STD-1533B bus applications, these full crimp connectors are available in Straight and Right Angle Plug versions.

Item #	Description	Cable	Attachment	1-9	10-24	25-99	100+
ATRBP-1553B	TRB Plug, Trompeter # PL75C-201	M17/176-00002	Crimp	30.33	27.90	25.48	CALL
ATRBP-1553B	TRB Plug, Trompeter # PLR75C-201	M17/176-00002	Crimp	161.90	148.95	136.00	CALL



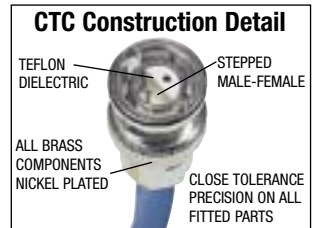
CTC Series

78 Ohm Twinaxial BNC Cables - Feature Polarized/Stepped Keyway and Crimp Design

This Twin BNC cable series accommodates the need for low level signal patching and balanced line applications. Fittings have polarized, stepped keyways that look like, but do not match traditional BNC coaxial connectors. Twin BNC connectors are constructed of machined brass with a non-tarnish nickel finish and gold plated contacts.

Twin BNC Male to Twin BNC Male

Type	Cable Dia.	Length	Item #	1-9	10-24	25-99	100+
Twinaxial Center Conductor: 20 AWG tinned copper Min. Bend Radius: 2.50" (63.5mm) Jacket: Blue PVC Operating Temperature: -20°C - +80°C	.243" (0.6cm)	1.0ft (0.3m)	CTC-1	56.94	54.66	52.38	CALL
		2.0ft (0.6m)	CTC-2	59.94	57.54	55.14	CALL
		3.0ft (0.9m)	CTC-3	62.61	60.11	57.60	CALL
		5.0ft (1.5m)	CTC-5	67.95	65.23	62.51	CALL
		7.5ft (2.3m)	CTC-7.5	73.25	70.32	67.39	CALL
		10.0ft (3.0m)	CTC-10	75.67	72.64	69.62	CALL



See all listings or use our Cable Configurator and Wizards at L-com.com.

Coaxial Interseries Adapter Selection Matrix

Use this handy chart to locate the desired interseries adapter. Simply locate the connector type and gender in the top row and repeat in the left hand column. Intersect the row and column to determine availability. Adapters shown in this matrix are listed on this and the opposite page. If a specific adapter type is not listed, please visit our website at L-com.com for the latest information or call our technical support group at 800-341-5266 for assistance. Adapters listed are generally intended for use in the RF band.

Reversed Polarity Types

INTERFACE SERIES	RP-BNC	RP-TNC PLUG	RP-TNC JACK	RP-SMA PLUG	RP-SMA JACK
N FEMALE	AXA-NFRBP	AXA-NFRTP, AXA-NFRTP2		AXA-NFRSP	AXA-NFRSJ
N MALE		AXA-NMRT	AXA-NMRTJ	AXA-NMRSP	AXA-NMRSJ
RP-TNC				AXA-RTJRSJ	AXA-RTPRSJ

INTERFACE SERIES	BNC FEMALE	BNC MALE	F FEMALE	F MALE	TNC MALE	TNC FEMALE	MINI UHF F	MINI UHF M	N MALE	N FEMALE	SMA F	SMA M	SMB J	SMB P	UHF F	UHF M	MCX P	MMCX F	NMO
BNC FEMALE			BA220	BA120, BA037	BA3001	BA70		BA883	AXA-NMBF	AXA-NFBF	BA588	BA29			BA230	BA50			
BNC MALE			BA125, BA017			BA71, BA3002	BA882		BN107	AXA-NFBM	BA38	BA28			BA60	BA270			
F FEMALE	BA220	BA125, BA017				BA127			AXA-NMFF						BA301	BA160			
F MALE	BA120, BA037				BA121										BA130				
TMC MALE	BA8016	BA8005,																	
MINI UHF FEMALE		BA882			BA881							BA582							
MINI UHF MALE	BA883					BA886				AXA-NFMUM	BA591								
MCX																			
N FEMALE	AXA-NFBF	AXA-NFBM			AXA-NFTM			AXA-NFMUM			AXA-MPSF	BA25							AXA-AMNFB
N MALE	AXA-BFNM90 AXA-NMBF	BN107	AXA-NMFF			AXA-NMTF					AXA-NMSF	AXA-NMSM							
RCA FEMALE	BA94	BA95, BA018	BA887													BA40			
RCA MALE	BA90		BA907																
SMA FEMALE	BA588	BA38			BA589	BA590		BA591	AXA-NMSF	AXA-NFSF				AXA-SMBJSF	AXA-SMBPSF	BA140	BA36	AXA-MPSF	BA3000
SMA MALE	BA29	BA28			BA579	BA580	BA582		AXA-NMSM	BA25					BA27				
SMB JACK											AXA-SMBJSF								
SMB PLUG											AXA-SMBPSF								
TNC FEMALE	BA70	BA71, BA3002	BA127					BA886	AXA-NMTF		BA590	BA580							
TNC MALE	BA3001			BA121			BA881		AXA-NFTM		BA589	BA579							
UHF FEMALE	BA230	BA60	BA301	BA130								BA27							
UHF MALE	BA50	BA270	BA160								BA36								
7/16 DIN MALE									AXA-NFDM										
7/16 DIN FEMALE																			
1.6/5.6 MALE	BA9201																		

BNC Interseries Coaxial Adapters - 50 Ohm

Item #	Description	1-9	10-24	25-99	100+
BA28	Coaxial Adapter, BNC Male/SMA Male	8.43	7.92	7.42	CALL
BA38	Coaxial Adapter, BNC Male/SMA Female	8.19	7.70	7.21	CALL
BA60	Coaxial Adapter, BNC Male/UHF Female	5.79	5.44	5.10	CALL
BA71	Coaxial Adapter, BNC Male/TNC Female	6.57	6.18	5.78	CALL
BA3002	Coaxial Adapter, BNC Male/TNC Female, Right Angle	9.50	8.93	8.36	CALL
BA29	Coaxial Adapter, BNC Female/SMA Male	8.19	7.70	7.21	CALL
BA50	Coaxial Adapter, BNC Female/UHF Male	5.79	5.44	5.10	CALL
BA70	Coaxial Adapter, BNC Female/TNC Female	6.57	6.18	5.78	CALL
BA3001	Coaxial Adapter, BNC Female/TNC Male	5.87	5.52	5.17	CALL
AXA-BFNM90	Coaxial Adapter, BNC Female/Type N Male, Right Angle	8.43	7.76	7.08	CALL

BNC Interseries Coaxial Adapters - 75 Ohm

BA017	Coaxial Adapter, BNC Male/Type F Female	5.39	5.07	4.74	CALL
BA018	Coaxial Adapter, BNC Male/RCA Female	4.02	3.78	3.54	CALL
BA037	Coaxial Adapter, BNC Female/Type F Male	5.39	5.07	4.74	CALL

SMA Interseries Coaxial Adapters - 50 Ohm

AXA-NMSM	Coaxial Adapter, SMA Male/Type N Male	7.35	6.76	6.17	CALL
BA25	Coaxial Adapter, SMA Male/Type N Female	8.28	7.78	7.29	CALL
BA27	Coaxial Adapter, SMA Male/UHF Female	10.47	9.84	9.21	CALL
BA579	Coaxial Adapter, SMA Male/TNC Male	8.43	7.92	7.42	CALL
BA580	Coaxial Adapter, SMA Male/TNC Female	8.19	7.70	7.21	CALL
BA582	Coaxial Adapter, SMA Male/Mini UHF Female	8.28	7.78	7.29	CALL
AXA-NMSF	Coaxial Adapter, SMA Female/Type N Male	5.76	5.30	4.84	CALL
AXA-NFSF	Coaxial Adapter, SMA Female/Type N Female	9.49	8.73	7.97	CALL
BA36	Coaxial Adapter, SMA Female/UHF Male	8.43	7.92	7.42	CALL
BA588	Coaxial Adapter, SMA Female/BNC Female	8.35	7.85	7.35	CALL
BA589	Coaxial Adapter, SMA Female/TNC Male	8.19	7.70	7.21	CALL
BA590	Coaxial Adapter, SMA Female/TNC Female	8.35	7.85	7.35	CALL
BA591	Coaxial Adapter, SMA Female/Mini UHF Male	8.43	7.92	7.42	CALL
AXA-MPSF	Coaxial Adapter, SMA Female/MCX Plug	8.43	7.76	7.08	CALL
BA3000	Coaxial Adapter, SMA Female/MMCX Female	8.66	8.14	7.62	CALL

SMB Interseries Coaxial Adapters - 50 Ohm

AXA-SMBJSF	Coaxial Adapter, SMB Jack/SMA Female	6.95	6.39	5.84	CALL
AXA-SMBPSF	Coaxial Adapter, SMB Plug/SMA Female	8.40	7.73	7.06	CALL



FME to BNC Interseries Coaxial Adapters - 50 and 75 Ohm - Useful in Cellular Applications

Many cellular communication devices utilize the FME connector on coaxial antenna lines. L-com offers a selection of highest quality components utilizing machined brass with nickel plated surfaces and gold plated pins.

Item #	Description	1-9	10-24	25-99	100+
BA8016	Coaxial Adapter, FME Male/BNC Female, 50 Ohm	6.80	6.39	5.98	CALL
BA8005	Coaxial Adapter, FME Male/BNC Male, 75 Ohm	5.39	5.07	4.74	CALL

1.6/5.6 to BNC Interseries Coaxial Adapters - 50 Ohm - For Conversion to the European Standard

These machined adapters are great for converting standard BNC terminations to 1.6/5.6 terminations which are common in other areas of the world.

BA9201	Coaxial Adapter, BNC Female/1.6/5.6 Male Adapter	14.38	13.52	12.65	CALL
--------	--	-------	-------	-------	------

Type F Interseries Coaxial Adapters - 50 Ohm

BA120	Coaxial Adapter, Type F Male/BNC Female	3.99	3.75	3.51	CALL
BA121	Coaxial Adapter, Type F Male/TNC Male	4.48	4.21	3.94	CALL
BA125	Coaxial Adapter, Type F Female/BNC Male	3.77	3.54	3.32	CALL
BA127	Coaxial Adapter, Type F Female/TNC Female	2.92	2.74	2.57	CALL
BA220	Coaxial Adapter, Type F Female/BNC Female	3.09	2.90	2.72	CALL

RCA Interseries Coaxial Adapters - 50 and 75 Ohm

BA90	Coaxial Adapter, RCA Male/BNC Female, 50 Ohm	4.44	4.17	3.91	CALL
BA94	Coaxial Adapter, RCA Female/BNC Female, 50 Ohm	4.44	4.17	3.91	CALL
BA95	Coaxial Adapter, RCA Female/BNC Male, 50 Ohm	4.44	4.17	3.91	CALL
BA887	Coaxial Adapter, RCA Female/Type F Female, 50 Ohm	3.05	2.87	2.68	CALL
BA907	Coaxial Adapter, RCA Male/Type F Female, 75 Ohm	2.86	2.69	2.52	CALL

Type N Interseries Coaxial Adapters - 50 Ohm

BN107	Coaxial Adapter, Type N Male/BNC Male	10.47	9.84	9.21	CALL
AXA-NMBF	Coaxial Adapter, Type N Male/BNC Female	5.06	4.66	4.25	CALL
AXA-NMSM	Coaxial Adapter, Type N Male/SMA Male	7.35	6.76	6.17	CALL
AXA-NMTF	Coaxial Adapter, Type N Male/TNC Female	5.87	5.40	4.93	CALL
AXA-NMFF	Coaxial Adapter, Type N Male/Type F Female	5.70	5.24	4.79	CALL
AXA-NMRSJ	Coaxial Adapter, Type N Male/RP-SMA Jack	7.14	6.57	6.00	CALL
AXA-NMRSP	Coaxial Adapter, Type N Male/RP-SMA Plug	7.34	6.75	6.17	CALL
AXA-NMRTJ	Coaxial Adapter, Type N Male/RP-TNC Jack	7.57	6.96	6.36	CALL
AXA-NMRTPL	Coaxial Adapter, Type N Male/RP-TNC Plug	7.09	6.52	5.96	CALL
AXA-NFBF	Coaxial Adapter, Type N Female/BNC Female	5.41	4.98	4.54	CALL
AXA-NFBM	Coaxial Adapter, Type N Female/BNC Male	5.72	5.26	4.80	CALL
AXA-AMNFB	Coaxial Adapter, Type N Female Bulkhead/NMO	17.77	16.35	14.93	CALL
AXA-NFMUM	Coaxial Adapter, Type N Female/Mini-UHF Male	5.75	5.29	4.83	CALL
AXA-NFTM	Coaxial Adapter, Type N Female/TNC Male	5.76	5.30	4.84	CALL
AXA-NFRBP	Coaxial Adapter, Type N Female/RP BNC Plug	5.70	5.24	4.79	CALL
AXA-NFRSJ	Coaxial Adapter, Type N Female/RP-SMA Jack	7.27	6.69	6.11	CALL
AXA-RSJNFB	Coaxial Adapter, Type N Female Bulkhead/RP-SMA Jack	8.35	7.88	7.01	CALL
AXA-NFRSP	Coaxial Adapter, Type N Female/RP-SMA Plug	5.59	5.14	4.70	CALL
AXA-NFRTP	Coaxial Adapter, Type N Female/RP-TNC Plug	7.32	6.73	6.15	CALL
AXA-NFRTP2	Coaxial Adapter, Type N Female/RP-TNC Plug 1 Piece Design	7.34	6.75	6.17	CALL

Mini-UHF Interseries Coaxial Adapters - 50 Ohm

BA881	Coaxial Adapter, Mini-UHF Female/TNC Male	7.43	6.98	6.54	CALL
BA882	Coaxial Adapter, Mini-UHF Female/BNC Male	8.43	7.92	7.42	CALL
BA883	Coaxial Adapter, Mini-UHF Male/BNC Female	8.43	7.92	7.42	CALL
BA886	Coaxial Adapter, Mini-UHF Male/TNC Female	8.43	7.92	7.42	CALL

UHF Interseries Coaxial Adapters - 50 Ohm



BA40	Coaxial Adapter, UHF Male/RCA Female	3.92	3.68	3.45	CALL
BA130	Coaxial Adapter, UHF Female/Type F Male	4.36	4.10	3.84	CALL
BA140	Coaxial Adapter, UHF Female/RCA Male	4.44	4.17	3.91	CALL
BA160	Coaxial Adapter, UHF Male/Type F Female	5.58	5.25	4.91	CALL
BA230	Coaxial Adapter, UHF Female/BNC Female	5.61	5.27	4.94	CALL
BA270	Coaxial Adapter, UHF Male/BNC Male	5.70	5.36	5.02	CALL
BA301	Coaxial Adapter, UHF Female/Type F Female	4.40	4.14	3.87	CALL

TNC Interseries Coaxial Adapters - 50 Ohm

AXA-RTJRSP	Coaxial Adapter, RP-TNC Jack/ RP-SMA Plug	5.87	5.40	4.93	CALL
AXA-RTPRSJ	Coaxial Adapter, RP-TNC Plug/ RP-SMA Jack	5.87	5.40	4.93	CALL

7/16 DIN Interseries Coaxial Adapters - 50 Ohm

AXA-NFDM	Coaxial Adapter, 7/16 DIN Male/Type N Female	77.41	71.22	65.02	CALL
AXA-NMDF	Coaxial Adapter, 7/16 DIN Female/Type N Male	81.36	74.85	68.34	CALL



Coaxial Within Series Adapter Selection Matrix

Use this handy chart to locate the desired within series or T type adapter. Simply locate the connector type and configuration in the top row. Then find the connector type and gender in the left hand column. Intersect the row and column to determine availability. If a specific

adapter type is not listed, please visit our website at L-com.com for the latest information or call our technical support group at 800-341-5266 for assistance. Adapters listed are generally intended for use in the RF band.

INTERFACE SERIES	SAME GENDER IN SERIES				GENDER CHANGE IN SERIES			
	STRAIGHT	BULKHEAD	3 PORT TEE (F, F, F)	RIGHT ANGLE	STRAIGHT	RIGHT ANGLE	3 PORT TEE (F, M, F)	3 PORT F or Y
BNC FEMALE	BA80, BA80E, BIF-CB	BA1087, BA1089, BA1087E	BA832, BA832E			BA240	BA250, BA250E, BIF-TB1, BIF-TB2	BA840 (F), BA845 (Y)
BNC FEMALE (75 Ohms)	BA016	BA036, BA039	BA019			BA038	BA035	
BNC MALE	BA100							
F FEMALE		BA330A	BA132		BA124	BA126, BA123		
F MALE	BA122							
FME PLUG	AXA-FMEPFMEP							
FME JACK	AXA-FMEJFMEJ							
MINI UHF FEMALE	BA476					BA470		
MINI UHF MALE	BA478							
N FEMALE	AXA-NFNF	AXA-NFNFB, AXA-NFNFB2	BN133			BN121	BN126	
N MALE	AXA-NMNM			AXA-NMNM90		AXA-NMNF90		
RCA FEMALE		BA400(R, B, Y), BA400A						
SMA FEMALE	BA23	BA21	BA18			BA20	BA19	
SMA MALE	BA22, AXA-SMSM							
RP-SMA PLUG	AXA-RSPRSP							
RP-SMA JACK		AXA-RSJRSJB						
TNC FEMALE		BA2301, BA1090			BA4000			
RP-TNC PLUG	AXA-RTPRTP							
RP-TNC JACK	AXA-RTJRTJ							
UHF FEMALE	BA170	BA406Z	BA303			BA404Z		
UHF MALE	BA280							
7/16 DIN FEMALE	AXA-DFDF							
7/16 DIN MALE	AXA-DMDM							



BNC Within Series Adapters - 50 Ohm

Item #	Description	1-9	10-24	25-99	100+
BA80	Coaxial Adapter, BNC Female/Female	2.91	2.74	2.56	CALL
BA100	Coaxial Adapter, BNC Male/Male	4.40	4.14	3.87	CALL
BA240	Coaxial Adapter, BNC Female/90° Male	5.69	5.35	5.01	CALL
BA250	Coaxial T Adapter, BNC Female/Male/Female	5.92	5.56	5.21	CALL
BA832	Coaxial T Adapter, BNC Female/Female/Female	5.91	5.56	5.20	CALL
BA840	Coaxial Adapter, BNC Male/Female/Female	11.15	10.48	9.81	CALL
BA845	Coaxial Adapter, BNC Female/Male/Female	11.26	10.58	9.91	CALL
BA1087	Coaxial Adapter, BNC Bulkhead, Female/Female, Grounded	5.64	5.30	4.96	CALL
BA1089	Coaxial Adapter, BNC Bulkhead, Female/Female, Insulated Ground	7.00	6.58	6.16	CALL

Type F Interseries Coaxial Adapters - 50 Ohm

BA016	Coaxial Adapter, BNC Female/Female (Splice)	3.93	3.69	3.46	CALL
BA019	Coaxial T Adapter, BNC Female/Female/Female	6.62	6.22	5.83	CALL
BA035	Coaxial T Adapter, BNC Female/Male/Female	12.45	11.70	10.96	CALL
BA036	Coaxial Adapter, BNC Female/Female Bulkhead	6.51	6.12	5.73	CALL
BA038	Coaxial Adapter, BNC Male/90° Female	7.51	7.06	6.61	CALL
BA039	Coaxial Adapter, BNC Female/Female Bulkhead, Insulated	7.47	7.02	6.57	CALL

Economy BNC Adapters - 50 Ohm - Cast Metal Components Save on Production Costs

BA80E	Economy Coaxial Adapter, BNC Female/Female	1.95	1.83	1.72	CALL
BA250E	Economy Coaxial T Adapter, BNC Female/Male/Female	2.97	2.79	2.61	CALL
BA832E	Economy Coaxial T Adapter, BNC Female/Female/Female	4.44	4.17	3.91	CALL
BA1087E	Economy Coaxial Adapter, BNC Bulkhead Adapter, Grounded	4.40	4.14	3.87	CALL

FME Within Series Adapters - 50 Ohm

AXA-FMEJFMEJ	Coaxial Adapter, FME Jack/FME Jack	4.44	4.08	3.73	CALL
AXA-FMEPFMEP	Coaxial Adapter, FME Plug/FME Plug	4.44	4.08	3.73	CALL

SMA Within Series Adapters - 50 Ohm

L-com offers the interseries coaxial adapters to help you match any SMA terminated cable to any other. Adapters are machined nickel plated brass, contacts are gold plated.

BA18	Coaxial Adapter, SMA Female/Female/Female	8.63	8.11	7.59	CALL
BA19	Coaxial Adapter, SMA Female/Male/Female	8.35	7.85	7.35	CALL
BA20	Coaxial Adapter, SMA Female/Male, 90°	8.12	7.63	7.15	CALL
BA21	Coaxial Adapter, SMA Female/Female (Bulkhead)	8.12	7.63	7.15	CALL
BA22	Coaxial Adapter, SMA Male/Male	8.28	7.78	7.29	CALL
BA23	Coaxial Adapter, SMA Female/Female	8.19	7.70	7.21	CALL
AXA-SMSM	Coaxial Adapter, SMA Male/SMA Male Barrel Adapter	5.11	4.70	4.29	CALL
AXA-RSJRSJB	Coaxial Adapter, RP-SMA Jack/RP-SMA Jack Bulkhead Adapter	5.70	5.24	4.79	CALL
AXA-RSPRSP	Coaxial Adapter, RP-SMA Plug/RP-SMA Plug	5.92	5.45	4.97	CALL

Type F Within Series Adapters - 75 Ohm

BA122	Coaxial Adapter, Type F Male/Male	2.55	2.40	2.24	CALL
BA123	Coaxial Adapter, Type F Female/Male, Right Angle	3.00	2.82	2.64	CALL
BA124	Coaxial Adapter, Type F Male Push-on/Female	1.69	1.59	1.49	CALL
BA126	Coaxial Adapter, Type F Female/Male Push-on, 90°	2.67	2.51	2.35	CALL
BA132	Coaxial T Adapter, Type F Female/Female/Female	3.91	3.68	3.44	CALL
BA330A	Coaxial Bulkhead Adapter, Type F Female/Female, (.5/1.3cm D-Hole), Insulated	2.67	2.51	2.35	CALL

Some Connectors are sold in 10-Packs. See website for details. Adapters are sold individually.

RCA Female Feed-Thru Adapter - 75 Ohm - with Blue, Red, Yellow or White Insulators

These RCA feed-thru adapters feature color coded insulators for video and audio applications. This color coding helps avoid improper connections.

Item #	Description	1-9	10-24	25-99	100+
BA400B	Coaxial Adapter, RCA Bulkhead Female/Female, Blue Insulator	5.26	4.94	4.63	CALL
BA400R	Coaxial Adapter, RCA Bulkhead Female/Female, Red Insulator	4.98	4.68	4.38	CALL
BA400Y	Coaxial Adapter, RCA Bulkhead Female/Female, Yellow Insulator	4.98	4.68	4.38	CALL
BA400	Coaxial Adapter, RCA Bulkhead Female/Female, White Insulator	6.07	5.71	5.34	CALL
BA400A	Coaxial Adapter, RCA Bulkhead Female/Female, 0.5" (1.3cm) Circular Hole	6.03	5.67	5.31	CALL

Type N Within Series Adapters - 50 Ohm

AXA-NMNM	Coaxial Adapter, Type N Male/Male Barrel Adapter	5.76	5.30	4.84	CALL
AXA-NFNF	Coaxial Adapter, Type N Female/Female Bullet Adapter	5.76	5.30	4.84	CALL
AXA-NMNM90	Coaxial Adapter, Type N Male/Male Right Angle Adapter	8.50	7.82	7.14	CALL
AXA-NMNF90	Coaxial Adapter, Type N Male/Female Right Angle Adapter	9.09	8.36	7.64	CALL
AXA-NFNFB2	Coaxial Adapter, Type N Female/Female 1/4" (0.6cm) (Bulkhead)	5.01	4.61	4.21	CALL
AXA-NFNFB	Coaxial Adapter, Type N Female/Female 1/8" (0.3cm) (Bulkhead)	5.01	4.61	4.21	CALL
BN121	Coaxial Adapter, Type N Male/Female Right Angle Adapter	8.12	7.63	7.15	CALL
BN126	Coaxial T Adapter, Type N Female/Female/Male	10.28	9.66	9.05	CALL
BN133	Coaxial T Adapter, Type N Female/Female/Female	10.85	10.20	9.55	CALL

Mini-UHF Within Series Adapters - 50 Ohm

BA470	Coaxial Adapter, Mini-UHF Female/90° Male	16.29	15.31	14.34	CALL
BA476	Coaxial Adapter, Mini-UHF Female/Female	5.79	5.44	5.10	CALL
BA478	Coaxial Adapter, Mini-UHF Male/Male	5.79	5.44	5.10	CALL

UHF Within Series Adapters - 50 Ohm

BA170	Coaxial Adapter, UHF Female/Female	4.44	4.17	3.91	CALL
BA280	Coaxial Adapter, UHF Male/Male	5.79	5.44	5.10	CALL
BA303	Coaxial T Adapter, UHF Female/Female/Female	8.66	8.14	7.62	CALL
BA404Z	Coaxial Adapter, UHF Male/90° Female	8.66	8.14	7.62	CALL
BA406Z	Coaxial Adapter, UHF Feed-Thru Female/Female	8.66	8.14	7.62	CALL

TNC Within Series Adapters - 50 Ohm

BA2301	Coaxial Adapter, TNC Bulkhead, Female/Female, Grounded	7.21	6.78	6.34	CALL
BA1090	Coaxial Adapter, TNC Bulkhead, Female/Female, Insulated Ground	8.58	8.07	7.55	CALL
BA4000	Coaxial Adapter, TNC Male/Female	5.43	5.10	4.78	CALL
AXA-RTJRTJ	Coaxial Adapter, RP-TNC Jack to RP-TNC Jack Bullet Adapter	5.92	5.45	4.97	CALL
AXA-RTPRTP	Coaxial Adapter, RP-TNC Plug to RP-TNC Plug Barrel Adapter	4.97	4.57	4.17	CALL
AXA-RTPRTJ90	Coaxial Adapter, RP-TNC Plug to RP-TNC Jack, Right Angle	8.12	7.47	6.82	CALL

7/16 DIN Within Series Adapters - 50 Ohm

AXA-DMDM	Coaxial Adapter, 7/16 DIN Male/Male	58.69	53.99	49.30	CALL
AXA-DFDF	Coaxial Adapter, 7/16 DIN Female/Female	57.44	52.84	48.25	CALL

Insulated Coaxial Connections - 50 Ohm - Needed to Prevent Ground Loops and Noise

Data signals are particularly susceptible to both ground loop and common mode interference. Reducing the number of ground points of a coaxial wiring system reduces the number of potential ground loops and multiple noise currents.

BIF-CB	Coaxial Coupler, BNC Female/Female	4.44	4.08	3.73	CALL
BIF-TB2	Coaxial T Adapter, BNC Female/Male/Female	9.19	8.64	8.09	CALL



BNC Connector Identifiers/Insulators - Take on New Look with Color - Coded Insulated Covers

The conventional BNC crimp connector may now be modified to be fully insulated, helping eliminate ground loop problems. Our colorful slip-on insulated covers are quick to assemble and provide color coding. The hood cover is installed over the BNC movable collar; the plastic bend strain protector is slipped on over ferrule after the crimping operation. An important feature is the added support offered by the bend-protector; it helps prevent cable breakage.

Item #	Description	Color	1-9	10-24	25-99	100+
BIF-H0	Coaxial Connector Cover for BNC, Pkg/10	Black	2.84	2.61	2.39	CALL
BIF-H2	Coaxial Connector Cover for BNC, Pkg/10	Red	3.05	2.81	2.56	CALL
BIF-H5	Coaxial Connector Cover for BNC, Pkg/10	Green	3.05	2.81	2.56	CALL
BIF-H6	Coaxial Connector Cover for BNC, Pkg/10	Blue	3.05	2.81	2.56	CALL
BIF-H9	Coaxial Connector Cover for BNC, Pkg/10	White	3.05	2.81	2.56	CALL
BIF-P0-58	Coaxial Plastic Bend Protector for RG58, Pkg/10	Black	3.60	3.31	3.02	CALL
BIF-P2-58	Coaxial Plastic Bend Protector for RG58, Pkg/10	Red	3.64	3.35	3.06	CALL
BIF-P5-58	Coaxial Plastic Bend Protector for RG58, Pkg/10	Green	3.64	3.35	3.06	CALL
BIF-P6-58	Coaxial Plastic Bend Protector for RG58, Pkg/10	Blue	3.64	3.35	3.06	CALL
BIF-P0-59/62	Coaxial Plastic Bend Protector for RG59/RG62, Pkg/10	Black	3.15	2.90	2.65	CALL
BIF-P2-59/62	Coaxial Plastic Bend Protector for RG59/RG62, Pkg/10	Red	3.05	2.81	2.56	CALL
BIF-P5-59/62	Coaxial Plastic Bend Protector for RG59/RG62, Pkg/10	Green	2.35	2.16	1.97	CALL
BIF-P6-59/62	Coaxial Plastic Bend Protector for RG59/RG62, Pkg/10	Blue	2.35	2.16	1.97	CALL
BIF-P9-59/62	Coaxial Plastic Bend Protector for RG59/RG62, Pkg/10	White	3.18	2.93	2.67	CALL




Some Connectors are sold in 10-Packs. See website for details. Adapters are sold individually.

Tip What is the difference between a *WITHIN SERIES* coaxial adapter and an *INTERSERIES* coaxial adapter?

A **WITHIN SERIES** coaxial adapter connects between two interfaces of the same series (i.e. SMA to SMA) in female to female, male to female or male to male configurations.

An **INTERSERIES** coaxial adapter connects between two interfaces of different series (i.e. SMA to BNC) in female to female, male to female or male to male configurations.



BAK300



BAK400



BA1200K



BA1700K

Deluxe Coaxial Adapter Kit - Immediate Assembly of 108 Adapters

Thirty component parts interchangeably screw together to form up to 108 different types of coaxial adapters, all in a matter of seconds. Disassemble them when you're through, for use next time. Truly a problem solver for those unique situations and it replaces a drawer full of adapters. Premium quality, having gold center pins and Teflon insulators for good conductivity and low loss. All components are gold plated to prevent long term oxidation. The deluxe coaxial adapter kit contains male and female: Type N, BNC, TNC, SMA, UHF and Mini-UHF types of interconnections. Mix and match to suit your immediate needs. Supplied in a handy leatherette, zippered storage case ideal for portable use.

Item #	Description	1-9	10-24	25-99	100+
BAK300	Deluxe Coaxial Adapter Kit	192.29	184.60	176.91	CALL

Premium Coaxial Adapter Kit - Assemble up to 192 Different Adapters

Forty component parts interchangeably screw together to form up to 192 different types of coaxial adapters. The secret is the special in-between fittings that allow you to assemble virtually any coaxial adapter in a matter of seconds. Mix and match to suit your needs. Disassemble them when you're through for use next time. A problem solver for those unique situations and it replaces a drawer full of adapters. Premium quality, featuring gold plated pins and Teflon insulators and gold plated overall. Kit assembles the same types as the BAK300, plus RCA-Phono and Type F. Supplied in portable black leatherette zippered storage case. No technician or third party maintenance person should be without this.

BAK400	Premium Coaxial Adapter Kit	218.49	209.75	201.01	CALL
--------	-----------------------------	--------	--------	--------	------

SMA Interseries Adapter Kit - 10 of the Most Commonly Used Adapters

The BA1200K includes 10 of the most commonly used SMA interseries adapters. This kit is a super value versus buying the parts separately and includes a free 7 compartment plastic case. Adapters included are: BA20, BA23 (2), BA28 (2), BA29 (2), BA34, BA38, BA588.

BA1200K	SMA Interseries Adapter Kit	70.16	65.95	61.74	CALL
---------	-----------------------------	-------	-------	-------	------

BNC Within Series Adapter Kit

This useful adapter kit offers a super value to buying parts separately. Kit includes various BNC adapters as well as 3 port tees and right angle configurations all stored in a multi compartment storage case. Adapters are machined and plated for corrosion resistance and long life.

BA1700K	BNC Adapter Kit	64.82	60.93	57.04	CALL
---------	-----------------	-------	-------	-------	------

BNC Interseries Assortment - Adapters to Mate SMA, UHF, RCA and Type F

A handy adapter assortment to have in the lab or workshop. How many times did you come up with a mismatch in coaxial cables and nowhere to turn to make the connection? We have the answer with our Interseries Assortment that contains eleven adapters, one each of the following: BA28, BA38, BA50, BA60, BA90, BA94, BA95, BA120, BA125, BA220 and BA230. Seven compartment carry case included.

BA1800K	BNC Interseries Adapter Assortment	57.74	54.28	50.81	CALL
---------	------------------------------------	-------	-------	-------	------

Tip What makes up the different types of connectors?

The two main components of a connector that determine the mating type (sex) are the **BODY** and the **PIN**.

Here is a Standard Polarity Plug connector:
It is made up of a **PLUG BODY** and a **MALE PIN**.
Standard polarity plug connectors can also be known as Male Connectors.

Here is a Standard Polarity Jack connector:
It is made up of a **JACK BODY** and a **FEMALE PIN**.
Standard polarity jack connectors can also be known as Female Connectors.

Here is a Reverse Polarity Plug connector:
It is made up of a **PLUG BODY** and a **FEMALE PIN**. The polarity of the pin is reversed, thus making it a Reverse Polarity Plug Connector.

Here is a Reverse Polarity Jack connector:
It is made up of a **JACK BODY** and a **MALE PIN**. Again the polarity of the pin is reversed, thus making it a Reverse Polarity Jack Connector.



Coaxial Connector Selection Matrix

Use this handy chart to locate the desired coaxial connector. Simply locate the connector type and gender in the top row. Then find the coaxial cable type in the left hand column. Intersect the row and column to determine availability. Connectors shown in this matrix are listed on pages 190 thru 193. If a specific


connector type is not listed, please visit our website at L-com.com for the latest information or call our technical support group at 800-341-5266 for assistance. Connectors listed are generally intended for use in the RF band. Assembly tools can be found on pages 198 and 199.

PLUG TYPES													
CABLE TYPE	BNC	TNC	RP-TNC	SMA	RP-SMA	SMB	QMA	TYPE N	RP-TYPE N	MCX	MMCX	TYPE F	RCA
RG6 (75 Ohm)	BAC026, BAC029 BAC032											BAC529 BAC-EX6	
RG6Q (75 Ohm)	BAC042												
RG58 (50 Ohm)	BAC836A-58, BAC10A BIF-83, BAC838-58	BAC898-58 BAC500 BAC525		BAC03, BAC03-G BAC02, BAC02-G				BAC519					
RG58 (50 Ohm) Plenum	BAC836A-58P												
RG59 (75 Ohm) Plenum	BAC028, BAC031, BAC541												
RG59/6 (75 Ohm)	BAC027, BAC027A BAC030, BAC836A-59 BAC033, BAC024 BAC706, BAC985 BAC543	BAC933-59 BAC893-59										BAC-CF559U BAC530 BAC-EX59	BAC700-59
RG142								ANM-1 J00					
RG174/188/316 (50 Ohm)	BAC836B-74 BAC546	BAC531 BAC537	BAC541	BAC03A, BAC03A-G BAC02A, BAC02A-G BAC502				BAC523 ANM-1114	ARTP-1100	BAC507 BAC508	BAC509 BAC510 ARMMP-1100		
RG179/187/CTL (75 Ohm)	BAC836B-87, BAC551												
RG213 (50 Ohm)		BAC504						BAN111, BAC506					
RG223 (50 Ohm)	BAC547	BAC534, BAC545						ANM-1 J00, BAC536					
734 (75 Ohm)	BAC-UPL220-025												
735 (75 Ohm)	BAC-UPL220-026												
1505A (75 Ohm)	BAC-UPL2000-D2B												
1506A (75 Ohm)	BAC-UPL2000-DBB												
BELDEN 9913	HPC992	HPC993						HPC994					
BELDEN 7807	HPC782	HPC783		HPC781									
PANEL MOUNT	BAC1501												
Low Loss 100 Series				ASM-1102	ARSP-1100	ASMBP-1100, ASMBP-1102		ANM-1114		AMM-1102	AMMM-1106 AMMM-1104		
Low Loss 195 Series	ABM-1700, ABM-1702	ATM-1700	ARTP-1708 ARTP-1714	ASM-1714 ASM-1710 ASM-1708	ARSP-1700 ARSP-1702 ARSP-1726 ARSP-1728		AQP-1700, AQP-1702	ANM-1700 ANM-1716	ARNP-1700			AFM-1700	
Low Loss 200 Series		ATM-1204	ARTP-1200	HPC201, HPC202	ARSP-1202			ANM-1202					
Low Loss 240 Series		ATM-1506	ARTP-1502	ASM-1504	ARSP-1504			ANM-1508, ANM-1516					
Low Loss 300 Series			ARTP-1312					ANM-1304					
Low Loss 400 Series		ATM-1402 ATM-1416 ATML-1400	ARTP-1404	HPC401, ASM-1406	ARSP-1404			HPC404, ANM-2400, ANM-1406, ANM-1416 ANM-1420, ANM-2402	ARNP-1404				
Low Loss 600 Series								ANM-2602, ANM-1610, ANM-1616					
Low Loss 900 Series			ARTP-1606					ANM-2904					

JACK TYPES											
CABLE TYPE	BNC	TNC	RP-TNC	SMA	RP-SMA	SMB	TYPE N	RP-TYPE N	QMA	FME	TYPE F
RG6 (75 Ohm)	BAC516										
RG58 (50 Ohm)	BAC515, BAC522	BAC513, BAC501 BAC518		BAC05, BAC04			BAC524				
RG58 (50 Ohm) Plenum							BAC527				
RG59/6 (75 Ohm)	BAC908-59 BAC552										BAC520
RG142	BAC548	BAC553, BAC554					BAC544				
RG174/188/316 (50 Ohm)	BAC517, BAC540	BAC514, BAC528		BAC05A, BAC06A BAC503, BAC512							
RG179/187/CTL (75 Ohm)	BAC550										
RG223 (50 Ohm)							BAC544, BAC542				
Panel Mount	BAC260, BAC1503 BAC70A			BAC16			ANF-4000				
Low Loss 100 Series			ARTJ-1100						ASMBJ-1100		
Low Loss 195 Series		ATF-3700, ATF-1700	ARTJ-1708, ARTJ-3702	ASF-3700, ASF-1708	ARSJ-3700, ARSJ-1700		ANF-3700, ANF-1700 ANF-5700	ARNJ-1700	AQJ-3700	AFMEJ-1700	
Low Loss 200 Series							ANF-1202				
Low Loss 240 Series		ATF-1506					ANF-1508				
Low Loss 300 Series							ANF-1304				
Low Loss 400 Series		ATF-1402	ARTJ-3400, ARTJ-1404		ARSJ-1404		ANF-2400, ANF-1406	ARNJ-1404			
Low Loss 600 Series			ARTJ-1606				ANF-2602, ANF-1610				
Low Loss 900 Series							ANF-2904				

Coaxial Connectors

In addition to the most popular styles, L-com also provides harder to find connectors for all your application needs. Configurations include crimp style, clamp style, bulkhead style and panel mount connectors. Each connector is precision manufactured using only the highest quality materials.



Item #	Description	Cable Type	Attachment	1-9	10-24	25-99	100+
--------	-------------	------------	------------	-----	-------	-------	------

TNC Coaxial Connectors, 50 Ohm

BAC893-58	TNC Male	RG58	Crimp	3.57	3.36	3.14	CALL
BAC525	TNC Male, Right Angle	RG58	Crimp	6.76	6.35	5.95	CALL
BAC537	TNC Male, Right Angle	RG174/RG188/RG316	Crimp	9.30	8.74	8.18	CALL
BAC545	TNC Male	RG223	Crimp	7.21	6.78	6.34	CALL
BAC531	TNC Male	RG174/RG188/RG316	Crimp	7.84	7.37	6.90	CALL
BAC504	TNC Male	RG213	Crimp	4.17	3.92	3.67	CALL
ATM-1204	TNC Male	Low Loss 200-Series	Crimp	4.58	4.21	3.85	CALL
ATM-1506	TNC Male	Low Loss 240-Series	Crimp	5.29	4.87	4.44	CALL
ATM-1402	TNC Male	Low Loss 400-Series	Crimp	5.19	4.77	4.36	CALL
ATM-1416	TNC Male, Right Angle	Low Loss 400-Series	Crimp	6.76	6.22	5.68	CALL
ATML-1400	TNC Male, Reverse Thread	Low Loss 400-Series	Crimp	4.74	4.36	3.98	CALL
BAC513	TNC Female	RG58	Crimp	3.57	3.36	3.14	CALL
BAC514	TNC Female	RG174/RG188/RG316	Crimp	3.64	3.42	3.20	CALL
BAC528	TNC Female, Bulkhead	RG174/RG188/RG316	Crimp	8.54	8.03	7.52	CALL
BAC553	TNC Female	RG142/RG223/RG400	Crimp	7.91	7.44	6.96	CALL
BAC554	TNC Female, Bulkhead	RG142/RG223/RG400	Crimp	8.92	8.38	7.85	CALL
ATF-1700	TNC Female	Low Loss 195-Series, RG58	Crimp	2.86	2.63	2.40	CALL
ATF-1506	TNC Female	Low Loss 240-Series	Crimp	4.97	4.57	4.17	CALL
ATF-1402	TNC Female	Low Loss 400-Series	Crimp	5.73	5.27	4.81	CALL
ATF-3700	TNC Female, Bulkhead	Low Loss 195-Series, RG58	Crimp	5.02	4.62	4.22	CALL
ARTP-1A10	Reverse Polarity TNC Plug	RG66	Crimp	5.06	4.66	4.25	CALL
ARTP-1100	Reverse Polarity TNC Plug	RG316/RG174/RG188	Crimp	7.15	6.58	6.01	CALL
ARTP-1708	Reverse Polarity TNC Plug	Low Loss 195-Series, RG58	Crimp	4.45	4.09	3.74	CALL
ARTP-1710	Reverse Polarity TNC Plug	Low Loss 195-Series, RG58	Solderless/Crimp	3.38	3.24	3.11	CALL
ARTP-1200	Reverse Polarity TNC Plug	Low Loss 200-Series	Crimp	4.54	4.18	3.81	CALL
ARTP-1502	Reverse Polarity TNC Plug	Low Loss 240-Series	Crimp	5.87	5.40	4.93	CALL
ARTP-1312	Reverse Polarity TNC Plug	Low Loss 300-Series	Crimp	5.93	5.46	4.98	CALL
ARTP-1404	Reverse Polarity TNC Plug	Low Loss 400-Series	Crimp	5.87	5.40	4.93	CALL
ARTP-1406	Reverse Polarity TNC Plug	Low Loss 400-Series	Solderless/Crimp	5.34	5.13	4.91	CALL
ARTP-1606	Reverse Polarity TNC Plug	Low Loss 600-Series	Crimp	7.59	6.98	6.38	CALL
BAC501	Reverse Polarity TNC Jack	RG58	Crimp	7.15	6.72	6.29	CALL
ARTJ-3702	Reverse Polarity TNC Jack, Bulkhead	Low Loss 195-Series, RG58	Crimp	4.49	4.13	3.77	CALL
ARTJ-3704	Reverse Polarity TNC Jack, Bulkhead	Low Loss 195-Series, RG58	Solderless/Crimp	5.16	4.95	4.75	CALL
ARTJ-1708	Reverse Polarity TNC Jack	Low Loss 195-Series, RG58	Crimp	4.54	4.18	3.81	CALL
ARTJ-3400	Reverse Polarity TNC Jack, Bulkhead	Low Loss 400-Series	Crimp	5.52	5.08	4.64	CALL
ARTJ-1404	Reverse Polarity TNC Jack	Low Loss 400-Series	Crimp	4.88	4.49	4.10	CALL
ARTJ-1606	Reverse Polarity TNC Jack	Low Loss 600-Series	Crimp	5.16	4.75	4.33	CALL

TNC Coaxial Connectors, 75 Ohm

BAC893-59	TNC Male	RG59	Crimp	3.41	3.21	3.00	CALL
BAC933-59	TNC Male	RG59	Twist On	5.39	5.07	4.74	CALL

SMA Coaxial Connectors, 50 Ohm

ARSP-1726	Reverse Polarity SMA Plug, Rt. Angle	Low Loss 195-Series, RG58	Solderless/Crimp	6.06	5.58	5.09	CALL
ARSP-1728	Reverse Polarity SMA Plug	Low Loss 195-Series, RG58	Solderless/Crimp	6.18	5.69	5.19	CALL
BAC03-G	SMA Male, Gold	RG58	Crimp	6.12	5.75	5.39	CALL
BAC02-G	SMA Male, Right Angle Gold	RG58	Crimp	6.12	5.75	5.39	CALL
ASM-1710	SMA Male, Right Angle	Low Loss 195-Series, RG58	Crimp	4.93	4.54	4.14	CALL
ASM-1708	SMA Male	Low Loss 195-Series, RG58	Crimp	4.88	4.49	4.10	CALL
BAC02A	SMA Male, Right Angle Nickel	RG174/RG188/RG316	Crimp	6.00	5.64	5.28	CALL
BAC03A	SMA Male, Nickel	RG174/RG188/RG316	Crimp	6.01	5.65	5.29	CALL
BAC03A-G	SMA Male, Gold	RG174/RG188/RG316	Crimp	5.93	5.57	5.22	CALL
BAC02A-G	SMA Male, Right Angle Gold	RG174/RG188/RG316	Crimp	5.56	5.23	4.89	CALL
ASM-1102	SMA Male	Low Loss 100-Series	Crimp	4.88	4.49	4.10	CALL
ASM-1504	SMA Male	Low Loss 240-Series	Crimp	4.54	4.18	3.81	CALL
ASM-1406	SMA Male	Low Loss 400-Series	Crimp	4.97	4.57	4.17	CALL
HPC401	SMA Male	Low Loss 400-Series	Crimp	13.57	13.03	12.48	CALL
BAC06A	SMA Female, Bulkhead Gold	RG174/RG188/RG316	Crimp	7.39	6.95	6.50	CALL
BAC05A	SMA Female, Nickel	RG174/RG188/RG316	Crimp	7.52	7.07	6.62	CALL
ASF-3700	SMA Female, Bulkhead	Low Loss 195-Series, RG58	Crimp	4.97	4.57	4.17	CALL
ASF-1708	SMA Female	Low Loss 195-Series, RG58	Crimp	4.97	4.57	4.17	CALL
BAC503	Reverse Polarity SMA Jack, Bulkhead	RG174/RG188/RG316	Crimp	7.15	6.72	6.29	CALL
BAC512	Reverse Polarity SMA Jack	RG174/RG188/RG316	Crimp	7.91	7.44	6.96	CALL
ARSJ-3100	Reverse Polarity SMA Jack, Bulkhead	Low Loss 100-Series	Crimp	3.85	3.54	3.23	CALL
ARSJ-3700	Reverse Polarity SMA Jack, Bulkhead	Low Loss 195-Series, RG58	Crimp	6.00	5.52	5.04	CALL
ARSJ-1700	Reverse Polarity SMA Jack	Low Loss 195-Series, RG58	Crimp	6.06	5.58	5.09	CALL
ARSJ-1404	Reverse Polarity SMA Jack	Low Loss 400-Series	Crimp	6.06	5.58	5.09	CALL
BAC502	Reverse Polarity SMA Plug	RG174/RG188/RG316	Crimp	7.15	6.72	6.29	CALL
ARSP-1100	Reverse Polarity SMA Plug	Low Loss 100-Series	Crimp	5.02	4.62	4.22	CALL
ARSP-1700	Reverse Polarity SMA Plug	Low Loss 195-Series, RG58	Crimp	6.13	5.64	5.15	CALL
ARSP-1702	Reverse Polarity SMA Plug, Rt. Angle	Low Loss 195-Series, RG58	Crimp	6.00	5.52	5.04	CALL
ARSP-1202	Reverse Polarity SMA Plug	Low Loss 200-Series	Crimp	5.02	4.62	4.22	CALL
HPC202	Reverse Polarity SMA Plug	Low Loss 200-Series	Crimp	8.92	8.56	8.21	CALL
ARSP-1504	Reverse Polarity SMA Plug	Low Loss 240-Series	Crimp	5.93	5.46	4.98	CALL
ARSP-1404	Reverse Polarity SMA Plug	Low Loss 400-Series	Crimp	7.59	6.98	6.38	CALL

Type N Coaxial Connectors, 50 Ohm

Item #	Description	Cable Type	Attachment	1-9	10-24	25-99	100+
ANM-1A18	Type N Male	RG6	Crimp	5.54	5.10	4.65	CALL
BAC536	Type N Male	RG142/RG223/RG400	Crimp	7.91	7.44	6.96	CALL
BAC523	Type N Male	RG174	Crimp	9.62	9.04	8.47	CALL
BAC506	Type N Male	RG213	Crimp	8.46	7.95	7.44	CALL
BAN111	Type N Male	RG213	Clamp	8.92	8.38	7.85	CALL
ANM-1J00	Type N Male, Right Angle	RG142/RG223/RG400	Crimp	12.06	11.34	10.61	CALL
ANM-1114	Type N Male	RG316/RG174/RG188	Crimp	4.97	4.57	4.17	CALL
ANM-1700	Type N Male	Low Loss 195-Series, RG58	Crimp	4.84	4.45	4.07	CALL
ANM-1716	Type N Male, Right Angle	Low Loss 195-Series, RG58	Crimp	5.72	5.26	4.80	CALL
ANM-1202	Type N Male	Low Loss 200-Series	Crimp	6.22	5.72	5.22	CALL
ANM-1508	Type N Male	Low Loss 240-Series	Crimp	4.88	4.49	4.10	CALL
ANM-1516	Type N Male, Right Angle	Low Loss 240-Series	Crimp	8.84	8.13	7.43	CALL
ANM-1304	Type N Male	Low Loss 300-Series	Crimp	5.02	4.62	4.22	CALL
ANM-1406	Type N Male	Low Loss 400-Series	Crimp	4.84	4.45	4.07	CALL
ANM-1416	Type N Male, Right Angle	Low Loss 400-Series	Crimp	7.03	6.47	5.91	CALL
ANM-1420	Type N Male	Low Loss 400-Series	Solderless/Crimp	5.01	4.61	4.21	CALL
ANM-2400	Type N Male	Low Loss 400-Series	Clamp	5.29	4.87	4.44	CALL
ANM-2402	Type N Male, Right Angle	Low Loss 400-Series	Clamp	11.28	10.38	9.48	CALL
ANM-2602	Type N Male	Low Loss 600-Series	Clamp	9.18	8.45	7.71	CALL
ANM-1610	Type N Male	Low Loss 600-Series	Crimp	9.07	8.34	7.62	CALL
ANM-1616	Type N Male, Right Angle	Low Loss 600-Series	Crimp	8.92	8.21	7.49	CALL
ANM-2904	Type N Male	Low Loss 900-Series	Clamp	42.37	38.98	35.59	CALL
BAC527	Type N Female	RG174/RG188/RG316	Crimp	10.32	9.70	9.08	CALL
BAC542	Type N Female, Bulkhead	RG55/RG141/RG142/RG223	Crimp	7.69	7.23	6.77	CALL
BAC544	Type N Female	RG55/RG141/RG142/RG223	Crimp	8.54	8.03	7.52	CALL
ANF-1700	Type N Female	Low Loss 195-Series, RG58	Crimp	4.97	4.57	4.17	CALL
ANF-3700	Type N Female, Bulkhead	Low Loss 195-Series, RG58	Crimp	6.71	6.17	5.64	CALL
ANF-5700	Type N Female, Panel Mount	Low Loss 195-Series, RG58	Crimp	6.65	6.12	5.59	CALL
ANF-1202	Type N Female	Low Loss 200-Series	Crimp	4.80	4.42	4.03	CALL
ANF-1508	Type N Female	Low Loss 240-Series	Crimp	4.97	4.57	4.17	CALL
ANF-1304	Type N Female	Low Loss 300-Series	Crimp	5.16	4.75	4.33	CALL
ANF-1406	Type N Female	Low Loss 400-Series	Crimp	4.88	4.49	4.10	CALL
ANF-2400	Type N Female	Low Loss 400-Series	Clamp	6.59	6.06	5.54	CALL
ANF-1610	Type N Female	Low Loss 600-Series	Crimp	11.27	10.37	9.47	CALL
ANF-2602	Type N Female	Low Loss 600-Series	Clamp	7.19	6.61	6.04	CALL
ANF-2906	Type N Female	Low Loss 900-Series	Clamp	40.01	36.81	33.61	CALL
ANF-2904	Type N Female, Times Microwave® #EZ-900-NFC-2	Low Loss 900-Series	Clamp	121.61	111.88	102.15	CALL
ARNJ-1700	Reverse Polarity Type N Jack	Low Loss 195-Series, RG58	Crimp	6.06	5.58	5.09	CALL
ARNJ-1404	Reverse Polarity Type N Jack	Low Loss 400-Series	Crimp	6.06	5.58	5.09	CALL
ARNP-1700	Reverse Polarity Type N Plug	Low Loss 195-Series, RG58	Crimp	5.80	5.34	4.87	CALL
ARNP-1404	Reverse Polarity Type N Plug	Low Loss 400-Series	Crimp	6.06	5.58	5.09	CALL

BNC Coaxial Connectors, 50 Ohm

BAC836A-58	BNC Male	RG58	Crimp	3.92	3.68	3.45	CALL
BAC836A-58P	BNC Male	RG58 Plenum	Crimp	4.93	4.63	4.34	CALL
BAC838-58	BNC Male	RG58	Twist On	6.12	5.75	5.39	CALL
BIF-83	BNC Male, Insulated	RG58	Crimp	6.13	5.76	5.39	CALL
BAC10A	BNC Male	RG58	Clamp	6.12	5.75	5.39	CALL
BAC547	BNC Male	RG142/RG223/RG400	Crimp	3.60	3.38	3.17	CALL
BAC836B-74	BNC Male	RG174/RG188/RG316	Crimp	6.63	6.23	5.83	CALL
BAC546	BNC Male, Right Angle	RG174/RG188/RG316	Crimp	6.82	6.41	6.00	CALL
ABM-1702	BNC Male, Right Angle	Low Loss 195-Series, RG58	Crimp	6.18	5.69	5.19	CALL
ABM-1704	BNC Male	Low Loss 195-Series, RG58	Solderless/Crimp	3.42	3.28	3.15	CALL
BAC515	BNC Female	RG58	Crimp	6.06	5.70	5.33	CALL
BAC522	BNC Female, Bulkhead	RG58	Crimp	7.52	7.07	6.62	CALL
BAC548	BNC Female	RG142	Crimp	6.26	5.88	5.51	CALL
BAC517	BNC Female	RG174/RG188/RG316	Crimp	6.12	5.75	5.39	CALL
BAC540	BNC Female	RG174/RG188/RG316	Crimp	7.21	6.78	6.34	CALL
ARBJ-1700	Reverse Polarity BNC Jack	Low Loss 195-Series, RG58	Crimp	4.51	4.15	3.79	CALL
ARBP-1700	Reverse Polarity BNC Plug	Low Loss 195-Series, RG58	Crimp	5.02	4.62	4.22	CALL
ARBP-1402	Reverse Polarity BNC Plug	Low Loss 400-Series	Crimp	5.79	5.33	4.86	CALL

BNC Coaxial Connectors, 75 Ohm

BAC026	BNC Male	RG6	Twist On	4.46	4.19	3.92	CALL
BAC032	BNC Male	RG6	Crimp (2 Pc)	4.40	4.14	3.87	CALL
BAC029	BNC Male	RG6	Crimp (3 Pc)	4.40	4.14	3.87	CALL
BAC042	BNC Male	RG6-Q	Crimp	3.80	3.57	3.34	CALL
BAC024	BNC Male	RG59	Twist On	4.46	4.19	3.92	CALL
BAC027	BNC Male	RG59 (23 AWG C.C.)	Crimp	4.40	4.14	3.87	CALL
BAC027A	BNC Male	RG59 (20 AWG C.C.)	Crimp	4.40	4.14	3.87	CALL
BAC028	BNC Male	RG59 Plenum	Crimp (3 Pc)	4.40	4.14	3.87	CALL
BAC030	BNC Male	RG59	Crimp (2 Pc)	4.40	4.14	3.87	CALL
BAC031	BNC Male	RG59 Plenum	Crimp (2 Pc)	4.40	4.14	3.87	CALL
BAC033	BNC Male	RG59	Solder	5.82	5.47	5.12	CALL
BAC543	BNC Male, Right Angle	RG59	Crimp	6.37	5.99	5.61	CALL
BAC706	BNC Male, Right Angle	RG59/6	Crimp	9.08	8.54	7.99	CALL
BAC836A-59	BNC Male	RG59/6	Crimp	3.72	3.50	3.27	CALL
BAC551	BNC Male, Right Angle	RG179/RG187	Crimp	7.06	6.64	6.21	CALL
BAC836B-87	BNC Male	RG187/CTL	Crimp	3.72	3.50	3.27	CALL
BAC516	BNC Female	RG6	Crimp	5.39	5.07	4.74	CALL
BAC908-59	BNC Female	RG59/6	Crimp	5.39	5.07	4.74	CALL
BAC552	BNC Female, Bulkhead	RG59	Crimp	7.87	7.40	6.93	CALL
BAC550	BNC Female, Bulkhead	RG179	Crimp	5.46	5.13	4.80	CALL




Some Connectors are sold in 10-Packs. See website for details. Adapters are sold individually.



Tip Distinguishing between 50 and 75 Ohm BNC connectors

BNC connectors are one of the few coaxial connectors that are available in two impedance values of 50 and 75 Ohms. You can distinguish the two types by the absence of dielectric material at the interface of the 75 Ohm version as shown.



Digital Grade BNC Connectors for 1505A and 1506A Cable, 75 Ohm

Item #	Description	Cable Type	Attachment	1-9	10-24	25-99	100+
BAC-UPL2000-D2B	BNC Male	1505A Coax	Crimp	9.94	9.54	9.14	CALL
BAC-UPL2000-D8B	BNC Male	1506A Plenum Coax	Crimp	14.91	14.31	13.72	CALL

Telecommunications Grade BNC Connectors for 734 and 735 Cable, 75 Ohm

BAC-UPL220-026	BNC Male	735 Coax	Crimp	13.52	12.98	12.44	CALL
----------------	----------	----------	-------	-------	-------	-------	------

Twin BNC Connector - Bayonet Style Coupling Polarized Contacts

BAC928	Twin BNC	Twinaxial	Clamp	10.44	9.81	9.19	CALL
--------	----------	-----------	-------	-------	------	------	------

BNC, TNC and Type N - Belden 9913 Cable

Belden 9913 style cable is an RG8/U type cable with low loss performance characteristics. This cable utilizes a semi-solid polyethylene as an insulator along with a solid 10 AWG center conductor to achieve this performance enhancement.

HPC992	BNC Plug	9913	Crimp	15.67	15.04	14.42	CALL
HPC993	TNC Plug	9913	Crimp	14.77	14.18	13.59	CALL
HPC994	Type N Plug	9913	Crimp	15.67	15.04	14.42	CALL

SMA, BNC and TNC - Belden 7807 Cable

Belden 7807 cable is an RG58 type cable with low loss performance characteristics. This cable utilizes a gas injected foam HDPE as an insulator along with a solid 17 AWG center conductor to achieve this performance enhancement.

HPC781	SMA Plug	7807	Crimp	15.09	14.49	13.88	CALL
HPC782	BNC Plug	7807	Crimp	12.14	11.65	11.17	CALL
HPC783	TNC Plug	7807	Crimp	11.46	11.00	10.54	CALL

Panel Mount Receptacle Connectors

These series of connectors are intended for panel mounting with discrete receptacle terminations. Offered in BNC, RCA, SMA and Type N interfaces with various mounting configurations.

BAC1501	BNC Male Bulkhead	N/A		4.25	3.99	3.74	CALL
BAC1503	BNC Female Bulkhead	N/A		4.19	3.94	3.69	CALL
BAC70A	BNC Female Bulkhead	N/A		4.07	3.83	3.58	CALL
BAC260	BNC Female, 4 Hole Flange	N/A		4.29	4.03	3.78	CALL
BAC930	Twin BNC Female Bulkhead	N/A		8.39	7.89	7.38	CALL
BAC440	RCA Female Insulated Bulkhead	N/A		5.62	5.28	4.95	CALL
ANF-4000	Type N Female, 4 Hole Flange	N/A		6.16	5.67	5.17	CALL
BAC16	SMA Female Bulkhead	N/A		7.15	6.72	6.29	CALL
ARSJ-4000	Reverse Polarity SMA Jack	1" (2.5cm) Flange for PCB		7.14	6.57	6.00	CALL

Type F Coaxial Connectors, 75 Ohm

BAC529	Type F Male, Indoor/Outdoor	RG6	Crimp	2.16	2.03	1.90	CALL
BAC-EX6	Type F Male	RG6	Compression	3.82	3.59	3.36	CALL
BAC-CFS59U	Type F Male, Indoor	RG59	Crimp	1.37	1.29	1.21	CALL
BAC530	Type F Male, Indoor/Outdoor	RG59	Crimp	2.94	2.76	2.59	CALL
BAC-EX59	Type F Male	RG59	Compression	2.06	1.94	1.81	CALL
AFM-1700	Type F Male	Low Loss 195-Series, RG58	Crimp	4.54	4.18	3.81	CALL
BAC520	Type F Female	RG59	Crimp	4.51	4.24	3.97	CALL

RCA Coaxial Connector - Push-on Coupling for 75 Ohm Coaxial Cable

The RCA connector is the most commonly used connector type found on consumer electronics for both composite and component video as well as audio in some cases.

BAC700-59	RCA Male	Push-On RG59	Crimp	1.42	1.33	1.25	CALL
-----------	----------	--------------	-------	------	------	------	------

TS-9 Coaxial Connector, 50 Ohm

ATS9P-1100	TS-9 Plug	Low Loss 100-Series RG174/RG188/RG316	Crimp	8.48	7.80	7.12	CALL
------------	-----------	--	-------	------	------	------	------

MCX Coaxial Connectors, 50 Ohm

This subminiature coaxial connector is widely used in GPS and wireless infrastructure applications. Offered in both straight and right angle configurations with crimp style attachment.

BAC507	MCX Plug	RG174/RG188/RG316	Crimp	6.82	6.41	6.00	CALL
BAC508	MCX Plug, Right Angle	RG174/RG188/RG316	Crimp	7.14	6.71	6.28	CALL
AMM-1102	MCX Plug	Low Loss 100-Series	Crimp	4.32	3.97	3.63	CALL
BAC526	MCX Jack	RG174/RG188/RG316	Crimp	8.30	7.80	7.30	CALL

UHF Connectors, 50 Ohm

AUM-1700	UHF Male	Low Loss 195-Series, RG58	Crimp	4.29	3.95	3.60	CALL
AUM-1402	UHF Male	Low Loss 400-Series	Crimp	4.33	3.98	3.64	CALL

Some Connectors are sold in 10-Packs. See website for details. Adapters are sold individually.

MMCX Coaxial Connectors, 50 Ohm

This microminialized connector is widely used in PCB surface mount coaxial interconnect systems in applications such as wireless LAN equipment and GPS.

Item #	Description	Cable Type	Attachment	1-9	10-24	25-99	100+
BAC509	MMCX Plug	RG174/RG188/RG316	Crimp	7.59	7.13	6.68	CALL
BAC510	MMCX Plug, Right Angle	RG174/RG188/RG316	Crimp	7.91	7.44	6.96	CALL
AMMM-1104	MMCX Plug, Right Angle	Low Loss 100-Series	Crimp	4.58	4.21	3.85	CALL
AMMM-1106	MMCX Plug, Straight	Low Loss 100-Series	Crimp	4.58	4.21	3.85	CALL
ARMMP-1100	MMCX Plug, Rt. Angle, Rev. Pol	Low Loss 100-Series	Crimp	5.74	5.28	4.82	CALL

MC Card Connector, 50 Ohm

AMCM-1102	MC Card Male	Low Loss 100-Series	Crimp	4.28	3.94	3.60	CALL
-----------	--------------	---------------------	-------	------	------	------	------

NMO Connector, 50 Ohm

AAM1-1700	NMO 3/4" (1.9cm) Hole	Low Loss 195-Series, RG58	Crimp	6.40	5.89	5.38	CALL
-----------	-----------------------	---------------------------	-------	------	------	------	------

QMA Connector, 50 Ohm

AQJ-3700	QMA Jack Bulkhead	Low Loss 195-Series, RG58	Crimp	10.47	9.63	8.79	CALL
AQP-1700	QMA Plug Right Angle	Low Loss 195-Series, RG58	Crimp	11.35	10.44	9.53	CALL
AQP-1702	QMA Plug	Low Loss 195-Series, RG58	Crimp	9.18	8.45	7.71	CALL

SMB Connector, 50 Ohm

ASMBP-1100	SMB Plug	Low Loss 100-Series	Crimp	5.62	5.17	4.72	CALL
ASMBP-1102	SMB Plug, Right Angle	Low Loss 100-Series	Crimp	6.60	6.07	5.54	CALL
ASMBJ-1100	SMB Jack	Low Loss 100-Series	Crimp	4.82	4.43	4.05	CALL

FME Connector, 50 Ohm

BAC8015	FME Plug	Low Loss 195-Series, RG58	Crimp	4.33	4.07	3.81	CALL
AFMEJ-1700	FME Jack	Low Loss 195-Series, RG58	Crimp	4.33	3.98	3.64	CALL

ORINOCO Compatible Connector, 50 Ohm*

AAPM-1100	AlProx Male Right Angle	Low Loss 100-Series	Crimp	5.22	4.80	4.38	CALL
-----------	-------------------------	---------------------	-------	------	------	------	------

Waverider Compatible Connector, 50 Ohm*

AWM-1700	Waverider Compatible Male	Low Loss 195-Series, RG58	Crimp	5.45	5.01	4.58	CALL
----------	---------------------------	---------------------------	-------	------	------	------	------

Shrouded SMA Connector, 50 Ohm

ASM-1714	Shrouded SMA Male Rt Angle	Low Loss 195-Series, RG58	Crimp	4.97	4.57	4.17	CALL
----------	----------------------------	---------------------------	-------	------	------	------	------

Sierra Wireless Aircard Compatible Connector, 50 Ohm*

ASNP-1100	SMA Nano-Plug	Low Loss 100-Series	Crimp	5.33	4.90	4.48	CALL
-----------	---------------	---------------------	-------	------	------	------	------


*Note: See website for additional compatibility information.




Tip *The anatomy of a coaxial connector*


The two main components of a connector that determine the mating type (sex) are the **BODY** and the **PIN**.


Here are two examples of **PLUG** bodies (aka Male).

 This is a **PLUG** body of a typical threaded type connector. Note that the threads are on the inside of the body.

 This is a **PLUG** body of a typical bayonet type connector such as a BNC. Note the coupling mechanism on the body.

And these are two examples of **JACK** bodies (aka Female).


 This is a **JACK** body of a typical threaded type connector. Note that the threads are on the outside of the body.

 This is a **JACK** body of a typical bayonet type connector such as a BNC. Note the bayonets on the body.


 This is a **MALE** pin.  This is a **FEMALE** pin.

So what makes up the different types of connectors?


Here is a Standard Polarity Plug connector:

 It is made up of a **PLUG BODY** and a **MALE PIN**. Standard polarity plug connectors can also be known as Male Connectors.


Here is a Standard Polarity Jack connector:

 It is made up of a **JACK BODY** and a **FEMALE PIN**. Standard polarity jack connectors can also be known as Female Connectors.

Here is a Reverse Polarity Plug connector:




















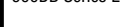
 It is made up of a **PLUG BODY** and a **FEMALE PIN**. The polarity of the pin is reversed, thus making it a Reverse Polarity Plug Connector.

Here is a Reverse Polarity Jack connector:

 It is made up of a **JACK BODY** and a **MALE PIN**. Again the polarity of the pin is reversed, thus making it a Reverse Polarity Jack Connector.

How do you select the right coaxial cable for your application?






There are a number of coaxial cable styles available today. "RG" style cables were originally designed for military applications but now are extensively used in commercial applications. Low Loss coaxial cables are designed to meet the demands of the wireless communications market. High performance with low signal loss makes them ideal for a wide array of wireless applications. The following coaxial cable selection guide is intended as a general guide to assist you in selecting the right cable for your application.

Cable Type	Impedance	Typical Application	Cable Type	Impedance	Typical Application
 RG174/U	50 Ohm	Transmission of data signals in applications such as LAN/WAN or GPS.	 RG179B/U	75 Ohm	Transmission of a video signal in applications such as security systems where high temperature performance is needed.
 RG188A/U	50 Ohm	Transmission of data signals in applications such as LAN/WAN or GPS in situations where high temperature performance is needed.	 RG187/U	75 Ohm	Transmission of a video signal in applications such as security systems where high temperature performance is needed.
 RG316/U	50 Ohm	Transmission of data signals in applications such as LAN/WAN or GPS in situations where high temperature performance is needed.	 100 Series Low Loss	50 Ohm	Drop-in Low Loss equivalent for RG316/174. Very short radio pigtails/jumper cables.
 RG58C/U	50 Ohm	Transmission of data signals in applications such as antenna feed cables or Ethernet backbones.	 195 Series Low Loss	50 Ohm	Drop-in Low Loss equivalent for RG58/142. Short antenna and jumper cables.
 RG142B/U	50 Ohm	Transmission of data signals in applications such as antenna feed cables or Ethernet backbones in situations where high temperature performance is needed.	 200 Series Low Loss	50 Ohm	Short antenna cable feeds. Applications requiring easily routed low loss cable.
 RG59A/U	75 Ohm	Transmission of a video or audio signal in applications such as security systems or CATV.	 240 Series Low Loss	50 Ohm	Medium length antenna/jumper cables.
 RG59B/U	75 Ohm	Transmission of a video or audio signal in applications such as security systems or CATV.	 400 Series Low Loss	50 Ohm	Drop-in Low Loss equivalent for RG8/9913. Medium distance antenna feed cables.
 RG6/U	75 Ohm	Transmission of a video or audio signal in applications such as security systems or CATV.	 400 Ultra Flex Series Low Loss	50 Ohm	Applications requiring maximum flexibility and repeated bending/flexing. Drop-in Low Loss equivalent for RG-8/9913.
 RG223/U	50 Ohm	Transmission of data signals in applications such as LAN/WAN or GPS in situations where low signal loss and high shielding performance is needed.	 600 Series Low Loss	50 Ohm	Medium distance base station and cell tower applications.
 RG213/U	50 Ohm	Transmission of data signals in applications such as antenna feed cables in situations where low signal loss and high operating voltage performance is needed.	 900DB Series Low Loss	50 Ohm	Outdoor/direct burial applications, jumper cable assemblies for 1-5/8" & 2-1/4" feeders, medium antenna cable feeds with no jumpers required and long distance base station and cell tower applications.

Note: Images on this page are for reference only and may not be to scale

Anatomy of a Coaxial Connector

There are a wide variety of coaxial connectors available today. These connectors are offered in numerous interface types and attachment methods. Illustrated below are some common elements and functions shared by most of these coaxial connectors.

<p>Crimp Ring</p>  <p>Attachment sleeve to cable outer conductor.</p>	<p>Coupling Body</p>  <p>Attachment mechanism to mating connector.</p>	<p>Outer Conductor</p>  <p>Outer conducting element for signal transmission.</p>	<p>Dielectric Support</p>  <p>Non-conductive spacer between center and outer conductor.</p>	<p>Center Conductor</p>  <p>Center conducting element for signal transmission.</p>
---	--	--	--	--

Building Your Own Coaxial Cable Assembly

In order to successfully build your own coaxial cable assembly, you must make the following decisions:

- 1. Select a cable type**







Many parameters come into play in making this decision from electrical performance properties such as impedance, shielding and attenuation to mechanical properties such as diameter, center conductor construction (solid vs stranded) and jacket material. A selection of the most commonly used cable is listed on pages 196 and 197.
- 2. Select a connector type**

Numerous connector interfaces exist such as BNC, TNC, SMA, F or RCA to name just a few. Each has a different application and come in both male and female versions. A selection of the most popular types is listed on pages 190-193.
- 3. Select an attachment method**




In general, there are three basic methods to attach a coaxial connector to a coaxial cable. They are crimp, clamp and twist-on. Each of these methods is illustrated below.
- 4. Select a tool**

If a crimp attachment method was selected then a crimp tool will be needed. The crimp cross reference chart on page 198 will assist you in selecting the correct tool.




Crimp Method: This is the most common connector attachment method. In this case the cable shield is crimped to the connector using the crimp ring. The connector center conductor is attached to the cable center conductor by crimp or solder.

<p>STEP 1</p>  <p>Cut cable to length and slide crimp ring onto free end.</p>	<p>STEP 2</p>  <p>Strip free end with Coaxial Cable Stripper.</p>	<p>STEP 3</p>  <p>Slide pin onto center conductor making sure base of pin meets dielectric. Crimp in place.</p>	<p>STEP 4</p>  <p>Fan braid and slide plug over pin.</p>	<p>STEP 5</p>  <p>Pull crimp sleeve over braid and ring.</p>	<p>STEP 6</p>  <p>Crimp in place.</p>
--	--	--	---	---	--

Clamp Method: The clamp method is often used for weather exposure applications or when crimp tools are not available. In this case the cable shield is clamped between the connector body and back nut. The connector center conductor is usually soldered to the cable center conductor.


<p>STEP 1</p>  <p>Cut cable and slide nut into position. Strip and flair braid.</p>	<p>STEP 2</p>  <p>Position braid clamp and crimp or solder pin.</p>	<p>STEP 3</p>  <p>Attach main body to back nut.</p>
---	---	---

Twist-On Method: This method is most often used in field applications because of it's simplicity and not needing special tools.

<p>STEP 1</p>  <p>Prepare cable with strip tool.</p>	<p>STEP 2</p>  <p>Position connector body.</p>	<p>STEP 3</p>  <p>Twist connector body onto cable.</p>
---	--	--

Crimp Tool:

When using a crimp connector, the HT330K tool kit can be a valuable item. This kit contains dies for all the commonly used crimp sizes. In addition, this kit comes complete with a cable cutter and a rotary cable stripper - helpful tools for building a cable assembly.




Plug or Jack:



A **PLUG** utilizes a center pin = MALE GENDER

A **JACK** utilizes a center socket = FEMALE GENDER


Solid or Stranded:



SOLID center conductor: best attenuation but somewhat stiff.

STRANDED center conductor: more flexible but slightly higher attenuation.

Online Video
L-com.com/Videos/A19



Low Loss Bulk Coaxial Cable

100 Series Low Loss Bulk Cable	NOMINAL ATTENUATION			Item #	Description	List
	MHz	db/100ft	db/100m			
• Center Conductor: Solid bare copper covered steel	900	22.8	74.8	CA-100-FOOT	CA-100, by the foot (0.3m)	0.55
• Shielding: Inner foil 90% coverage + tinned copper braid	1800	33.2	108.8	CA-100-R1K	CA-100, 1000ft (304.8m) reel	370.94
• Insulation: Solid polyethylene	2500	39.8	130.6	CA-100W-FOOT	White 100-Series, by the foot (0.3m)	0.84
• Jacket: PVC						
• Operating Temperature: -20°C - +60°C						

195R Series Low Loss Bulk Cable	NOMINAL ATTENUATION			Item #	Description	List
	MHz	db/100ft	db/100m			
• Center Conductor: Solid bare copper	900	11.1	36.5	CA-195R-FOOT	CA-195R, by the foot (0.3m)	0.60
• Shielding: Foil + tinned copper braid (90% coverage)	1800	16.0	52.5	CA-195R-R1K	CA-195R, 1000ft (304.8m) reel	367.37
• Insulation: Physical foam polyethylene (PTFE for Plenum Rated)	2500	19.0	62.4	CA-195RW-FOOT	White CA-195RW, by the foot (0.3m)	0.60
• Jacket: Polyvinyl Chloride (CMP Grade for Plenum Rated)	5800	29.9	98.1	CA-195RW-R1K	White CA-195RW, 1000ft (304.8m) reel	370.94
• Operating Temperature: -20°C - +60°C						

200 Series Low Loss Bulk Cable	NOMINAL ATTENUATION			Item #	Description	List
	MHz	db/100ft	db/100m			
• Center Conductor: Solid copper	900	9.9	32.6	CA-200-FOOT	CA-200, by the foot (0.3m)	0.66
• Shielding: Foil + tinned copper braid (90% coverage)	1800	14.2	46.6	CA-200-R1K	CA-200, 1000ft (304.8m) reel	373.96
• Insulation: Physical foam polyethylene	2500	16.9	55.4			
• Jacket: Polyethylene	5800	26.4	86.5			
• Operating Temperature: -40°C - +80°C						

240 Series Low Loss Bulk Cable	NOMINAL ATTENUATION			Item #	Description	List
	MHz	db/100ft	db/100m			
• Center Conductor: Solid copper	900	7.6	24.8	CA-240-FOOT	CA-240, by the foot (0.3m)	0.77
• Shielding: Foil + tinned copper braid	1800	10.9	35.6	CA-240-R500	CA-240, 500ft (152.4m) reel	272.85
• Insulation: Physical foam polyethylene	2500	12.9	45.4			
• Jacket: Polyethylene	5800	20.4	66.8			
• Operating Temperature: -40°C - +80°C						

400 and 400P Series Low Loss Bulk Cable	NOMINAL ATTENUATION			Item #	Description	List
	MHz	db/100ft	db/100m			
• Center Conductor: Copper clad aluminum	900	3.9	12.8	CA-400-FOOT	CA-400, by the foot (0.3m)	0.90
• Shielding: Foil + tinned copper braid	1800	5.7	18.6	CA-400-R500	CA-400, 500ft (152.4m) reel	394.13
• Insulation: Physical foam polyethylene	2500	6.8	22.2	CA-400-R1K	CA-400, 1000ft (304.8m) reel	654.43
• Jacket: Polyethylene (Black) Kynar for Plenum Rated (White)	5800	10.8	35.5	CA400P-FOOT	WBC-400, Plenum, by the foot (0.3m)	4.28
• Operating Temperature: -40°C - +80°C						

400 Series Ultra Flex Low Loss Cable	NOMINAL ATTENUATION			Item #	Description	List
	MHz	db/100ft	db/100m			
• Center Conductor: Stranded bare copper	900	4.7	15.4	CA-400UF-FOOT	CA-400UF, by the foot (0.3m)	1.55
• Shielding: Foil + tinned copper braid	1800	6.8	22.3	CA-400UF-R1K	CA-400UF, 1000ft (304.8m) reel	1549.17
• Insulation: Physical foam polyethylene	2500	8.1	26.6			
• Jacket: Black Thermoplastic Elastomer	5800	13.0	42.6			
• Operating Temperature: -40°C - +85°C						

600 Series Low Loss Bulk Cable	NOMINAL ATTENUATION			Item #	Description	List
	MHz	db/100ft	db/100m			
• Center Conductor: Solid copper	900	2.5	8.2	CA-600-R500	CA-600, 500ft (152.4m) reel	781.24
• Shielding: Foil + tinned copper braid	1800	3.7	12.1	CA-600-R1K	CA-600, 1000ft (304.8m) reel	1567.11
• Insulation: Physical foam polyethylene	2500	4.4	14.5			
• Jacket: Polyethylene	5800	7.3	23.8			
• Operating Temperature: -40°C - +80°C						

900DB Series Low Loss Bulk Cable	NOMINAL ATTENUATION			Item #	Description	List
	MHz	db/100ft	db/100m			
• Center Conductor: BC Tube	900	1.7	5.6	CA900DB-TW-FOOT	Direct Burial, by the foot (0.3m)	7.56
• Shielding: Aluminum tape + tinned copper braid	1800	2.5	8.2	CA900DB-TW-R1K	Direct Burial, 1000ft (304.8m) reel	5186.56
• Insulation: Foam polyethylene	2500	2.9	9.8			
• Jacket: Polyethylene	5800	4.9	16.0			
• Operating Temperature: -40°C - +85°C						

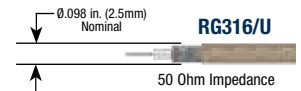
Bulk Coaxial Cable

RG174/U	NOMINAL ATTENUATION			Item #	Description	List
	MHz	db/100ft	db/100m			
• Center Conductor: 26 (7 x 34) AWG bare copper covered steel	100	8.4	27.6	RG174-100	RG174/U, 100ft (30.5m) coil	41.21
• Shielding: Tinned copper braid (90% coverage)	200	12.5	41.0	RG174-500	RG174/U, 500ft (152.4m) spool	191.66
• Insulation: Polyethylene	400	19.0	62.3	RG174-1K	RG174/U, 1,000ft (304.8m) spool	346.22
• Jacket: Black PVC	1000	34.0	111.5			
• Operating Temperature: -40°C - +75°C						

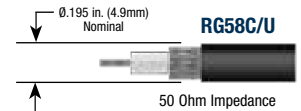
RG188A/U	NOMINAL ATTENUATION			Item #	Description	List
	MHz	db/100ft	db/100m			
• Center Conductor: 26 (7 x 34) AWG silver coated copper covered steel	100	8.3	27.2	RG188A-100	RG188A/U, 100ft (30.5m) coil	150.58
• Shielding: Silver coated copper braid (96% shield coverage)	200	12.0	39.4	RG188A-500	RG188A/U, 500ft (152.4m) spool	738.49
• Insulation: TFE Teflon	400	17.5	57.4	RG188A-1K	RG188A/U, 1,000ft (304.8m) spool	1448.28
• Jacket: White TFE taped	1000	29.0	95.1			
• Operating Temperature: -70°C - +200°C VW-1 vertical flame test compliant						
					Note: Spools may contain more than one piece.	

Bulk Coaxial Cable

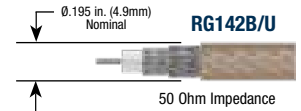
RG316/U	NOMINAL ATTENUATION			Item #	Description	List
	MHz	db/100ft	db/100m			
<ul style="list-style-type: none"> Center Conductor: 26 (7 x 34) AWG silver coated copper covered steel Shielding: Silver coated copper braid (95% shield coverage) Insulation: TFE Teflon Jacket: Brown FEP Operating Temperature: -70°C - +200°C VW-1 vertical flame test compliant 	100	8.3	27.2	RG316-100	RG316/U, 100ft (30.5m) coil	91.84
	200	12.0	39.4	RG316-500	RG316/U, 500ft (152.4m) spool	432.75
	400	17.5	57.4	RG316-1K	RG316/U, 1,000ft (304.8m) spool	795.95
	1000	29.0	95.1	Note: Spools may contain more than one piece.		




RG58C/U	NOMINAL ATTENUATION			Item #	Description	List
	MHz	db/100ft	db/100m			
<ul style="list-style-type: none"> Center Conductor: 20 (19 x 32) AWG tinned copper Shielding: Tinned copper braid (95% coverage) Insulation: Polyethylene Jacket: Black PVC Operating Temperature: -40°C - +85°C 	100	4.9	16.1	RG58C-100	RG58C/U, 100ft (30.5m) coil	48.69
	200	7.3	23.9	RG58C-500	RG58C/U, 500ft (152.4m) spool	226.55
	400	11.0	36.1	RG58C-1K	RG58C/U, 1,000ft (304.8m) spool	436.57
	1000	20.0	65.6	Note: Spools may contain more than one piece.		



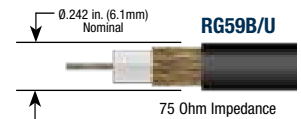
RG142B/U	NOMINAL ATTENUATION			Item #	Description	List
	MHz	db/100ft	db/100m			
<ul style="list-style-type: none"> Center Conductor: 18 AWG solid silver coated copper Shielding: 2 silver coated copper braids (96% coverage) Insulation: TFE Teflon Jacket: Brown FEP Operating Temperature: -70°C - +200°C VW-1 vertical flame test compliant 	100	3.9	12.8	RG142B-100	RG142B/U, 100ft (30.5m) coil	258.12
	200	5.6	18.4	RG142B-500	RG142B/U, 500ft (152.4m) spool	1302.71
	400	8.2	26.9	RG142B-1K	RG142B/U, 1,000ft (304.8m) spool	2394.17
	1000	13.5	44.3	Note: Spools may contain more than one piece.		




RG59A/U	NOMINAL ATTENUATION			Item #	Description	List
	MHz	db/100ft	db/100m			
<ul style="list-style-type: none"> Center Conductor: 22 (7 x 30) AWG bare copper Shielding: Bare copper braid (95% coverage) Insulation: Foam polyethylene Jacket: Black PVC Operating Temperature: -40°C - +80°C 	100	3.0	9.8	RG59A-100	RG59A/U, 100ft (30.5m) coil	34.47
	200	4.5	14.8	RG59A-500	RG59A/U, 500ft (152.4m) spool	152.58
	400	6.6	21.7	RG59A-1K	RG59A/U, 1,000ft (304.8m) spool	305.21
	1000	10.9	35.8	Note: Spools may contain more than one piece.		




RG59B/U	NOMINAL ATTENUATION			Item #	Description	List
	MHz	db/100ft	db/100m			
<ul style="list-style-type: none"> Center Conductor: 22 AWG solid bare copper covered steel Shielding: Bare copper braid (95% coverage) Insulation: Polyethylene Jacket: Black PVC Operating Temperature: -40°C - +80°C 	100	3.4	11.1	RG59B-100	RG59B/U, 100ft (30.5m) coil	36.28
	200	4.9	16.1	RG59B-500	RG59B/U, 500ft (152.4m) spool	126.34
	400	7.0	23.0	RG59B-1K	RG59B/U, 1,000ft (304.8m) spool	283.09
	1000	12.0	39.3	Note: Spools may contain more than one piece.		




RG6/U	NOMINAL ATTENUATION			Item #	Description	List
	MHz	db/100ft	db/100m			
<ul style="list-style-type: none"> Center Conductor: 18 AWG solid bare copper Shielding: Inner foil (100% coverage); Outer, copper braid (60% coverage) Insulation: Foam Polyethylene Jacket: Black PVC Operating Temperature: -40°C - +80°C 	100	2.1	6.9	RG6-100	RG6/U, 100ft (30.5m) coil	26.98
	200	3.1	10.2	RG6-500	RG6/U, 500ft (152.4m) spool	117.67
	400	4.5	14.8	RG6-1K	RG6/U, 1,000ft (304.8m) spool	259.49
	1000	7.3	23.9	Note: Spools may contain more than one piece.		



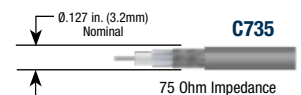
RG62A/U	NOMINAL ATTENUATION			Item #	Description	List
	MHz	db/100ft	db/100m			
<ul style="list-style-type: none"> Center Conductor: 22 AWG solid bare copper covered steel Shielding: Bare copper braid (95% coverage) Insulation: Semi-solid polyethylene Jacket: Black PVC Operating Temperature: -40°C - +80°C 	100	2.7	8.9	RG62A-100	RG62A/U, 100ft (30.5m) coil	40.12
	200	3.8	12.5	RG62A-500	RG62A/U, 500ft (152.4m) spool	179.26
	400	5.3	17.4	RG62A-1K	RG62A/U, 1,000ft (304.8m) spool	329.82
	1000	8.7	28.5	Note: Spools may contain more than one piece.		



734 Type DS3-4	NOMINAL ATTENUATION			Item #	Description	List
	MHz	db/100ft	db/100m			
<ul style="list-style-type: none"> Center Conductor: 20 AWG silver plated solid copper Shielding: Inner AL foil 100% + outer braid Insulation: Foamed polyethylene Jacketing: Polyvinyl chloride (PVC) Operating Temperature: -40°C - +75°C 	5	.55	1.8	C734-100	C734, 100ft (30.5m) coil	72.38
	10	.77	2.5	C734-500	C734, 500ft (152.4m) spool	321.86
	50	1.74	5.7	C734-1K	C734, 1,000ft (304.8m) spool	501.47
	100	2.49	8.2	Note: Spools may contain more than one piece.		



735 Type DS3-4	NOMINAL ATTENUATION			Item #	Description	List
	MHz	db/100ft	db/100m			
<ul style="list-style-type: none"> Center Conductor: 26 AWG silver plated solid copper Shielding: Inner AL foil 100% + outer braid Insulation: Foamed polyethylene Jacketing: Polyvinyl chloride (PVC) Operating Temperature: -40°C - +75°C 	5	1.10	3.6	C735-100	C735, 100ft (30.5m) coil	59.06
	10	1.53	5.0	C735-500	C735, 500ft (152.4m) spool	306.15
	50	3.47	11.4	C735-1K	C735, 1,000ft (304.8m) spool	419.80
	100	4.95	16.2	Note: Spools may contain more than one piece.		



Lengths may vary ±10% from lengths shown.

Crimp Tool Cross Reference Chart

Use this chart to find the correct ferrule and center conductor crimp size as well as the recommended economy, deluxe and deluxe kit crimp tool for each of the connector model numbers listed.

If a specific type is not listed, please visit our website at L-com.com for the latest information or call our technical support group at 800-341-5266 for assistance.

CONNECTOR P/N	CRIMP SIZE		CRIMP TOOL		
	FERRULE	CENTER COND.	ECONOMY	DELUXE	DELUXE KIT
ATF-3700	0.213	0.068	HT106D	HT301A	HT330K
BAC519	0.213	0.068	HT106D	HT301A	HT330K
BAC522	0.213	0.068	HT106D	HT301A	HT330K
ANF-1700	0.213	0.068	HT106D	HT301A	HT330K
BAC836A-58	0.213	0.068	HT106D	HT301A	HT330K
BAC836A-58P	0.213	0.068	HT106D	HT301A	HT330K
BIF-83	0.231	0.068	HT106D	HT301A	HT330K
BAC523	0.178	0.068	N/A	HT301J	HT330K
BAC526	0.178	0.068	N/A	HT301J	HT330K
BAC527	0.178	0.068	N/A	HT301J	HT330K
BAC528	0.178	0.068	N/A	HT301J	HT330K
BAC836B-74	0.178	0.068	N/A	HT301J	HT330K
BAC893-58	0.213	0.068	HT106D	HT301A	HT330K
BAC893-59	0.255	0.068	HT106D	HT301A	HT330K
BAC908-59	0.255	0.068	HT106D	HT301A	HT330K
BAC706	0.255	0.068	HT106D	HT301A	HT330K
BAC012	0.324	N/A	HT106H	HT-CRIMP04	HT330K
BAC027	0.255	0.068	HT106D	HT301A	HT330K
BAC027A	0.255	0.068	HT106D	HT301A	HT330K
BAC028	0.255	0.068	HT106D	HT301A	HT330K
BAC029	0.324	0.068	N/A	HT-CRIMP04	HT330K
BAC030	0.324	0.255	N/A	HT-CRIMP04	HT330K
BAC031	0.324	0.255	N/A	HT-CRIMP04	HT330K
BAC032	0.319	N/A	HT106H	HT301C	HT330K
BAC520	0.255	0.068	HT106D	HT301A	HT330K
BAC836A-59	0.255	0.068	HT106D	HT301A	HT330K

CONNECTOR P/N	CRIMP SIZE		CRIMP TOOL		
	FERRULE	CENTER COND.	ECONOMY	DELUXE	DELUXE KIT
BAC836B-87	0.213	0.068	HT106D	HT301A	HT330K
BAC042	0.319	N/A	HT106H	HT301C	HT330K
BAC02	0.213	N/A	HT106D	HT301A	HT330K
BAC02A	0.128	N/A	N/A	HT301J	HT330K
BAC03	0.213	0.042	N/A	HT301G	HT330K
BAC03A	0.128	0.042	N/A	HT301J	HT330K
BAC04	0.213	0.042	N/A	HT301G	HT330K
BAC05	0.213	0.042	N/A	HT301G	HT330K
BAC05A	0.128	0.042	N/A	HT301J	HT330K
BAC02-G	0.213	N/A	HT106D	HT301A	HT330K
BAC02A-G	0.128	N/A	N/A	HT301J	HT330K
BAC03-G	0.213	0.042	N/A	HT301G	HT330K
BAC03A-G	0.128	0.042	N/A	HT301J	HT330K
BAC06A	0.128	0.042	N/A	HT301J	HT330K
BAC8015	0.213	N/A	HT106D	HT301A	HT330K
BAC525	0.213	N/A	HT106D	HT301A	HT330K
BAC500	0.213	N/A	HT106D	HT301A	HT330K
BAC501	0.213	N/A	HT106D	HT301A	HT330K
BAC502	0.128	0.042	N/A	HT301J	HT330K
BAC503	0.137	N/A	N/A	HT301G	HT330K
BAC-CF559U	0.324	N/A	HT106H	HTS3162CT	N/A
BAC529	0.360	N/A	HT106H	HTS3162CT	N/A
BAC530	0.360	N/A	HT106H	HTS3162CT	N/A
BAC-EX6	Compression	N/A	N/A	HTS-EX	N/A
BAC-EX59	Compression	N/A	N/A	HTS-EX	N/A
BAC700-59	.262	N/A	HT106D	HT301A	HT330K

CONNECTOR P/N	FERRULE	CRIMP TOOL	CENTER COND.	CRIMP TOOL
BAC-UPL2000-D2B	0.255	HTS-CD3-21	0.042	HT010-0055
BAC-UPL2000-D8B	0.255	HTS-CD3-21	0.042	HT010-0055

CONNECTOR P/N	FERRULE	CRIMP TOOL	CENTER COND.	CRIMP TOOL
BAC-UPL220-025	0.255	HTS-CD3-11	0.042	HT010-0055
BAC-UPL220-026	0.178	HTS-CD3-11	0.042	HT010-0055



HT106D



HT301A



HT-CRIMP04



HT330K



HT-KIT-01

Economy Crimping Tools - Common Crimp Sizes for Connectors and Center Pins

These heavy-duty crimping tools are economically priced and easy to use. Leverage action produces an enormous force to properly crimp a perfect hex every time. An adjustable cam is added to keep the tool in full conformance with the required tolerance. Tools accept the most popular crimp connector types. HT106D hex sizes are .068", .213" and .255". HT106H hex sizes are .322" and .359".

Item #	Description	1-9	10-24	25-99	100+
HT106D	9" Lever Type Coaxial Crimp Tool (.068", .213", .255")	40.76	39.13	37.50	CALL
HT106H	9" Lever Type Coaxial Crimp Tool (.322", .359")	40.76	39.13	37.50	CALL

Deluxe Full Cycle Ratchet with Hex Crimping Tools

Your choice of seven similar crimp tools equipped with specific die sets to perform a wide variety of crimping functions to fit your needs.

HT301A	Deluxe Crimp Tool with .256", .213" and .068" Hex Die	43.17	41.44	39.72	CALL
HT301C	Deluxe Crimp Tool with .319", .256", .213" and .068" Hex Die	57.52	55.22	52.92	CALL
HT301G	Deluxe Crimp Tool with .255", .213", .137", .100", .069", .043" Hex Die	50.37	48.36	46.34	CALL
HT301J	Deluxe Crimp Tool with .178", .151", .128", .078", .068", .042" Hex Die	53.85	51.70	49.54	CALL
HT230A	Deluxe Crimp Tool with .255", .213", .187" and .068" Hex Die	52.99	50.87	48.75	CALL
HT-CRIMP02	Deluxe Crimp Tool with .028", .039", .047", .100", .128" and .151" Hex Die	37.59	36.09	34.58	CALL
HT-CRIMP03	Deluxe Crimp Tool with .100", .128" and .429" Hex Die	47.97	46.05	44.13	CALL
HT-CRIMP04	Deluxe Crimp Tool with .068", .213", .256" and .324" Hex Die	37.09	35.61	34.12	CALL
HT-CRIMP600	Deluxe Crimp Tool with .610" Hex Die	40.76	39.13	37.50	CALL

Deluxe Full Cycle Ratchet Crimp Tool Kit

Housed in rugged, high impact cases these handy deluxe ratchet crimp and strip tool kits can satisfy most coaxial crimping needs. These kits include ratchet tool, interchangeable dies, cable cutter and rotary cable stripper. See L-com.com for complete kit contents.

HT330K	Deluxe Crimp Tool Kit, for use with RG Type Cable	186.52	179.06	171.60	CALL
HT-KIT-01	Deluxe Crimp Tool Kit, for use with Low Loss and RG Type Cable	117.78	113.07	108.36	CALL

Professional Grade Crimp and Compression Tools - for Professional Grade Type F Plugs

Two new ratchet action crimp tools are now offered. Sturdily constructed from high carbon steel ensures long life expectancy. Fully machined crimp cavities ensure accurate crimps every time.

Item #	Description	1-9	10-24	25-99	100+
HTS3162CT	Hex Crimp Tool .360" and .470" Sizes	103.73	99.58	95.43	CALL
HTS-EX	Compression Connector Crimp Tool	125.02	120.02	115.02	CALL

Easy Strip RG59/6 Coaxial Cable Stripper

A must for anyone working with coaxial cabling. This tool provides a precise industry standard 1/4" (0.6cm) cable prep for RG59 and 6 in seconds. Simply compress the jaw, place the cable into the strip insert, release then spin the tool 360° and you're ready to crimp.

HTS8700ES	CATV Stripper Tool for RG59/RG6	28.90	27.74	26.59	CALL
HTS8700RB	10 Replacement Cartridges for RG59/RG6	75.81	72.78	69.75	CALL

Type F Installation Kit - Toner, Crimper, Stripper and 40 Plugs for RG59 or RG6 Coaxial Cabling

We've assembled a kit for installers and technicians who want to terminate popular Type F coaxial cabling. Each kit includes 40 professional grade Type F plugs, a cable stripping tool, a connector crimping tool and a pocket toner. There are two kits to choose from, one for RG59 and one for RG6.

TCK59F	Type F Connector Installation Kit for RG59	136.65	131.18	125.72	CALL
TCK60F	Type F Connector Installation Kit for RG6	136.65	131.18	125.72	CALL

Rotary Coaxial Cable Strippers - Adjusted to Accurately Prepare Popular Coaxials

Time saving tools to quickly and accurately cut and trim the coaxial jacket, shield and inner insulation in one easy step. Compartment holds hex key to align sensitive socket and adjust blade cut for optimum results. Available in two or three blade configurations.

AT-STRIP-02	Coax Cable Stripper, 2-Blade for 100 Series, RG8/RG11/RG213/RG214	20.36	18.73	17.10	CALL
HT302B	Coax Cable Stripper, 2-Blade for RG58/RG59/RG62	24.22	23.25	22.28	CALL
HT3021	Set of 4 Replacement Blades for HT302	8.82	8.47	8.11	CALL
HT312A	Coax Cable Stripper, 3-Blade for RG59/RG62/RG6	32.78	31.47	30.16	CALL
HT312B	Coax Cable Stripper, 3-Blade for RG58/RG59/RG62	29.61	28.43	27.24	CALL
HT312S	Coax Cable Stripper, 3-Blade for RG213/RG11/RG8	32.78	31.47	30.16	CALL
HT312X	Coax Cable Stripper, 3-Blade for 3.5 to 5mm dia.	32.73	31.42	30.11	CALL
HT3121	Set of 4 Replacement Blades for HT312	8.82	8.47	8.11	CALL

Rotary Coaxial Cable Strippers for 400/600 Series

Quickly and accurately cut and trim the coaxial jacket, shield and inner insulation in two easy steps. Just insert the un-stripped end of the coax cable into the tool, spin clockwise 4 or 5 times, then insert into other end of tool, spin clockwise 4 or 5 times again and pull off the unwanted portion.

HT-STRIP400-1	Coax Cable Stripper for 400-Series Cable	73.67	70.72	67.78	CALL
HT-STRIP600-1	Coax Cable Stripper for 600-Series Cable	80.80	77.57	74.34	CALL
HT-STRIP-B1	Replacement Blades for HT-STRIP400-1/HT-STRIP600-1	10.87	10.44	10.00	CALL

USA Made Crimping Tool Accepts Dies for Coaxial or Modular Type Terminations

The HTS2100 crimp tool accepts a variety of dies that allow it to crimp modular or coaxial terminations. This top of the line tool is more compact than competitors' models allowing easier crimping ability for people with smaller hands. Molded grips and carbon steel frame is conservatively rated at 50,000+ crimps.

HTS2100	Crimp Tool Body, accepts any HTS2100 Die Set	99.09	95.13	91.16	CALL
HTS2100-51	RG58/RG59 Die Set, use for BNC and TNC, .068, .213 and .255 hex	57.83	55.52	53.20	CALL
HTS2100-53	RG58/RG59 Die Set, use for SMA, .042 square, .213 and .255 hex	43.72	41.97	40.22	CALL
HTS2100-54	RG58/RG59 Plenum Die Set, for Plenum BNC, .042 square, .068, .190 & .213 hex	43.72	41.97	40.22	CALL
HTS2100-60	RG174 Die Set, use for BNC and SMA, .068 and .178 hex	50.72	48.69	46.66	CALL

Weatherproofing Tape

HT-TAPE01	3M® Self-Healing Weatherproofing Tape, 2" x 10' roll	35.63	34.20	32.78	CALL
HT-TAPE104	COAX-SEAL #104 Hand Moldable Plastic Weatherproofing Tape, 1/2" x 5' roll	6.02	5.78	5.54	CALL
HT-TAPE105	COAX-SEAL #105 Hand Moldable Plastic Weatherproofing Tape, (4) 1/2"x 12' rolls/box	43.36	41.63	39.89	CALL
HT-TAPE106	COAX-SEAL #106 Hand Moldable Plastic Weatherproofing Tape, (4) 1" x 12' rolls/box	56.36	54.11	51.85	CALL

Fluke Pocket Toner® NX1

Test for continuity and short circuits on coax cables in one easy step. Basic professional coaxial testing does not get any more compact and simple as PTNX1. The PTNX1 features lightweight aluminum construction, a standard AAA battery, and new dual buzzers that audibly indicate continuity at both ends of the test cable. Like all Pocket Toner® NX test tools, the PTNX1 is 100% low voltage protected so connecting it to live low voltage systems will not damage the tool. **As an authorized Fluke reseller, we can bid on RFQs for any Fluke part numbers. Contact us to request a non-obligatory quote.**

Item #	Description	List Price
PTNX1	Fluke Pocket Toner NX1	35.64

Fluke Pocket Toner® NX2





The individual PTNX2 is for the technician that works primarily with coaxial cable that wants a powerful but super-compact tool to fit in his or her pocket. In addition to testing for continuity and short circuits PTNX2 is packed with advanced features like indication of AC or DC voltage, 50-75 Ohm terminators and auto shut-off to conserve battery life. PTNX2 instantly displays all test results on an easy to read 8-segment LED display as well as giving audible feedback at both ends of the test cable. Like all Pocket Toner® NX test tools, the NX2 is 100% low voltage protected so connecting it to live low voltage systems will not damage the tool. **As an authorized Fluke reseller, we can bid on RFQs for any Fluke part numbers. Contact us to request a non-obligatory quote.**


PTNX2	Fluke Pocket Toner NX2	46.43
-------	------------------------	-------

Professional Grade 8 Point Center Pin Crimp Tool

This professional grade tool makes pin crimping a breeze. Featuring a multipoint design which has proven to be one of the most reliable attachment methods. Designed for use with the BAC-UPL Series plugs.

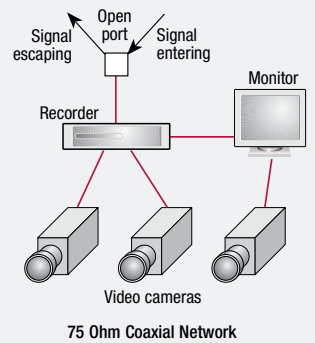

HT010-0055	8 Point Center Pin Crimp Tool	241.81
HTS-CD3-11	734/735 Hex Crimp Die (.255", 178")	113.32





Tip Why use an auto terminating adapter?

In today's complex audio, video, data world coaxial cables are used to interconnect various devices. Many times a coaxial cable will not be connected to anything causing an open port which allows signals to escape. This can possibly interfere with an adjacent device and allow signals to enter the network as interference. The use of an auto terminating adapter eliminates this problem by automatically terminating the open port any time a connecting device is disconnected. This eliminates the need to attach a separate terminator which is often lost or forgotten.



SMA Coaxial Line Terminators - Match Impedances of the Unused Port or Cable End

Item #	Description	1-9	10-24	25-99	100+
BTS5F	SMA Terminator, Female, 50 Ohm, Green	9.84	9.45	9.05	CALL
BTS5M	SMA Terminator, Male, 50 Ohm, Green	9.66	9.27	8.89	CALL
ARSP-TERM	SMA Reverse Polarity Terminator, Male, 0-6 GHz (50 Ohm)	7.50	6.90	6.30	CALL

BNC Line Terminators - Fully Insulated, Select Impedance to Match Coaxial Cables

Terminators are generally used at the far end of the line. Resistance should match characteristic impedance of the coaxial line, so no reflections or standing waves are present when the signal enters. All terminators listed are rated at 0.5 watt. Fully insulated male versions include black hood cover as shown. Color coded body to match resistance.

BIF5M	BNC Terminator, Male, use with RG58 (50 Ohm), Green	7.15	6.58	6.01	CALL
BIF7M	BNC Terminator, Male, use with RG59 (75 Ohm), Violet	6.13	5.64	5.15	CALL
BIF9M	BNC Terminator, Male, use with RG62 (93 Ohm), White	6.68	6.15	5.61	CALL
BIF5F	BNC Terminator, Female, use with RG58 (50 Ohm), Green	5.67	5.22	4.76	CALL
BIF7F	BNC Terminator, Female, use with RG59 (75 Ohm), Violet	5.39	4.96	4.53	CALL

Deluxe BNC and Type N Terminators - Machined Metal Construction with Full Shielding

These deluxe terminators offer a machined body versus a plastic one. One model also available with grounding cable.

BTB5MD	BNC Terminator, Male, use with RG58 (50 Ohm)	6.94	6.66	6.38	CALL
BTB5FD	BNC Terminator, Female, use with RG58 (50 Ohm)	7.01	6.73	6.45	CALL
BTB7MD	BNC Terminator, Male, use with RG59 (75 Ohm)	6.75	6.21	5.67	CALL
BTB7FD	BNC Terminator, Female, use with RG59 (75 Ohm)	6.75	6.21	5.67	CALL
BTB9MD	BNC Terminator, Male, use with RG62 (93 Ohm)	7.15	6.86	6.58	CALL
BM50G-1W	BNC Terminator, Male with Ground Cable (50 Ohm)	8.47	7.79	7.11	CALL
ANF-TERM	Type N Terminator, Female, 0-6 GHz (50 Ohm)	11.55	10.63	9.70	CALL
ANM-TERM1	Type N Terminator, Male, 0-6 GHz (50 Ohm)	11.22	10.32	9.42	CALL

Type F 75 Ohm Terminators - Simple Design Minimizes RF Reflections

Also known as dummy loads, terminators are an essential component in the proper termination of unused outputs of line splitters and amplifiers. Sold in packages of 10.

BTF75M	Type F 75 Ohm Terminator, Pkg/10	8.08	7.43	6.79	CALL
--------	----------------------------------	------	------	------	------

Deluxe Chained Protective Caps

ADM-CAP01	Protective Cap for 7/16 DIN Female, with Chain	12.67	11.66	10.64	CALL
ANM-CAP01	Protective Cap for Type N/UHF Female, with Chain	7.21	6.63	6.06	CALL
ANF-CAP01	Protective Cap for Type N/UHF Male, with Chain	7.46	6.86	6.27	CALL
ASF-CAP01	Protective Cap for SMA Male, with Chain	7.34	6.75	6.17	CALL
BA09	Protective Cap for SMA Female, with Chain	7.39	6.80	6.21	CALL
USP-PCB	Protective Cap for BNC Female, with Chain	4.35	4.18	4.00	CALL
USP-PCT	Protective Cap for TNC Female, with Chain	5.44	5.22	5.00	CALL

Auto-Terminating Bulkhead or T Adapter - Does Not Need Terminator on Open End

Any rack panel with half inch diameter D-holes will accept either the BA307 or BA307-75 BNC auto-terminating bulkhead adapters. They save the cost and nuisance of using separate terminators. Also available are the BA45 and BA45-75 (F-M-F) T adapters, equipped with internal 50 or 75 Ohm auto-terminators.

BA307	BNC Auto-Terminating (F-F) Bulkhead Adapter, 50 Ohm	9.98	9.38	8.78	CALL
BA307-75	BNC Auto-Terminating (F-F) Bulkhead Adapter, 75 Ohm	9.39	8.64	7.89	CALL
BA45	BNC Auto-Terminating (F-M-F) T Adapter, 50 Ohm	12.35	11.61	10.87	CALL
BA45-75	BNC Auto-Terminating (F-M-F) T Adapter, 75 Ohm	11.68	10.75	9.81	CALL

High Performance Type N Plug 0-6 GHz 50 Ohm Terminators

L-com's 0-6 GHz 50 Ohm Type-N Terminators are perfect for applications where an open coax cable end requires termination. These ruggedly constructed terminators offer years of use.

Item #	Description	List Price
LCTR1004	2 Watt RF Load Up to 3 GHz with N Male Aluminum Body	12.99
LCTR1005	2 Watt RF Load Up to 6 GHz with N Male Aluminum Body	16.99

High Performance SMA Plug 0-6 GHz 50 Ohm Terminators

L-com's 0-6 GHz 50 Ohm SMA Plug Terminator is perfect for applications where an open coax cable end requires termination. These ruggedly constructed terminators offer years of use.

LCTR1001	2 Watt RF Load Up to 1 GHz with SMA Male Nickel Plated Brass Body	13.99
LCTR1002	2 Watt RF Load Up to 3 GHz with SMA Male Nickel Plated Brass Body	15.99
LCTR1003	2 Watt RF Load Up to 6 GHz with SMA Male Nickel Plated Brass Body	19.99
LCTR1001C	2 Watt RF Load with Chain Up to 1 GHz with SMA Male Nickel Plated Brass Body	16.99
LCTR1002C	2 Watt RF Load with Chain Up to 3 GHz with SMA Male Nickel Plated Brass Body	17.99
LCTR1003C	2 Watt RF Load with Chain Up to 6 GHz with SMA Male Nickel Plated Brass Body	20.99

RF Fixed Attenuators with SMA and Type-N Interfaces

L-com's new fixed RF attenuator line consists of SMA attenuators that support frequencies from DC to 3 GHz and DC to 6 GHz, as well as N-Type attenuators that support frequency ranges from DC to 3 GHz and DC to 6 GHz.

All of these attenuators feature an in-line design and the SMA attenuators are available with either stainless steel or brass body and are rated for 2W input power and 1 to 30 dB attenuation accuracy. The Type-N attenuators all feature a nickel body and also support 2W input power and 1 to 30 dB attenuation accuracy.

Item #	Description	List Price
--------	-------------	------------

High Performance SMA DC-3GHz RF Fixed Attenuators with Stainless Steel Body

LCAT1001-01	2W/1dB RF Fixed Attenuator, SMA Male to SMA Female Stainless Steel Body Up to 3 GHz	27.99
LCAT1001-02	2W/2dB RF Fixed Attenuator, SMA Male to SMA Female Stainless Steel Body Up to 3 GHz	27.99
LCAT1001-03	2W/3dB RF Fixed Attenuator, SMA Male to SMA Female Stainless Steel Body Up to 3 GHz	27.99
LCAT1001-04	2W/4dB RF Fixed Attenuator, SMA Male to SMA Female Stainless Steel Body Up to 3 GHz	27.99
LCAT1001-05	2W/5dB RF Fixed Attenuator, SMA Male to SMA Female Stainless Steel Body Up to 3 GHz	27.99
LCAT1001-06	2W/6dB RF Fixed Attenuator, SMA Male to SMA Female Stainless Steel Body Up to 3 GHz	27.99
LCAT1001-07	2W/7dB RF Fixed Attenuator, SMA Male to SMA Female Stainless Steel Body Up to 3 GHz	27.99
LCAT1001-08	2W/8dB RF Fixed Attenuator, SMA Male to SMA Female Stainless Steel Body Up to 3 GHz	27.99
LCAT1001-09	2W/9dB RF Fixed Attenuator, SMA Male to SMA Female Stainless Steel Body Up to 3 GHz	27.99
LCAT1001-10	2W/10dB RF Fixed Attenuator, SMA Male to SMA Female Stainless Steel Body Up to 3 GHz	27.99
LCAT1001-20	2W/20dB RF Fixed Attenuator, SMA Male to SMA Female Stainless Steel Body Up to 3 GHz	27.99
LCAT1001-30	2W/30dB RF Fixed Attenuator, SMA Male to SMA Female Stainless Steel Body Up to 3 GHz	27.99



LCAT1001



LCAT1002

High Performance SMA DC-3GHz RF Fixed Attenuators with Brass Gold Body

LCAT1002-01	2W/1dB RF Fixed Attenuator, SMA Male to SMA Female Brass Gold Body Up to 3 GHz	25.99
LCAT1002-02	2W/2dB RF Fixed Attenuator, SMA Male to SMA Female Brass Gold Body Up to 3 GHz	25.99
LCAT1002-03	2W/3dB RF Fixed Attenuator, SMA Male to SMA Female Brass Gold Body Up to 3 GHz	25.99
LCAT1002-04	2W/4dB RF Fixed Attenuator, SMA Male to SMA Female Brass Gold Body Up to 3 GHz	25.99
LCAT1002-05	2W/5dB RF Fixed Attenuator, SMA Male to SMA Female Brass Gold Body Up to 3 GHz	25.99
LCAT1002-06	2W/6dB RF Fixed Attenuator, SMA Male to SMA Female Brass Gold Body Up to 3 GHz	25.99
LCAT1002-07	2W/7dB RF Fixed Attenuator, SMA Male to SMA Female Brass Gold Body Up to 3 GHz	25.99
LCAT1002-08	2W/8dB RF Fixed Attenuator, SMA Male to SMA Female Brass Gold Body Up to 3 GHz	25.99
LCAT1002-09	2W/9dB RF Fixed Attenuator, SMA Male to SMA Female Brass Gold Body Up to 3 GHz	25.99
LCAT1002-10	2W/10dB RF Fixed Attenuator, SMA Male to SMA Female Brass Gold Body Up to 3 GHz	25.99
LCAT1002-20	2W/20dB RF Fixed Attenuator, SMA Male to SMA Female Brass Gold Body Up to 3 GHz	25.99
LCAT1002-30	2W/30dB RF Fixed Attenuator, SMA Male to SMA Female Brass Gold Body Up to 3 GHz	25.99

High Performance SMA DC-6GHz RF Fixed Attenuators with Passivated Stainless Steel Body

LCAT1000-01	2W/1dB RF Fixed Attenuator, SMA Male to SMA Female Passivated Stainless Steel Body Up to 6 GHz	33.99
LCAT1000-02	2W/2dB RF Fixed Attenuator, SMA Male to SMA Female Passivated Stainless Steel Body Up to 6 GHz	33.99
LCAT1000-03	2W/3dB RF Fixed Attenuator, SMA Male to SMA Female Passivated Stainless Steel Body Up to 6 GHz	33.99
LCAT1000-04	2W/4dB RF Fixed Attenuator, SMA Male to SMA Female Passivated Stainless Steel Body Up to 6 GHz	33.99
LCAT1000-05	2W/5dB RF Fixed Attenuator, SMA Male to SMA Female Passivated Stainless Steel Body Up to 6 GHz	33.99
LCAT1000-06	2W/6dB RF Fixed Attenuator, SMA Male to SMA Female Passivated Stainless Steel Body Up to 6 GHz	33.99
LCAT1000-07	2W/7dB RF Fixed Attenuator, SMA Male to SMA Female Passivated Stainless Steel Body Up to 6 GHz	33.99
LCAT1000-08	2W/8dB RF Fixed Attenuator, SMA Male to SMA Female Passivated Stainless Steel Body Up to 6 GHz	33.99
LCAT1000-09	2W/9dB RF Fixed Attenuator, SMA Male to SMA Female Passivated Stainless Steel Body Up to 6 GHz	33.99
LCAT1000-10	2W/10dB RF Fixed Attenuator, SMA Male to SMA Female Passivated Stainless Steel Body Up to 6 GHz	33.99
LCAT1000-12	2W/12dB RF Fixed Attenuator, SMA Male to SMA Female Passivated Stainless Steel Body Up to 6 GHz	33.99
LCAT1000-15	2W/15dB RF Fixed Attenuator, SMA Male to SMA Female Passivated Stainless Steel Body Up to 6 GHz	33.99
LCAT1000-18	2W/18dB RF Fixed Attenuator, SMA Male to SMA Female Passivated Stainless Steel Body Up to 6 GHz	33.99
LCAT1000-20	2W/20dB RF Fixed Attenuator, SMA Male to SMA Female Passivated Stainless Steel Body Up to 6 GHz	33.99
LCAT1000-25	2W/25dB RF Fixed Attenuator, SMA Male to SMA Female Passivated Stainless Steel Body Up to 6 GHz	33.99
LCAT1000-30	2W/30dB RF Fixed Attenuator, SMA Male to SMA Female Passivated Stainless Steel Body Up to 6 GHz	33.99



LCAT1000

High Performance N-Type DC-3GHz RF Fixed Attenuators

LCAT1003-01	2W/1dB RF Fixed Attenuator, N Male to N Female Brass Nickel Body Up to 3 GHz	33.99
LCAT1003-02	2W/2dB RF Fixed Attenuator, N Male to N Female Brass Nickel Body Up to 3 GHz	33.99
LCAT1003-03	2W/3dB RF Fixed Attenuator, N Male to N Female Brass Nickel Body Up to 3 GHz	33.99
LCAT1003-04	2W/4dB RF Fixed Attenuator, N Male to N Female Brass Nickel Body Up to 3 GHz	33.99
LCAT1003-05	2W/5dB RF Fixed Attenuator, N Male to N Female Brass Nickel Body Up to 3 GHz	33.99
LCAT1003-06	2W/6dB RF Fixed Attenuator, N Male to N Female Brass Nickel Body Up to 3 GHz	33.99
LCAT1003-07	2W/7dB RF Fixed Attenuator, N Male to N Female Brass Nickel Body Up to 3 GHz	33.99
LCAT1003-08	2W/8dB RF Fixed Attenuator, N Male to N Female Brass Nickel Body Up to 3 GHz	33.99
LCAT1003-09	2W/9dB RF Fixed Attenuator, N Male to N Female Brass Nickel Body Up to 3 GHz	33.99
LCAT1003-10	2W/10dB RF Fixed Attenuator, N Male to N Female Brass Nickel Body Up to 3 GHz	33.99
LCAT1003-20	2W/20dB RF Fixed Attenuator, N Male to N Female Brass Nickel Body Up to 3 GHz	33.99
LCAT1003-30	2W/30dB RF Fixed Attenuator, N Male to N Female Brass Nickel Body Up to 3 GHz	33.99



LCAT1003

High Performance N-Type DC-6GHz RF Fixed Attenuators

LCAT1004-01	2W/1dB RF Fixed Attenuator, N Male to N Female Brass Nickel Body Up to 6 GHz	45.99
LCAT1004-02	2W/2dB RF Fixed Attenuator, N Male to N Female Brass Nickel Body Up to 6 GHz	45.99
LCAT1004-03	2W/3dB RF Fixed Attenuator, N Male to N Female Brass Nickel Body Up to 6 GHz	45.99
LCAT1004-04	2W/4dB RF Fixed Attenuator, N Male to N Female Brass Nickel Body Up to 6 GHz	45.99
LCAT1004-05	2W/5dB RF Fixed Attenuator, N Male to N Female Brass Nickel Body Up to 6 GHz	45.99
LCAT1004-06	2W/6dB RF Fixed Attenuator, N Male to N Female Brass Nickel Body Up to 6 GHz	45.99
LCAT1004-07	2W/7dB RF Fixed Attenuator, N Male to N Female Brass Nickel Body Up to 6 GHz	45.99
LCAT1004-08	2W/8dB RF Fixed Attenuator, N Male to N Female Brass Nickel Body Up to 6 GHz	45.99
LCAT1004-09	2W/9dB RF Fixed Attenuator, N Male to N Female Brass Nickel Body Up to 6 GHz	45.99
LCAT1004-10	2W/10dB RF Fixed Attenuator, N Male to N Female Brass Nickel Body Up to 6 GHz	45.99
LCAT1004-20	2W/20dB RF Fixed Attenuator, N Male to N Female Brass Nickel Body Up to 6 GHz	45.99
LCAT1004-30	2W/30dB RF Fixed Attenuator, N Male to N Female Brass Nickel Body Up to 6 GHz	45.99



LCAT1004



Lightning Protected 400 - Series 50 Ohm Coax Cable Assemblies

L-com's lightning protected 400-series cable assemblies feature an in-line gas discharge tube lightning protector attached directly to the cable. This not only reduces the cost since a connector is eliminated, but helps reduce return loss and insertion loss. These cable assemblies feature L-com's CA-400 high performance low loss coaxial cable. Attached directly to the cable is L-com's AL6-NF-14-9 or AL6-NM-14-9 5.8 GHz gas discharge coaxial lightning protector. Along with the standard lengths and connectors, custom lengths and connectors are also available. Contact L-com sales for more information.

Item #	Description	1-9	10-24	25-99	100+
--------	-------------	-----	-------	-------	------

400-Series 50 Ohm Type N Male to Type N Female Bulkhead Lightning Protector Cable Assemblies

CA4NMLPNF002	400-Series Cable, Type N Male/Type N Female Bulkhead Lightning Protector, 2.0ft (0.6m)	68.36	61.52	54.69	CALL
CA4NMLPNF004	400-Series Cable, Type N Male/Type N Female Bulkhead Lightning Protector, 4.0ft (1.2m)	67.83	61.05	54.26	CALL
CA4NMLPNF010	400-Series Cable, Type N Male/Type N Female Bulkhead Lightning Protector, 10.0ft (3.0m)	63.44	57.10	50.75	CALL
CA4NMLPNF020	400-Series Cable, Type N Male/Type N Female Bulkhead Lightning Protector, 20.0ft (6.1m)	87.69	78.92	70.15	CALL

400-Series 50 Ohm Type N Male to Type N Male Lightning Protector Cable Assemblies

CA4NMLPNM002	400-Series Cable, Type N Male/Type N Male Lightning Protector, 2.0ft (0.6m)	53.15	47.84	42.52	CALL
CA4NMLPNM004	400-Series Cable, Type N Male/Type N Male Lightning Protector, 4.0ft (1.2m)	57.96	52.16	46.37	CALL
CA4NMLPNM010	400-Series Cable, Type N Male/Type N Male Lightning Protector, 10.0ft (3.0m)	68.58	61.72	54.86	CALL
CA4NMLPNM020	400-Series Cable, Type N Male/Type N Male Lightning Protector, 20.0ft (6.1m)	74.09	66.68	59.27	CALL

400-Series 50 Ohm Type N Female to Type N Female Bulkhead Lightning Protector Cable Assemblies

CA4NFLPNF002	400-Series Cable, Type N Female/Type N Female Bulkhead Lightning Protector, 2.0ft (0.6m)	53.15	47.84	42.52	CALL
CA4NFLPNF004	400-Series Cable, Type N Female/Type N Female Bulkhead Lightning Protector, 4.0ft (1.2m)	56.83	51.15	45.46	CALL
CA4NFLPNF010	400-Series Cable, Type N Female/Type N Female Bulkhead Lightning Protector, 10.0ft (3.0m)	57.83	52.05	46.26	CALL
CA4NFLPNF020	400-Series Cable, Type N Female/Type N Female Bulkhead Lightning Protector, 20.0ft (6.1m)	79.51	71.56	63.61	CALL

400-Series 50 Ohm Type N Female to Type N Male Lightning Protector Cable Assemblies

CA4NFLPNM002	400-Series Cable, Type N Female/Type N Male Lightning Protector, 2.0ft (0.6m)	54.62	49.16	43.70	CALL
CA4NFLPNM004	400-Series Cable, Type N Female/Type N Male Lightning Protector, 4.0ft (1.2m)	80.61	72.55	64.49	CALL
CA4NFLPNM010	400-Series Cable, Type N Female/Type N Male Lightning Protector, 10.0ft (3.0m)	63.47	57.12	50.78	CALL
CA4NFLPNM020	400-Series Cable, Type N Female/Type N Male Lightning Protector, 20.0ft (6.1m)	73.66	66.29	58.93	CALL

0-6 GHz In-line Crimp Type Coaxial Protectors

L-com's crimp type coaxial protectors are designed to be attached directly onto a 400-series Low Loss coax cable via the solderless crimp end of the protector. This helps improve insertion loss since a cable connector is eliminated. They feature a replaceable gas tube element, multi-strike capability and fast response time.

AL6-NF-14-9	Type N Female Bulkhead to Crimp End, 90V	42.79	39.37	35.94	CALL
AL6-NM-14-9	Type N Male to Crimp End, 90V	42.79	39.37	35.94	CALL

Stainless Steel Wall Plates - Unbreakable and Offer An Enhanced Appearance

Wall plates that accept a variety of termination devices are found to be useful by many installers. Wall plates also provide a more organized accommodation to your day-to-day cabling needs. Furthermore, stainless steel gives a commercial appearance that is sometimes more acceptable in today's business office environment. The variety we offer fills most installation needs.

WPC1	Stainless Wall Plate, One 0.5" (1.3cm) dia. D-hole	5.34	5.02	4.70	CALL
WPC10	Stainless Wall Plate, One 0.75" (1.9cm) dia. D-hole	3.39	3.12	2.85	CALL
WPD3	Stainless Wall Plate, One DB25 Opening and One 0.5" (1.3cm) dia. D-hole	4.84	4.55	4.26	CALL

Panel Mount Receptacle Connectors

These series of connectors are intended for panel mounting with discrete receptacle terminations. Offered in BNC, RCA, SMA and Type N interfaces with various mounting configurations.

BAC1501	BNC Male Bulkhead	4.25	3.99	3.74	CALL
BAC1503	BNC Female Bulkhead	4.19	3.94	3.69	CALL
BAC930	BNC Female Bulkhead	8.39	7.89	7.38	CALL
BAC440	RCA Female Insulated Bulkhead	5.62	5.28	4.95	CALL
BAC260	BNC Female, 4 Hole Flange	4.29	4.03	3.78	CALL
ANF-4000	Type N Female, 4 Hole Flange	6.16	5.67	5.17	CALL
BAC70A	BNC Female Bulkhead	4.07	3.83	3.58	CALL
BAC16	SMA Female Bulkhead	7.15	6.72	6.29	CALL

Tool-less CCTV Video Balun

The TL-VB-BNC is perfect for on the spot field installations or repairs. The tool-less design makes termination easy and fast. Supports full color video up to 2,200 feet over Cat5 cabling.

TL-VB-BNC	Tool-less CCTV Video Balun, BNC Male	17.29	16.94	16.60	CALL
-----------	--------------------------------------	-------	-------	-------	------

75 to 120 Ohm Transmission Baluns for Telecommunication Applications

75/120 Ohm impedance matching baluns allow users to use inexpensive shielded twisted pair cabling in place of expensive coaxial cabling. They are especially useful in telecommunication applications for patching at the distribution frame. Units meet CCITT Recommendation G703 and are great for American or European applications. Choose from multiple coaxial connector types as well as Krone IDC or compression IDC termination styles.

Item #	Description	List Price
ACK2010	75 to 120 Ohm Balun, 1.6/5.6 Plug (Screw Type)/Krone IDC	23.25
ACK3010	75 to 120 Ohm Balun, 1.6/5.6 Jack/Krone IDC	34.58
ACK8010	75 to 120 Ohm Balun, BNC Plug/Krone IDC	36.88
ACK9010	75 to 120 Ohm Balun, BNC Bulkhead Jack/Krone IDC	36.88
ACC8060	75 to 120 Ohm Balun, BNC Plug/Compression IDC	41.50

BNC Test Leads and Adapters - Your Most Useful Laboratory Accessory Items

Here's an opportunity to purchase quality test lead and adapter accessories for your lab. For use primarily with BNC connectors and dual banana plugs which are the most popular in the lab.

Item #	Description	1-9	10-24	25-99	100+
BC25	Test Cable, BNC Male/6" (15.2cm) Leads with Tinned Ends	5.73	5.27	4.81	CALL
BC30	Test Cable, BNC Male/6" (15.2cm) Leads with Banana Plugs	8.51	7.83	7.15	CALL
BC40	Test Cable, BNC Male/6" (15.2cm) Leads with Test Clips	8.51	7.83	7.15	CALL
BC50	Test Cable, BNC Male/6" (15.2cm) Leads with Alligator Clips	7.36	6.77	6.18	CALL
BC55	Test Cable, BNC Female/6" (15.2cm) Leads with Tinned Ends	4.63	4.26	3.89	CALL
BC60	Test Cable, BNC Female/6" (15.2cm) Leads with Banana Plugs	8.19	7.53	6.88	CALL
BC70	Test Cable, BNC Female/6" (15.2cm) Leads with Test Clips	8.19	7.53	6.88	CALL
BC80	Test Cable, BNC Female/6" (15.2cm) Leads with Alligator Clips	7.36	6.77	6.18	CALL
BC2710	Test Adapter, BNC Female/Dual Banana Plugs	7.47	6.87	6.27	CALL
BC2720	Test Adapter, BNC Male/Dual Binding Posts	8.68	7.99	7.29	CALL
BC2730	Test Adapter, BNC Female/Dual Binding Posts	8.27	7.61	6.95	CALL

Solder Cup Banana Plugs - Black or Red, Accepts up to 16 AWG Wires

BC030B	Solder Type Banana Plug, Black	1.95	1.79	1.64	CALL
BC030R	Solder Type Banana Plug, Red	1.94	1.78	1.63	CALL

Coaxial Test Cables - With BNC and Dual Banana Plugs, Choice of Lengths

These test cables use the most popular 50 Ohm RG58C coaxial cable. Choice of two series as shown.

BCC58C-1	Test Cable, BNC Male/Dual Banana, 1.0ft (0.3m)	20.87	20.04	19.20	CALL
BCC58C-2	Test Cable, BNC Male/Dual Banana, 2.0ft (0.6m)	22.12	21.24	20.35	CALL
BCC58C-3	Test Cable, BNC Male/Dual Banana, 3.0ft (0.9m)	22.82	21.91	20.99	CALL
BCC58C-4	Test Cable, BNC Male/Dual Banana, 4.0ft (1.2m)	23.60	22.66	21.71	CALL
BCC58C-5	Test Cable, BNC Male/Dual Banana, 5.0ft (1.5m)	23.08	22.16	21.23	CALL
BCB58C-1	Test Cable, Dual Banana/Dual Banana, 1.0ft (0.3m)	21.57	20.71	19.84	CALL
BCB58C-2	Test Cable, Dual Banana/Dual Banana, 2.0ft (0.6m)	22.69	21.78	20.87	CALL
BCB58C-3	Test Cable, Dual Banana/Dual Banana, 3.0ft (0.9m)	23.81	22.86	21.91	CALL
BCB58C-4	Test Cable, Dual Banana/Dual Banana, 4.0ft (1.2m)	22.58	21.68	20.77	CALL
BCB58C-5	Test Cable, Dual Banana/Dual Banana, 5.0ft (1.5m)	23.54	22.60	21.66	CALL

Dual Banana Plug - Easy Connection to Coaxial Cable or Discrete Wires



This dual banana plug allows easy connection to coaxial cable with an outer diameter of .220 in. (0.6cm) or less. Screw terminals allow termination without soldering. Gold plated.

BP125209	Dual Banana Plug for Coax or Wires	5.42	5.09	4.77	CALL
----------	------------------------------------	------	------	------	------

BNC/Banana/Binding Post Adapter Kit - What You Need to Mate Any Test Cable

This kit contains 1 each BNC female and BNC male to dual binding posts, BNC female to dual banana plugs and a pair of BNC gender changers M-M and F-F. Provided in a 7 compartment plastic box (2 spares). Assortment price represents a cost savings over the purchase of individual units. Save even more when purchased in multiple lots.

BC2700K	5 Piece BNC/Dual Banana Adapter Kit	34.28	31.54	28.80	CALL
---------	-------------------------------------	-------	-------	-------	------



Tip What are the differences between various laboratory test leads?

The common feature of test leads used in a laboratory environment is ease of connection and disconnection since most attachments are temporary in nature and are often being changed. Below is a list of some of the most common test leads found in a lab.



Banana Plugs

Banana Plugs

A high-quality plug and socket for speaker cable. The banana plug is pushed into the socket, the spring-like protrusions on the prong make a snug fit.



Alligator Clips

Alligator Clips

A spring-loaded clip with serrated jaws, often used to make temporary electrical connections.



Test Clips

Test Clips

Used in many probing applications, test clips can be quickly attached to bare wires or other conducting features.



Binding Posts

Binding Posts

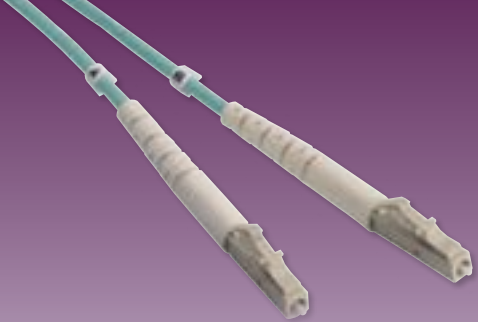
Typically used in an audio application, it features a threaded collar for gripping bare wires.



BNC Connector

BNC Connector

A commonly used coaxial interface for audio, video and networking applications that provides a secure connection. Coupling is achieved utilizing mating post on the jack and a spring loaded coupling nut on the plug. A simple quarter turn of the coupling nut completes the mating process.



FIBER OPTIC

What are Fiber Optic Cables?

Fiber optic cables consist of a glass core and cladding, buffer coating, Kevlar strength members and a protective outer jacket. Fiber optic cables use light pulses as opposed to electrical signals to send information.

How are Fiber Optic Cables used?

Fiber optic cables can be plugged into communications equipment and patch panels to provide a physical connection to a network or device.

Where are Fiber Optic Cables used?

Fiber optic cables are used by commercial business, governments, the military and many other industries for myriad applications involving the transmission of voice, video and data.

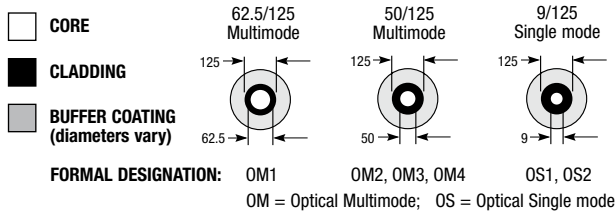
A Quick Lesson In Optical Transmission

Where copper cabling uses electricity to transmit signals from one end to another, fiber optics use light pulses to accomplish the same purpose. The fiber cable is made of a transparent glass core surrounded by a mirror like covering called cladding. Light passes through the cable, bouncing off the cladding until it reaches the other end of the fiber channel.

In today's high speed networks, Graded Index Multimode fiber or Step Index Single mode fiber is used to improve light transmission over long distances. Multimode fiber has a larger core and is typically used in short runs within buildings. Single mode fiber has a smaller core and is used in long distance runs typically outside between buildings.

Fiber Core Sizes

Fiber specifications list the core and cladding diameters as a ratio to determine the fiber type. Multimode fiber is commonly 62.5/125 or 50/125 micron and Single mode fiber is commonly 9/125 micron.



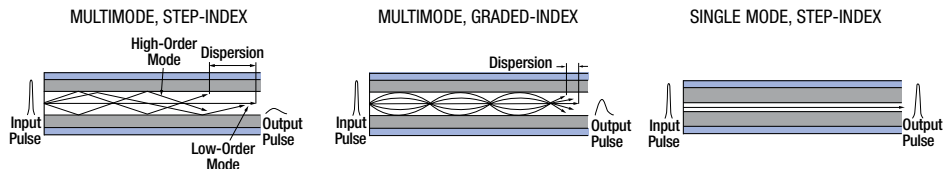
Polish Types/Typical Back Reflection

In Single mode applications the amount of back reflection on assemblies can be critical. L-com offers both PC and APC Single mode assemblies off the shelf. UPC finishes are available by custom order.



Fiber Glass Types

Stepped Index Fiber relies on the reflection of light whereas in Graded Index Fiber, the properties of the glass are changed in layers to "bend" the light as it travels down the cable. This reduces modal dispersion within the cable allowing for higher transmission rates.



	Connector Type	Coupling Type	Fiber Type	Polish	Number Fibers	Typical Applications	Comment
	LC	Snap On RJ45 Style	Single mode/Multimode	PC, UPC, APC	1	Gigabit Ethernet, Video Multimedia	Small Form Factor (SFF)
	MPO (MTP)	Push/Pull	Single mode/Multimode	N/A	6 or 12	Active Device Transceiver, Interconnections for O/E Modules, QSFP Transceivers	One Mating Connector must have Alignment Pins
	SC	Snap On	Single mode/Multimode	PC, UPC, APC	1	CATV, Test Equipment	Keyed
	ST	Twist On	Single mode/Multimode	PC, UPC	1	LANS, Military	Keyed
	FC	Screw On	Single mode/Multimode	PC, UPC, APC	1	Datacom, Telecommunications	Keyed
	MT-RJ	Snap On RJ45 Style	Single mode/Multimode	N/A	2	Gigabit Ethernet, Asynchronous Transmission mode (ATM)	One Mating Connector must have Alignment Pins

Learn all about fiber connectors


Online Video

L-com.com/Videos/A21

IP67 Harsh Environment Fiber

L-com's IP67 rated Duplex LC cable assemblies are perfect for industrial networks and harsh environments where protection from moisture, dust, chemicals, corrosive gases and other liquids is essential. These rugged assemblies feature robust outdoor rated cable, which stands up to hostile environments, plus IP67 rated LC connectors. Accessories include bulkhead style adapters where one side is designed for standard LC fiber cable connections and the other will accept the industrial LC connector. Additional caps for both the connector and bulkhead adapter are also available. OM3 rated cables are available online or use L-com's Custom Cable Configurator at **L-com.com**.

Item #	Description	1-9
FODLC-IND-01	OM1 IP67 Fiber Cable, Dual LC/Dual LC, 1.0m	213.81
FODLC-IND-03	OM1 IP67 Fiber Cable, Dual LC/Dual LC, 3.0m	224.24
FODLC-IND-05	OM1 IP67 Fiber Cable, Dual LC/Dual LC, 5.0m	234.67
FODLC-IND-10	OM1 IP67 Fiber Cable, Dual LC/Dual LC, 10.0m	260.76
FODLCOM2-IND-01	OM2 IP67 Fiber Cable, Dual LC/Dual LC, 1.0m	204.06
FODLCOM2-IND-03	OM2 IP67 Fiber Cable, Dual LC/Dual LC, 3.0m	211.61
FODLCOM2-IND-05	OM2 IP67 Fiber Cable, Dual LC/Dual LC, 5.0m	218.10
FODLCOM2-IND-10	OM2 IP67 Fiber Cable, Dual LC/Dual LC, 10.0m	235.37
SFODLC-IND-01	Single mode IP67 Fiber Cable, Dual LC/Dual LC, 1.0m	226.85
SFODLC-IND-03	Single mode IP67 Fiber Cable, Dual LC/Dual LC, 3.0m	236.29
SFODLC-IND-05	Single mode IP67 Fiber Cable, Dual LC/Dual LC, 5.0m	213.89
SFODLC-IND-10	Single mode IP67 Fiber Cable, Dual LC/Dual LC, 10.0m	268.21
FOC-XPLC2-MM	Duplex Multimode LC IP67 Connector	80.02
FOC-XPLC2-SM	Duplex Single mode LC IP67 Connector	89.90
XLC-MM	Multimode IP67 Duplex LC Bulkhead Adapter	55.70
XLC-SM	Single mode IP67 Duplex LC Bulkhead Adapter	68.10
X-CAP	IP67 Duplex LC Cap with Chain for Bulkhead Receptacle	10.75
XPM-CAP2	IP67 Duplex LC Cap with Chain for Industrial Plugs	16.91



IP68 rated Ruggedized LC Plugs and Receptacles

L-com's Ruggedized IP68 rated LC plugs and receptacles combine the small form factor of a duplex LC fiber connector with the ruggedness of a harsh environment connector. When mated properly or capped, an IP68 rating protects your application from moisture, liquid and dust. The plugs utilize a robust 400lb pull strength and all parts are machined metal with an impressive 450lb crush resistance. These ruggedized parts will survive even the most harsh and demanding environments. Parts are available in Multimode, Single mode or Single mode APC polish to suit all applications. All plugs and receptacles come with dust caps.

Item #	Description	1-9
RLRB121LP01A	Ruggedized LC IP68 Plug, Duplex, Multimode w/Dust Cap	148.97
RLRB121LP02B	Ruggedized LC IP68 Plug, Duplex, Single mode w/Dust Cap	148.45
RLRB121LP02E	Ruggedized LC IP68 Plug, Duplex, Single mode APC Polish w/Dust Cap	155.20

IP68 Ruggedized LC Flange Mount Receptacles

Item #	Description	1-9
RLRD121LC01A	Ruggedized LC IP68 Flange Mount Receptacle, Duplex, Multimode w/Dust Cap	75.07
RLRD121LC02B	Ruggedized LC IP68 Flange Mount Receptacle, Duplex, Single mode w/Dust Cap	74.42
RLRD121LC02E	Ruggedized LC IP68 Flange Mount Receptacle, Duplex, Single mode APC Polish w/Dust Cap	76.13

IP68 Ruggedized LC Jam Nut Receptacles

Item #	Description	1-9
RLRK121LC01A	Ruggedized LC IP68 Jam Nut Receptacle, Duplex, Multimode w/Dust Cap	85.41
RLRK121LC02B	Ruggedized LC IP68 Jam Nut Receptacle, Duplex, Single mode w/Dust Cap	74.99
RLRK121LC02E	Ruggedized LC IP68 Jam Nut Receptacle, Duplex, Single mode APC Polish w/Dust Cap	85.41


IP68 Ruggedized LC D38999 Jam Nut Receptacles

Item #	Description	1-9
RLRJ121LC01A	Ruggedized LC IP68 D38999 Jam Nut Receptacle, Duplex, Multimode w/Dust Cap	96.41
RLRJ121LC02B	Ruggedized LC IP68 D38999 Jam Nut Receptacle, Duplex, Single mode w/Dust Cap	96.41
RLRJ121LC02E	Ruggedized LC IP68 D38999 Jam Nut Receptacle, Duplex, Single mode APC Polish w/Dust Cap	96.41

IP68 Ruggedized LC Daisy-Chainable Receptacles

Item #	Description	1-9
RLRP121LC01A	Ruggedized LC IP68 Daisy Chain Receptacle, Duplex, Multimode w/Dust Cap	68.30
RLRP121LC02B	Ruggedized LC IP68 Daisy Chain Receptacle, Duplex, Single mode w/Dust Cap	68.13
RLRP121LC02E	Ruggedized LC IP68 Daisy Chain Receptacle, Duplex, Single mode APC polish w/Dust Cap	68.46





9/125 Single mode Duplex Patch Cords

L-com's 9/125 fiber optic cables are 100% optically tested and utilize a PC polish. Check L-com.com for additional length, color and connector options. All cable measurements are in meters. 1m=3.28ft. See L-com's Custom Cable Configurator to make your own length variations of existing cables in any whole foot or meter increment.

Item #	Description	1-9
--------	-------------	-----

9/125 Single mode Duplex Fiber Patch Cords (APC and Simplex options are available online)

PVC RISER (OFNR) RATED OPTIONS

SFODLC-01	Single mode Fiber Cable, Dual LC/Dual LC, OFNR Jacket, Yellow, 1.0m	34.70
SFODLC-02	Single mode Fiber Cable, Dual LC/Dual LC, OFNR Jacket, Yellow, 2.0m	35.89
SFODLC-03	Single mode Fiber Cable, Dual LC/Dual LC, OFNR Jacket, Yellow, 3.0m	37.07
SFODSC-01	Single mode Fiber Cable, Dual SC/Dual SC, OFNR Jacket, Yellow, 1.0m	22.06
SFODSC-02	Single mode Fiber Cable, Dual SC/Dual SC, OFNR Jacket, Yellow, 2.0m	23.25
SFODSC-03	Single mode Fiber Cable, Dual SC/Dual SC, OFNR Jacket, Yellow, 3.0m	24.44

SFODST-01	Single mode Fiber Cable, Dual ST/Dual ST, OFNR Jacket, Yellow, 1.0m	22.06
SFODST-02	Single mode Fiber Cable, Dual ST/Dual ST, OFNR Jacket, Yellow, 2.0m	23.25
SFODST-03	Single mode Fiber Cable, Dual ST/Dual ST, OFNR Jacket, Yellow, 3.0m	24.44

SFODSC-LC-01	Single mode Fiber Cable, Dual SC/Dual LC, OFNR Jacket, Yellow, 1.0m	34.88
SFODSC-LC-02	Single mode Fiber Cable, Dual SC/Dual LC, OFNR Jacket, Yellow, 2.0m	36.06
SFODSC-LC-03	Single mode Fiber Cable, Dual SC/Dual LC, OFNR Jacket, Yellow, 3.0m	37.29

SFODST-LC-01	Single mode Fiber Cable, Dual ST/Dual LC, OFNR Jacket, Yellow, 1.0m	33.59
SFODST-LC-02	Single mode Fiber Cable, Dual ST/Dual LC, OFNR Jacket, Yellow, 2.0m	34.70
SFODST-LC-03	Single mode Fiber Cable, Dual ST/Dual LC, OFNR Jacket, Yellow, 3.0m	35.89

PLENUM (OFNP) RATED OPTIONS

SFODPLC-01	Single mode Fiber Cable, Dual LC/Dual LC, OFNP Jacket, Yellow, 1.0m	48.07
SFODPLC-02	Single mode Fiber Cable, Dual LC/Dual LC, OFNP Jacket, Yellow, 2.0m	46.05
SFODPLC-03	Single mode Fiber Cable, Dual LC/Dual LC, OFNP Jacket, Yellow, 3.0m	47.18

SFODPSC-01	Single mode Fiber Cable, Dual SC/Dual SC, OFNP Jacket, Yellow, 1.0m	23.81
SFODPSC-02	Single mode Fiber Cable, Dual SC/Dual SC, OFNP Jacket, Yellow, 2.0m	25.01
SFODPSC-03	Single mode Fiber Cable, Dual SC/Dual SC, OFNP Jacket, Yellow, 3.0m	24.95

LOW SMOKE ZERO HALOGEN (LSZH) OPTIONS

SFODZLC-01	Single mode Fiber Cable, Dual LC/Dual LC, LSZH Jacket, Yellow, 1.0m	47.18
SFODZLC-02	Single mode Fiber Cable, Dual LC/Dual LC, LSZH Jacket, Yellow, 2.0m	48.69
SFODZLC-03	Single mode Fiber Cable, Dual LC/Dual LC, LSZH Jacket, Yellow, 3.0m	50.21

SFODZSC-01	Single mode Fiber Cable, Dual SC/Dual SC, LSZH Jacket, Yellow, 1.0m	21.27
SFODZSC-02	Single mode Fiber Cable, Dual SC/Dual SC, LSZH Jacket, Yellow, 2.0m	21.71
SFODZSC-03	Single mode Fiber Cable, Dual SC/Dual SC, LSZH Jacket, Yellow, 3.0m	23.11

9/125 Single mode MPO Fiber Ribbon and Fanout Cables

These multi-fiber MPO assemblies provide significant advantages in size by offering 12 times the density when compared to using separate SC connectors. Fan-out assemblies are ideal for making connections within rack or wall mounted fiber enclosures that utilize single fiber connectors and new Flex boot LC connectors are available for applications requiring a 90° bend or other situation with tight space constraints.

6 or 12 FIBER RIBBON CABLES - MPO to MPO

MPMM6S-1	Single mode 6 Fiber Ribbon, MPO/MPO with Pins, OFNR Jacket, Yellow, 1.0m	135.46
MPMM6S-3	Single mode 6 Fiber Ribbon, MPO/MPO with Pins, OFNR Jacket, Yellow, 3.0m	141.83
MPMM6S-5	Single mode 6 Fiber Ribbon, MPO/MPO with Pins, OFNR Jacket, Yellow, 5.0m	148.18
MPMM6S-10	Single mode 6 Fiber Ribbon, MPO/MPO with Pins, OFNR Jacket, Yellow, 10.0m	164.08
MPMM6S-25	Single mode 6 Fiber Ribbon, MPO/MPO with Pins, OFNR Jacket, Yellow, 25.0m	216.49
MPMM6S-50	Single mode 6 Fiber Ribbon, MPO/MPO with Pins, OFNR Jacket, Yellow, 50.0m	297.58
MPMM6S-100	Single mode 6 Fiber Ribbon, MPO/MPO with Pins, OFNR Jacket, Yellow, 100.0m	460.24

MPMM12S-1	Single mode 12 Fiber Ribbon, MPO/MPO with Pins, OFNR Jacket, Yellow, 1.0m	136.06
MPMM12S-3	Single mode 12 Fiber Ribbon, MPO/MPO with Pins, OFNR Jacket, Yellow, 3.0m	143.56
MPMM12S-5	Single mode 12 Fiber Ribbon, MPO/MPO with Pins, OFNR Jacket, Yellow, 5.0m	151.06
MPMM12S-10	Single mode 12 Fiber Ribbon, MPO/MPO with Pins, OFNR Jacket, Yellow, 10.0m	169.85
MPMM12S-25	Single mode 12 Fiber Ribbon, MPO/MPO with Pins, OFNR Jacket, Yellow, 25.0m	231.23
MPMM12S-50	Single mode 12 Fiber Ribbon, MPO/MPO with Pins, OFNR Jacket, Yellow, 50.0m	327.59
MPMM12S-100	Single mode 12 Fiber Ribbon, MPO/MPO with Pins, OFNR Jacket, Yellow, 100.0m	519.19


MPFF6S-1	Single mode 6 Fiber Ribbon, MPO/MPO without Pins, OFNR Jacket, Yellow, 1.0m	130.29
MPFF6S-3	Single mode 6 Fiber Ribbon, MPO/MPO without Pins, OFNR Jacket, Yellow, 3.0m	136.62
MPFF6S-5	Single mode 6 Fiber Ribbon, MPO/MPO without Pins, OFNR Jacket, Yellow, 5.0m	143.00
MPFF6S-10	Single mode 6 Fiber Ribbon, MPO/MPO without Pins, OFNR Jacket, Yellow, 10.0m	158.87
MPFF6S-25	Single mode 6 Fiber Ribbon, MPO/MPO without Pins, OFNR Jacket, Yellow, 25.0m	211.41
MPFF6S-50	Single mode 6 Fiber Ribbon, MPO/MPO without Pins, OFNR Jacket, Yellow, 50.0m	292.45
MPFF6S-100	Single mode 6 Fiber Ribbon, MPO/MPO without Pins, OFNR Jacket, Yellow, 100.0m	455.16

MPFF12S-1	Single mode 12 Fiber Ribbon, MPO/MPO without Pins, OFNR Jacket, Yellow, 1.0m	130.85
MPFF12S-3	Single mode 12 Fiber Ribbon, MPO/MPO without Pins, OFNR Jacket, Yellow, 3.0m	138.35
MPFF12S-5	Single mode 12 Fiber Ribbon, MPO/MPO without Pins, OFNR Jacket, Yellow, 5.0m	145.88
MPFF12S-10	Single mode 12 Fiber Ribbon, MPO/MPO without Pins, OFNR Jacket, Yellow, 10.0m	164.64
MPFF12S-25	Single mode 12 Fiber Ribbon, MPO/MPO without Pins, OFNR Jacket, Yellow, 25.0m	226.15
MPFF12S-50	Single mode 12 Fiber Ribbon, MPO/MPO without Pins, OFNR Jacket, Yellow, 50.0m	321.92
MPFF12S-100	Single mode 12 Fiber Ribbon, MPO/MPO without Pins, OFNR Jacket, Yellow, 100.0m	514.11

6 or 12 FIBER FANOUT CABLES - MPO to LC FANOUT

MPM6S-LC-1	Single mode 6 Fiber Ribbon, MPO with Pins/6x LC Fanout, OFNR Jacket, Yellow, 1.0m	115.59
MPM6S-LC-5	Single mode 6 Fiber Ribbon, MPO with Pins/6x LC Fanout, OFNR Jacket, Yellow, 5.0m	129.79
MPM6S-LC-10	Single mode 6 Fiber Ribbon, MPO with Pins/6x LC Fanout, OFNR Jacket, Yellow, 10.0m	147.33

MPM12S-LC-1	Single mode 12 Fiber Ribbon, MPO with Pins/12x LC Fanout, OFNR Jacket, Yellow, 1.0m	154.73
MPM12S-LC-5	Single mode 12 Fiber Ribbon, MPO with Pins/12x LC Fanout, OFNR Jacket, Yellow, 5.0m	171.14
MPM12S-LC-10	Single mode 12 Fiber Ribbon, MPO with Pins/12x LC Fanout, OFNR Jacket, Yellow, 10.0m	192.14



Item #	Description	1-9
6 or 12 FIBER FANOUT CABLES - MPO to LC FLEX BOOT FANOUT		
MPM6S-FLC-1	Single mode 6 Fiber Ribbon, MPO with Pins/6x Flex LC Fanout, OFNR Jacket, Yellow, 1.0m	129.46
MPM6S-FLC-5	Single mode 6 Fiber Ribbon, MPO with Pins/6x Flex LC Fanout, OFNR Jacket, Yellow, 5.0m	145.39
MPM6S-FLC-10	Single mode 6 Fiber Ribbon, MPO with Pins/6x Flex LC Fanout, OFNR Jacket, Yellow, 10.0m	166.12
MPM12S-FLC-1	Single mode 12 Fiber Ribbon, MPO with Pins/12x Flex LC Fanout, OFNR Jacket, Yellow, 1.0m	173.30
MPM12S-FLC-5	Single mode 12 Fiber Ribbon, MPO with Pins/12x Flex LC Fanout, OFNR Jacket, Yellow, 5.0m	191.71
MPM12S-FLC-10	Single mode 12 Fiber Ribbon, MPO with Pins/12x Flex LC Fanout, OFNR Jacket, Yellow, 10.0m	215.19

9/125 Single mode LC Loopback

L-com's Single mode LC loopback cable is handy for a number of test applications. A generous yet manageable fiber loop virtually eliminates bend loss.

SFOL-LC	Single mode Fiber Loopback, Clipped LC	23.25
---------	--	-------



Fiber Optic Single mode Couplers/Adapters

Need to join two single mode cables with the same connector types? Use these fiber optic couplers which utilize precise ceramic sleeves best suited to single mode applications.

Item #	Description	Body	Sleeve	1-9
LC, SC and ST STYLES (see L-com.com for additional styles and options)				
FOA-500A	Simplex LC/LC Coupler Low Profile	Plastic	Ceramic	11.63
FOA-550A	Duplex LC/LC Coupler Low Profile	Plastic	Ceramic	15.63
FOA-801	Duplex LC/LC Coupler with Mounting Flange	Plastic	Ceramic	15.15
FOA-570	Quad LC/LC Coupler with Mounting Flange	Plastic	Ceramic	22.87
FOA-002A	Simplex SC/SC Coupler with Mounting Flange	Plastic	Ceramic	6.54
FOA-002MA	Simplex SC/SC Coupler with Mounting Flange	Metal	Ceramic	9.23
FOA-005A	Duplex SC/SC Coupler with Mounting Flange	Plastic	Ceramic	9.36
FOA-005MA	Duplex SC/SC Coupler with Mounting Flange	Metal	Ceramic	11.92
FOA-001A	Simplex ST/ST Coupler with D Hole Mount	Metal	Ceramic	5.68
FOA-011A	Simplex ST/ST Coupler with Mounting Flange	Metal	Ceramic	6.09
FOA-401A	Duplex ST/ST Coupler with Mounting Flange	Metal	Ceramic	11.69

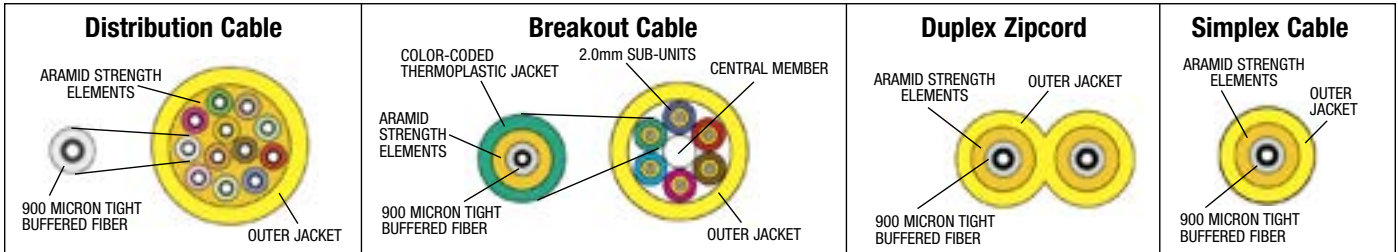
Need to change from one type of single mode connector to another? Use these fiber optic adapters.

Item #	Description	Body	Sleeve	1-9
LC, SC and ST STYLES (see L-com.com for additional styles and options)				
FOA-014	Simplex LC/SC Adapter Low Profile	Plastic	Ceramic	57.38
FOA-020C	Simplex LC/SC Adapter with Mounting Flange	Plastic	Ceramic	37.17
FOA-006	Duplex SC/ST Adapter with Mounting Flange	Plastic	Ceramic	12.31
FOA-006MA	Duplex SC/ST Adapter with Mounting Flange	Metal	Ceramic	16.96
FOA-211A	Simplex SC/ST Adapter with Rectangular Mount	Metal	Ceramic	11.35




Bulk Fiber Optic Cabling - Sold by the Meter (1m = 3.28ft)

L-com offers the most popular types of Simplex, Duplex, Breakout and Distribution style cables. All are available from stock in 1 meter intervals with a 25 meter minimum unless otherwise noted. Other cabling types are available by request. Jacket color of bulk cable may vary. Contact L-com today for custom termination of bulk cable. **NOTE:** Bulk cable custom lengths are non-returnable.




Item #	Description	Color	1-9
9/125 Single mode Bulk Fiber Cable			
DISTRIBUTION STYLE WITH 900µm SUB UNITS			
FOBSNGD6-M	Single mode 6 Count Indoor/Outdoor OFNP Bulk Fiber Distribution Cable	Yellow	2.81
FOBSNGD12-M	Single mode 12 Count Indoor/Outdoor OFNP Bulk Fiber Distribution Cable	Yellow	7.78
FOBSNGD24-M	Single mode 24 Count Indoor/Outdoor OFNP Bulk Fiber Distribution Cable	Yellow	13.17
BREAKOUT STYLE WITH 2mm SUB UNITS			
FOBOS1B2-M	Single mode 2 Count Indoor/Outdoor OFNP Bulk Fiber Breakout Cable	Yellow	5.51
FOBOS1B4-M	Single mode 4 Count Indoor/Outdoor OFNP Bulk Fiber Breakout Cable	Yellow	6.20
FOBOS1B6-M	Single mode 6 Count Indoor/Outdoor OFNP Bulk Fiber Breakout Cable	Yellow	8.53
FOBOS1B12-M	Single mode 12 Count Indoor/Outdoor OFNP Bulk Fiber Breakout Cable	Yellow	13.72
PATCH STYLE SIMPLEX OR DUPLEX (ZIPCORD) WITH 2mm CABLE OD			
FOBOS1S-M	Single mode Simplex Indoor OFNR Bulk Fiber Cable	Yellow	1.25
FOBOS1Z-M	Single mode Duplex (Zipcord) Indoor OFNR Bulk Fiber Cable	Yellow	2.07



How do fiber optics work?

[Online Video](#)

L-com.com/videos/A15



FODST-LC-01



MPMM60M1



MTPF06



MTPM12-LC

OM1 62.5/125 Multimode Duplex Patch Cords

L-com's OM1 62.5/125 fiber optic cables are 100% optically tested and utilize a PC polish. Check L-com.com for additional lengths, colors and connector options. All cable measurements are in meters. 1m=3.28ft. See L-com's Custom Cable Configurator to make your own length variations of existing cables in any whole foot or meter increment.

Item #	Description	1-9
--------	-------------	-----

OM1 62.5/125 Multimode Fiber Patch Cords

PVC RISER (OFNR) RATED OPTIONS

FODLC-01	OM1 Fiber Cable, Dual LC/Dual LC, OFNR Jacket, Gray, 1.0m	19.70
FODLC-02	OM1 Fiber Cable, Dual LC/Dual LC, OFNR Jacket, Gray, 2.0m	22.13
FODLC-03	OM1 Fiber Cable, Dual LC/Dual LC, OFNR Jacket, Gray, 3.0m	24.35
FODSC-01	OM1 Fiber Cable, Dual SC/Dual SC, OFNR Jacket, Gray, 1.0m	18.89
FODSC-02	OM1 Fiber Cable, Dual SC/Dual SC, OFNR Jacket, Gray, 2.0m	20.98
FODSC-03	OM1 Fiber Cable, Dual SC/Dual SC, OFNR Jacket, Gray, 3.0m	21.83
FODSTC-01	OM1 Fiber Cable, Dual ST/Dual ST, OFNR Jacket, Gray, 1.0m	18.52
FODSTC-02	OM1 Fiber Cable, Dual ST/Dual ST, OFNR Jacket, Gray, 2.0m	19.97
FODSTC-03	OM1 Fiber Cable, Dual ST/Dual ST, OFNR Jacket, Gray, 3.0m	21.42

FODSC-LC-01	OM1 Fiber Cable, Dual SC/Dual LC, OFNR Jacket, Gray, 1.0m	26.25
FODSC-LC-02	OM1 Fiber Cable, Dual SC/Dual LC, OFNR Jacket, Gray, 2.0m	27.46
FODSC-LC-03	OM1 Fiber Cable, Dual SC/Dual LC, OFNR Jacket, Gray, 3.0m	28.92

FODST-LC-01	OM1 Fiber Cable, Dual ST/Dual LC, OFNR Jacket, Gray, 1.0m	28.37
FODST-LC-02	OM1 Fiber Cable, Dual ST/Dual LC, OFNR Jacket, Gray, 2.0m	29.83
FODST-LC-03	OM1 Fiber Cable, Dual ST/Dual LC, OFNR Jacket, Gray, 3.0m	31.29

PLENUM (OFNP) RATED OPTIONS

FODPLC-01	OM1 Fiber Cable, Dual LC/Dual LC, OFNP Jacket, Gray, 1.0m	33.59
FODPLC-02	OM1 Fiber Cable, Dual LC/Dual LC, OFNP Jacket, Gray, 2.0m	34.70
FODPLC-03	OM1 Fiber Cable, Dual LC/Dual LC, OFNP Jacket, Gray, 3.0m	35.89

FODPSC-01	OM1 Fiber Cable, Dual SC/Dual SC, OFNP Jacket, Gray, 1.0m	21.44
FODPSC-02	OM1 Fiber Cable, Dual SC/Dual SC, OFNP Jacket, Gray, 2.0m	21.55
FODPSC-03	OM1 Fiber Cable, Dual SC/Dual SC, OFNP Jacket, Gray, 3.0m	22.68

LOW SMOKE ZERO HALOGEN (LSZH) OPTIONS

FODZLC-01	OM1 Fiber Cable, Dual LC/Dual LC, LSZH Jacket, Gray, 1.0m	42.23
FODZLC-02	OM1 Fiber Cable, Dual LC/Dual LC, LSZH Jacket, Gray, 2.0m	42.28
FODZLC-03	OM1 Fiber Cable, Dual LC/Dual LC, LSZH Jacket, Gray, 3.0m	45.72

FODZSC-01	OM1 Fiber Cable, Dual SC/Dual SC, LSZH Jacket, Gray, 1.0m	17.58
FODZSC-02	OM1 Fiber Cable, Dual SC/Dual SC, LSZH Jacket, Gray, 2.0m	19.40
FODZSC-03	OM1 Fiber Cable, Dual SC/Dual SC, LSZH Jacket, Gray, 3.0m	21.16

OM1 62.5/125 Multimode MPO Fiber Ribbon and Fanout Cables

These multi-fiber MPO assemblies provide significant advantages in size by offering 12 times the density when compared to using separate SC connectors. Fan-out assemblies are ideal for making connections within rack or wall mounted fiber enclosures that utilize single fiber connectors and new Flex boot LC connectors are available for applications requiring a 90° bend or other situations with tight space constraints.

6 or 12 FIBER RIBBON CABLES - MPO to MPO

MPMM60M1-1	OM1 6 Fiber Ribbon Cable, MPO/MPO with Pins, OFNR Jacket, Orange, 1.0m	77.85
MPMM60M1-3	OM1 6 Fiber Ribbon Cable, MPO/MPO with Pins, OFNR Jacket, Orange, 3.0m	86.81
MPMM60M1-5	OM1 6 Fiber Ribbon Cable, MPO/MPO with Pins, OFNR Jacket, Orange, 5.0m	95.75
MPMM60M1-10	OM1 6 Fiber Ribbon Cable, MPO/MPO with Pins, OFNR Jacket, Orange, 10.0m	118.14
MPMM60M1-25	OM1 6 Fiber Ribbon Cable, MPO/MPO with Pins, OFNR Jacket, Orange, 25.0m	185.72
MPMM60M1-50	OM1 6 Fiber Ribbon Cable, MPO/MPO with Pins, OFNR Jacket, Orange, 50.0m	298.01
MPMM60M1-100	OM1 6 Fiber Ribbon Cable, MPO/MPO with Pins, OFNR Jacket, Orange, 100.0m	522.64

MPMM120M1-1	OM1 12 Fiber Ribbon Cable, MPO/MPO with Pins, OFNR Jacket, Orange, 1.0m	89.83
MPMM120M1-3	OM1 12 Fiber Ribbon Cable, MPO/MPO with Pins, OFNR Jacket, Orange, 3.0m	99.68
MPMM120M1-5	OM1 12 Fiber Ribbon Cable, MPO/MPO with Pins, OFNR Jacket, Orange, 5.0m	109.48
MPMM120M1-10	OM1 12 Fiber Ribbon Cable, MPO/MPO with Pins, OFNR Jacket, Orange, 10.0m	134.04
MPMM120M1-25	OM1 12 Fiber Ribbon Cable, MPO/MPO with Pins, OFNR Jacket, Orange, 25.0m	221.05
MPMM120M1-50	OM1 12 Fiber Ribbon Cable, MPO/MPO with Pins, OFNR Jacket, Orange, 50.0m	337.80
MPMM120M1-100	OM1 12 Fiber Ribbon Cable, MPO/MPO with Pins, OFNR Jacket, Orange, 100.0m	588.94

MTPF06-1	OM1 6 Fiber Ribbon Cable, MPO/MPO without Pins, OFNR Jacket, Orange, 1.0m	73.78
MTPF06-3	OM1 6 Fiber Ribbon Cable, MPO/MPO without Pins, OFNR Jacket, Orange, 3.0m	82.74
MTPF06-5	OM1 6 Fiber Ribbon Cable, MPO/MPO without Pins, OFNR Jacket, Orange, 5.0m	91.70
MTPF06-10	OM1 6 Fiber Ribbon Cable, MPO/MPO without Pins, OFNR Jacket, Orange, 10.0m	114.11
MTPF06-25	OM1 6 Fiber Ribbon Cable, MPO/MPO without Pins, OFNR Jacket, Orange, 25.0m	190.80
MTPF06-50	OM1 6 Fiber Ribbon Cable, MPO/MPO without Pins, OFNR Jacket, Orange, 50.0m	305.89
MTPF06-100	OM1 6 Fiber Ribbon Cable, MPO/MPO without Pins, OFNR Jacket, Orange, 100.0m	523.78

MTPF12-1	OM1 12 Fiber Ribbon Cable, MPO/MPO without Pins, OFNR Jacket, Orange, 1.0m	85.77
MTPF12-3	OM1 12 Fiber Ribbon Cable, MPO/MPO without Pins, OFNR Jacket, Orange, 3.0m	95.60
MTPF12-5	OM1 12 Fiber Ribbon Cable, MPO/MPO without Pins, OFNR Jacket, Orange, 5.0m	105.46
MTPF12-10	OM1 12 Fiber Ribbon Cable, MPO/MPO without Pins, OFNR Jacket, Orange, 10.0m	129.98
MTPF12-25	OM1 12 Fiber Ribbon Cable, MPO/MPO without Pins, OFNR Jacket, Orange, 25.0m	212.80
MTPF12-50	OM1 12 Fiber Ribbon Cable, MPO/MPO without Pins, OFNR Jacket, Orange, 50.0m	330.83
MTPF12-100	OM1 12 Fiber Ribbon Cable, MPO/MPO without Pins, OFNR Jacket, Orange, 100.0m	579.38

6 or 12 FIBER FANOUT CABLES - MPO to LC FANOUT

MTPM06-LC-01	OM1 6 Fiber Ribbon Cable, MPO with Pins/6x LC Fanout, OFNR Jacket, Orange, 1.0m	84.96
MTPM06-LC-05	OM1 6 Fiber Ribbon Cable, MPO with Pins/6x LC Fanout, OFNR Jacket, Orange, 5.0m	100.04
MTPM06-LC-10	OM1 6 Fiber Ribbon Cable, MPO with Pins/6x LC Fanout, OFNR Jacket, Orange, 10.0m	125.63

MTPM12-LC-01	OM1 12 Fiber Ribbon Cable, MPO with Pins/12x LC Fanout, OFNR Jacket, Orange, 1.0m	123.42
MTPM12-LC-05	OM1 12 Fiber Ribbon Cable, MPO with Pins/12x LC Fanout, OFNR Jacket, Orange, 5.0m	144.53
MTPM12-LC-10	OM1 12 Fiber Ribbon Cable, MPO with Pins/12x LC Fanout, OFNR Jacket, Orange, 10.0m	173.46

Item #	Description	1-9
--------	-------------	-----

6 or 12 FIBER FANOUT CABLES - MPO to LC FLEX BOOT FANOUT

MPM60M1-FLC-1	OM1 6 Fiber Ribbon Cable, MPO with Pins/6x Flex LC Fanout, OFNR Jacket, Orange, 1.0m	91.51
MPM60M1-FLC-5	OM1 6 Fiber Ribbon Cable, MPO with Pins/6x Flex LC Fanout, OFNR Jacket, Orange, 5.0m	112.08
MPM60M1-FLC-10	OM1 6 Fiber Ribbon Cable, MPO with Pins/6x Flex LC Fanout, OFNR Jacket, Orange, 10.0m	140.75
MPM120M1-FLC-1	OM1 12 Fiber Ribbon Cable, MPO with Pins/12x Flex LC Fanout, OFNR Jacket, Orange, 1.0m	138.26
MPM120M1-FLC-5	OM1 12 Fiber Ribbon Cable, MPO with Pins/12x Flex LC Fanout, OFNR Jacket, Orange, 5.0m	161.91
MPM120M1-FLC-10	OM1 12 Fiber Ribbon Cable, MPO with Pins/12x Flex LC Fanout, OFNR Jacket, Orange, 10.0m	194.30

OM1 62.5/125 Multimode LC Loopback

L-com's OM1 LC loopback cable is handy for a number of test applications. A generous yet manageable fiber loop virtually eliminates bend loss.

FOL-LC	OM1 Fiber Loopback, Clipped LC	17.81
--------	--------------------------------	-------

Fiber Optic Multimode Couplers/Adapters

Need to join two multimode cables with the same connector types? Use these fiber optic couplers which utilize durable bronze sleeves best suited for multimode applications.

Item #	Description	Body	Sleeve	1-9
--------	-------------	------	--------	-----

LC, MPO, SC and ST STYLES (see L-com.com for additional styles and options)

FOA-802	Duplex LC Coupler with Mounting Flange	Plastic	Bronze	7.04
FOA-803	Duplex LC Coupler, Low Profile	Plastic	Bronze	4.70
FOA-560	Quad LC Coupler with Mounting Flange	Plastic	Bronze	18.66
FOA-MPO	MPO Coupler	Plastic	N/A	22.57
FOA-MPOF	MPO Coupler with Mounting Flange	Plastic	N/A	22.57
FOA-002	Simplex SC Coupler with Mounting Flange	Plastic	Bronze	4.62
FOA-002M	Simplex SC Coupler with Mounting Flange	Metal	Bronze	6.13
FOA-005	Duplex SC Coupler with Mounting Flange	Plastic	Bronze	6.54
FOA-005M	Duplex SC Coupler with Mounting Flange	Metal	Bronze	9.62
FOA-001	Simplex ST Coupler with D-Hole Mount	Metal	Bronze	3.45
FOA-011	Simplex ST Coupler with Rectangular Mount	Metal	Bronze	3.76
FOA-401	Duplex ST Coupler with Mounting Flange	Metal	Bronze	5.85

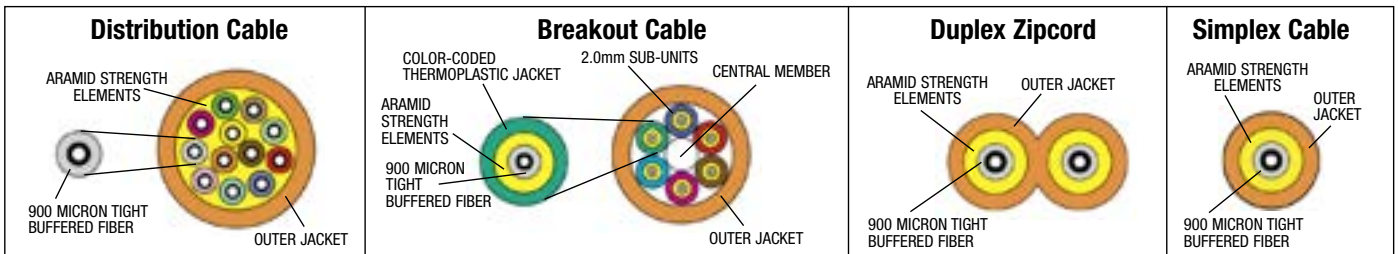
Need to change from one type of multimode connector to another? Use these fiber optic adapters.

LC, SC and ST STYLES (see L-com.com for additional styles and options)

FOA-020C	Simplex LC/SC Adapter with Mounting Flange	Plastic	Bronze	37.17
FOA-211	Simplex ST/SC Adapter with Rectangular Mount	Metal	Bronze	6.02
FOA-201	Simplex ST/SC Adapter with Square Mount	Metal	Bronze	10.27
FOA-006M	Duplex ST/SC Adapter with Mounting Flange	Metal	Bronze	12.31

Bulk Fiber Optic Cabling - Sold by the Meter (1m = 3.28ft)

L-com offers the most popular types of Simplex, Duplex, Breakout and Distribution style cables. All are available from stock in 1 meter intervals with a 25 meter minimum unless otherwise noted. Other cabling types are available by request. Jacket color of bulk cable may vary. Contact L-com today for custom termination of bulk cable. **NOTE:** Bulk cable custom lengths are non-returnable.



Item #	Description	Color	1-9
--------	-------------	-------	-----

OM1 62.5/125 Multimode Bulk Fiber Cable

DISTRIBUTION STYLE WITH 900µm SUB UNITS



FOB625D6-M	OM1 6 Count Indoor/Outdoor OFNP Bulk Fiber Distribution Cable	Orange	5.67
FOB625D12-M	OM1 12 Count Indoor/Outdoor OFNP Bulk Fiber Distribution Cable	Orange	9.31
FOB625D24-M	OM1 24 Count Indoor/Outdoor OFNP Bulk Fiber Distribution Cable	Orange	18.79

BREAKOUT STYLE WITH 2mm SUB UNITS

FOB0M1B2-M	OM1 2 Count Indoor/Outdoor OFNP Bulk Fiber Breakout Cable	Orange	5.94
FOB0M1B4-M	OM1 4 Count Indoor/Outdoor OFNP Bulk Fiber Breakout Cable	Orange	7.02
FOB0M1B6-M	OM1 6 Count Indoor/Outdoor OFNP Bulk Fiber Breakout Cable	Orange	9.83
FOB0M1B12-M	OM1 12 Count Indoor/Outdoor OFNP Bulk Fiber Breakout Cable	Orange	17.28

PATCH STYLE SIMPLEX OR DUPLEX (ZIPCORD) WITH 2mm CABLE OD


FOB0M1S-M	OM1 Simplex Indoor/OFNR Bulk Fiber Cable	Orange	1.46
FOB0M1Z-M	OM1 Duplex (Zipcord) Indoor/OFNR Bulk Fiber Cable	Orange	2.11




What do the numbers mean?

Online Video

L-com.com/videos/A15





OM2 50/125 Multimode Duplex Patch Cords

L-com's OM2 50/125 fiber optic cables are 100% optically tested and utilize a PC polish. Check L-com.com for additional length, color and connector options. All cable measurements are in meters. 1m=3.28ft. See L-com's Custom Cable Configurator to make your own length variations of existing cables in any whole foot or meter increment.

Item #	Description	1-9
--------	-------------	-----

OM2 50/125 Multimode Duplex Fiber Patch Cords

PVC RISER (OFNR) RATED OPTIONS

FODLC50-01	OM2 Fiber Cable, Dual LC/Dual LC, OFNR Jacket, Orange, 1.0m	19.98
FODLC50-02	OM2 Fiber Cable, Dual LC/Dual LC, OFNR Jacket, Orange, 2.0m	22.34
FODLC50-03	OM2 Fiber Cable, Dual LC/Dual LC, OFNR Jacket, Orange, 3.0m	24.59

FODSC50-01	OM2 Fiber Cable, Dual SC/Dual SC, OFNR Jacket, Orange, 1.0m	18.89
FODSC50-02	OM2 Fiber Cable, Dual SC/Dual SC, OFNR Jacket, Orange, 2.0m	20.36
FODSC50-03	OM2 Fiber Cable, Dual SC/Dual SC, OFNR Jacket, Orange, 3.0m	21.83

FODSTC50-01	OM2 Fiber Cable, Dual ST/Dual ST, OFNR Jacket, Orange, 1.0m	18.89
FODSTC50-02	OM2 Fiber Cable, Dual ST/Dual ST, OFNR Jacket, Orange, 2.0m	20.36
FODSTC50-03	OM2 Fiber Cable, Dual ST/Dual ST, OFNR Jacket, Orange, 3.0m	21.83

FODSC50-LC-01	OM2 Fiber Cable, Dual SC/Dual LC, OFNR Jacket, Orange, 1.0m	28.37
FODSC50-LC-02	OM2 Fiber Cable, Dual SC/Dual LC, OFNR Jacket, Orange, 2.0m	29.83
FODSC50-LC-03	OM2 Fiber Cable, Dual SC/Dual LC, OFNR Jacket, Orange, 3.0m	31.29

FODST50-LC-01	OM2 Fiber Cable, Dual ST/Dual LC, OFNR Jacket, Orange, 1.0m	30.66
FODST50-LC-02	OM2 Fiber Cable, Dual ST/Dual LC, OFNR Jacket, Orange, 2.0m	32.13
FODST50-LC-03	OM2 Fiber Cable, Dual ST/Dual LC, OFNR Jacket, Orange, 3.0m	33.59

PLENUM (OFNP) RATED OPTIONS

FODPLC50-01	OM2 Fiber Cable, Dual LC/Dual LC, OFNP Jacket, Orange, 1.0m	34.20
FODPLC50-02	OM2 Fiber Cable, Dual LC/Dual LC, OFNP Jacket, Orange, 2.0m	35.38
FODPLC50-03	OM2 Fiber Cable, Dual LC/Dual LC, OFNP Jacket, Orange, 3.0m	33.48

FODPSC50-01	OM2 Fiber Cable, Dual SC/Dual SC, OFNP Jacket, Orange, 1.0m	21.44
FODPSC50-02	OM2 Fiber Cable, Dual SC/Dual SC, OFNP Jacket, Orange, 2.0m	22.63
FODPSC50-03	OM2 Fiber Cable, Dual SC/Dual SC, OFNP Jacket, Orange, 3.0m	22.68

LOW SMOKE ZERO HALOGEN (LSZH) OPTIONS

FODZLC50-01	OM2 Fiber Cable, Dual LC/Dual LC, LSZH Jacket, Orange, 1.0m	43.07
FODZLC50-02	OM2 Fiber Cable, Dual LC/Dual LC, LSZH Jacket, Orange, 2.0m	44.81
FODZLC50-03	OM2 Fiber Cable, Dual LC/Dual LC, LSZH Jacket, Orange, 3.0m	44.81

FODZSC50-01	OM2 Fiber Cable, Dual SC/Dual SC, LSZH Jacket, Orange, 1.0m	16.74
FODZSC50-02	OM2 Fiber Cable, Dual SC/Dual SC, LSZH Jacket, Orange, 2.0m	19.40
FODZSC50-03	OM2 Fiber Cable, Dual SC/Dual SC, LSZH Jacket, Orange, 3.0m	20.14

OM2 50/125 Multimode MPO Fiber Ribbon and Fanout Cables

These multi-fiber MPO assemblies provide significant advantages in size by offering 12 times the density when compared to using separate SC connectors. Fan-out assemblies are ideal for making connections within rack or wall mounted fiber enclosures that utilize single fiber connectors and new Flex boot LC connectors are available for applications requiring a 90° bend or other situation with tight space constraints.

6 or 12 FIBER RIBBON CABLES - MPO to MPO

MPMM60M2-1	OM2 6 Fiber Ribbon Cable, MPO/MPO with Pins, OFNR Jacket, Orange, 1.0m	77.85
MPMM60M2-3	OM2 6 Fiber Ribbon Cable, MPO/MPO with Pins, OFNR Jacket, Orange, 3.0m	86.81
MPMM60M2-5	OM2 6 Fiber Ribbon Cable, MPO/MPO with Pins, OFNR Jacket, Orange, 5.0m	95.75
MPMM60M2-10	OM2 6 Fiber Ribbon Cable, MPO/MPO with Pins, OFNR Jacket, Orange, 10.0m	118.14
MPMM60M2-25	OM2 6 Fiber Ribbon Cable, MPO/MPO with Pins, OFNR Jacket, Orange, 25.0m	185.72
MPMM60M2-50	OM2 6 Fiber Ribbon Cable, MPO/MPO with Pins, OFNR Jacket, Orange, 50.0m	298.01
MPMM60M2-100	OM2 6 Fiber Ribbon Cable, MPO/MPO with Pins, OFNR Jacket, Orange, 100.0m	522.64

MPMM120M2-1	OM2 12 Fiber Ribbon Cable, MPO/MPO with Pins, OFNR Jacket, Orange, 1.0m	89.83
MPMM120M2-3	OM2 12 Fiber Ribbon Cable, MPO/MPO with Pins, OFNR Jacket, Orange, 3.0m	99.68
MPMM120M2-5	OM2 12 Fiber Ribbon Cable, MPO/MPO with Pins, OFNR Jacket, Orange, 5.0m	109.48
MPMM120M2-10	OM2 12 Fiber Ribbon Cable, MPO/MPO with Pins, OFNR Jacket, Orange, 10.0m	134.04
MPMM120M2-25	OM2 12 Fiber Ribbon Cable, MPO/MPO with Pins, OFNR Jacket, Orange, 25.0m	212.55
MPMM120M2-50	OM2 12 Fiber Ribbon Cable, MPO/MPO with Pins, OFNR Jacket, Orange, 50.0m	337.80
MPMM120M2-100	OM2 12 Fiber Ribbon Cable, MPO/MPO with Pins, OFNR Jacket, Orange, 100.0m	588.94


MPFF60M2-1	OM2 6 Fiber Ribbon Cable, MPO/MPO without Pins, OFNR Jacket, Orange, 1.0m	73.78
MPFF60M2-3	OM2 6 Fiber Ribbon Cable, MPO/MPO without Pins, OFNR Jacket, Orange, 3.0m	82.74
MPFF60M2-5	OM2 6 Fiber Ribbon Cable, MPO/MPO without Pins, OFNR Jacket, Orange, 5.0m	91.70
MPFF60M2-10	OM2 6 Fiber Ribbon Cable, MPO/MPO without Pins, OFNR Jacket, Orange, 10.0m	114.11
MPFF60M2-25	OM2 6 Fiber Ribbon Cable, MPO/MPO without Pins, OFNR Jacket, Orange, 25.0m	181.78
MPFF60M2-50	OM2 6 Fiber Ribbon Cable, MPO/MPO without Pins, OFNR Jacket, Orange, 50.0m	294.12
MPFF60M2-100	OM2 6 Fiber Ribbon Cable, MPO/MPO without Pins, OFNR Jacket, Orange, 100.0m	518.76

MPFF120M2-1	OM2 12 Fiber Ribbon Cable, MPO/MPO without Pins, OFNR Jacket, Orange, 1.0m	85.77
MPFF120M2-3	OM2 12 Fiber Ribbon Cable, MPO/MPO without Pins, OFNR Jacket, Orange, 3.0m	95.60
MPFF120M2-5	OM2 12 Fiber Ribbon Cable, MPO/MPO without Pins, OFNR Jacket, Orange, 5.0m	105.46
MPFF120M2-10	OM2 12 Fiber Ribbon Cable, MPO/MPO without Pins, OFNR Jacket, Orange, 10.0m	129.98
MPFF120M2-25	OM2 12 Fiber Ribbon Cable, MPO/MPO without Pins, OFNR Jacket, Orange, 25.0m	204.02
MPFF120M2-50	OM2 12 Fiber Ribbon Cable, MPO/MPO without Pins, OFNR Jacket, Orange, 50.0m	327.48
MPFF120M2-100	OM2 12 Fiber Ribbon Cable, MPO/MPO without Pins, OFNR Jacket, Orange, 100.0m	573.82

6 or 12 FIBER FANOUT CABLES - MPO to LC Fanout

MPM60M2-LC-1	OM2 6 Fiber Ribbon Cable, MPO with Pins/6x LC Fanout, OFNR Jacket, Orange, 1.0m	81.15
MPM60M2-LC-5	OM2 6 Fiber Ribbon Cable, MPO with Pins/6x LC Fanout, OFNR Jacket, Orange, 5.0m	100.04
MPM60M2-LC-10	OM2 6 Fiber Ribbon Cable, MPO with Pins/6x LC Fanout, OFNR Jacket, Orange, 10.0m	124.55

MPM120M2-LC-1	OM2 12 Fiber Ribbon Cable, MPO with Pins/12x LC Fanout, OFNR Jacket, Orange, 1.0m	128.36
MPM120M2-LC-5	OM2 12 Fiber Ribbon Cable, MPO with Pins/12x LC Fanout, OFNR Jacket, Orange, 5.0m	150.31
MPM120M2-LC-10	OM2 12 Fiber Ribbon Cable, MPO with Pins/12x LC Fanout, OFNR Jacket, Orange, 10.0m	171.25

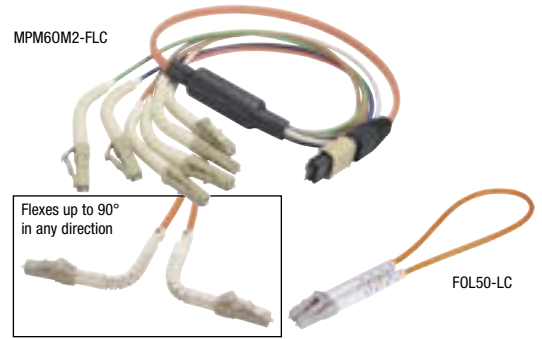


Item #	Description	1-9
6 or 12 FIBER FANOUT CABLES - MPO to LC FLEX BOOT FANOUT		
MPM60M2-FLC-1	OM2 6 Fiber Ribbon Cable, MPO with Pins/6x Flex LC Fanout, OFNR Jacket, Orange, 1.0m	90.92
MPM60M2-FLC-5	OM2 6 Fiber Ribbon Cable, MPO with Pins/6x Flex LC Fanout, OFNR Jacket, Orange, 5.0m	112.08
MPM60M2-FLC-10	OM2 6 Fiber Ribbon Cable, MPO with Pins/6x Flex LC Fanout, OFNR Jacket, Orange, 10.0m	139.50
MPM120M2-FLC-1	OM2 12 Fiber Ribbon Cable, MPO with Pins/12x Flex LC Fanout, OFNR Jacket, Orange, 1.0m	138.26
MPM120M2-FLC-5	OM2 12 Fiber Ribbon Cable, MPO with Pins/12x Flex LC Fanout, OFNR Jacket, Orange, 5.0m	161.91
MPM120M2-FLC-10	OM2 12 Fiber Ribbon Cable, MPO with Pins/12x Flex LC Fanout, OFNR Jacket, Orange, 10.0m	191.82

OM2 50/125 Multimode LC Loopback

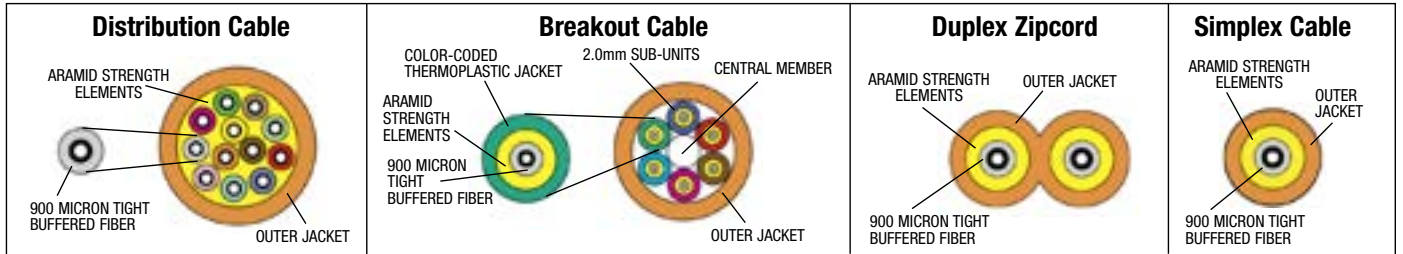
L-com's OM2 LC loopback cable is handy for a number of test applications. A generous yet manageable fiber loop virtually eliminates bend loss.

FOL50-LC	OM2 Fiber Loopback, Clipped LC	17.81
----------	--------------------------------	-------

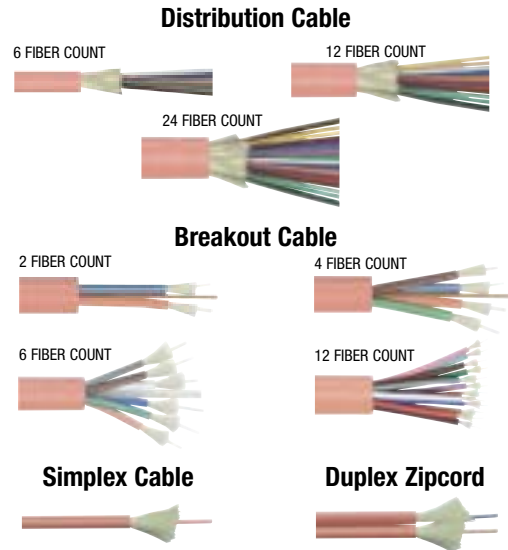


Bulk Fiber Optic Cabling - Sold by the Meter (1m = 3.28ft)

L-com offers the most popular types of Simplex, Duplex, Breakout and Distribution style cables. All are available from stock in 1 meter intervals with a 25 meter minimum unless otherwise noted. Other cabling types are available by request. Jacket color of bulk cable may vary. Contact L-com today for custom termination of bulk cable. **NOTE:** Bulk cable custom lengths are non-returnable.



Item #	Description	Color	1-9
OM2 50/125 Multimode Bulk Fiber Cable			
DISTRIBUTION STYLE WITH 900µm SUB UNITS			
FOB500D6-M	OM2 6 Count Indoor/Outdoor OFNP Bulk Fiber Distribution Cable	Orange	4.85
FOB500D12-M	OM2 12 Count Indoor/Outdoor OFNP Bulk Fiber Distribution Cable	Orange	6.70
FOB500D24-M	OM2 24 Count Indoor/Outdoor OFNP Bulk Fiber Distribution Cable	Orange	19.66
BREAKOUT STYLE WITH 2mm SUB UNITS			
FOBOM2IB2-M	OM2 2 Count Indoor/Outdoor OFNP Bulk Fiber Breakout Cable	Orange	5.87
FOBOM2IB4-M	OM2 4 Count Indoor/Outdoor OFNP Bulk Fiber Breakout Cable	Orange	8.48
FOBOM2IB6-M	OM2 6 Count Indoor/Outdoor OFNP Bulk Fiber Breakout Cable	Orange	11.34
FOBOM2IB12-M	OM2 12 Count Indoor/Outdoor OFNP Bulk Fiber Breakout Cable	Orange	18.68
PATCH STYLE SIMPLEX OR DUPLEX (ZIPCORD) WITH 2mm CABLE OD			
FOBOM2S-M	OM2 Simplex Indoor OFNR Bulk Fiber Cable	Orange	2.04
FOBOM2Z-M	OM2 Duplex (Zipcord) Indoor OFNR Bulk Fiber Cable	Orange	2.11



Learn about fiber connectors

Online Video


L-com.com/videos/A21

Tip OM1, OM3, 10 Gig, Multimode, Single mode, Laser Optimized ... What does it all mean?

In today's world of fiber optics many choices are available when choosing fiber optic cable types. Depending on the type of fiber cable and transceiver specification, different distances and speeds are supported per technology (i.e. 100Base FX, 1 Gigabit, 10 Gigabit etc). The size of the fiber core, bandwidth requirements and transceiver wavelengths (i.e. 62.5/125, 850nm) are some of the considerations when designing a network with fiber. The transceiver is the driving force behind a fiber network and its specifications will generally determine what type of fiber cable is required. Always check the manufacturer's transceiver specifications for the equipment you are buying fiber cables for to get the best recommendation about the type of fiber you require.

The chart below outlines some of the common specifications and typical distance/speed limitations for the most popular fiber types.

	Typical Wavelength	1 Gig Typical Distance Limitation	10 Gig Typical Distance Limitation	100 Gig Typical Distance Limitation
OM1, 62.5/125 Multimode	850/1310nm	280m (918ft)	33m (108ft)	n/a
OM2, 50/125 Multimode	850/1310nm	550m (1,804ft)	82m (269ft)	n/a
OM3, 10Gig Rated 50/125 Multimode	850/1310nm	800m (2,624ft)	300m (984ft)	100m (328ft)
OM4, 100Gig Rated 50/125 Multimode	850/1310nm	1040m (3,411ft)	550m (1,804ft)	150m (492ft)
OS1/OS2, 9/125 Single mode	1310/1550nm	100km (62miles)	70km (43.5miles)	40km (25miles)



OM3 10 Gig Rated, Laser Optimized 50/125 Multimode Duplex Patch Cords

L-com's OM3 10 Gig rated 50/125 fiber optic cables are 100% optically tested and utilize a PC polish. Check L-com.com for additional length, color and connector options. All cable measurements are in meters. 1m-3.28ft. See L-com's Custom Cable Configurator to make your own length variations of existing cables in any whole foot or meter increment.

Item #	Description	1-9
--------	-------------	-----

OM3 10 Gig Rated, Laser Optimized 50/125 Multimode Duplex Fiber Patch Cords

PVC RISER (OFNR) RATED OPTIONS

FODLC-10G-01	OM3 Fiber Cable, Dual LC/Dual LC, OFNR Jacket, Aqua, 1.0m	30.10
FODLC-10G-02	OM3 Fiber Cable, Dual LC/Dual LC, OFNR Jacket, Aqua, 2.0m	31.33
FODLC-10G-03	OM3 Fiber Cable, Dual LC/Dual LC, OFNR Jacket, Aqua, 3.0m	32.57
FODSC-10G-01	OM3 Fiber Cable, Dual SC/Dual SC, OFNR Jacket, Aqua, 1.0m	23.60
FODSC-10G-02	OM3 Fiber Cable, Dual SC/Dual SC, OFNR Jacket, Aqua, 2.0m	24.78
FODSC-10G-03	OM3 Fiber Cable, Dual SC/Dual SC, OFNR Jacket, Aqua, 3.0m	24.73
FODST-10G-01	OM3 Fiber Cable, Dual ST/Dual ST, OFNR Jacket, Aqua, 1.0m	23.60
FODST-10G-02	OM3 Fiber Cable, Dual ST/Dual ST, OFNR Jacket, Aqua, 2.0m	23.60
FODST-10G-03	OM3 Fiber Cable, Dual ST/Dual ST, OFNR Jacket, Aqua, 3.0m	25.97
FODSC-LC10G-01	OM3 Fiber Cable, Dual SC/Dual LC, OFNR Jacket, Aqua, 1.0m	26.53
FODSC-LC10G-02	OM3 Fiber Cable, Dual SC/Dual LC, OFNR Jacket, Aqua, 2.0m	27.46
FODSC-LC10G-03	OM3 Fiber Cable, Dual SC/Dual LC, OFNR Jacket, Aqua, 3.0m	28.65
FODST-LC10G-01	OM3 Fiber Cable, Dual ST/Dual LC, OFNR Jacket, Aqua, 1.0m	26.53
FODST-LC10G-02	OM3 Fiber Cable, Dual ST/Dual LC, OFNR Jacket, Aqua, 2.0m	27.46
FODST-LC10G-03	OM3 Fiber Cable, Dual ST/Dual LC, OFNR Jacket, Aqua, 3.0m	28.65

LOW SMOKE ZERO HALOGEN (LSZH) OPTIONS

FODZLC-OM3-1	OM3 Fiber Cable, Dual LC/Dual LC, LSZH Jacket, Aqua, 1.0m	32.30
FODZLC-OM3-2	OM3 Fiber Cable, Dual LC/Dual LC, LSZH Jacket, Aqua, 2.0m	33.53
FODZLC-OM3-3	OM3 Fiber Cable, Dual LC/Dual LC, LSZH Jacket, Aqua, 3.0m	34.70

OM3 10 Gig Rated, Laser Optimized 50/125 Multimode MPO Fiber Ribbon & Fanout Cables

These multi-fiber MPO assemblies provide significant advantages in size by offering 12 times the density when compared to using separate SC connectors. Fanout assemblies are ideal for making connections within rack or wall mounted fiber enclosures that utilize single fiber connectors and Flex boot LC connectors are available for applications requiring a 90° bend or other situation with tight space constraints.

6 or 12 FIBER RIBBON CABLES - MPO to MPO


MPMM6OM3-3	OM3 6 Fiber Ribbon Cable, MPO Male/MPO Male, OFNR Jacket, Aqua, 3.0m	99.03
MPMM6OM3-10	OM3 6 Fiber Ribbon Cable, MPO Male/MPO Male, OFNR Jacket, Aqua, 10.0m	158.87
MPMM12OM3-3	OM3 12 Fiber Ribbon Cable, MPO Male/MPO Male, OFNR Jacket, Aqua, 3.0m	114.39
MPMM12OM3-10	OM3 12 Fiber Ribbon Cable, MPO Male/MPO Male, OFNR Jacket, Aqua, 10.0m	183.13
MPFF6OM3-3	OM3 6 Fiber Ribbon Cable, MPO Female/MPO Female, OFNR Jacket, Aqua, 3.0m	94.97
MPFF6OM3-10	OM3 6 Fiber Ribbon Cable, MPO Female/MPO Female, OFNR Jacket, Aqua, 10.0m	153.77
MPFF12OM3-3	OM3 12 Fiber Ribbon Cable, MPO Female/MPO Female, OFNR Jacket, Aqua, 3.0m	110.34
MPFF12OM3-10	OM3 12 Fiber Ribbon Cable, MPO Female/MPO Female, OFNR Jacket, Aqua, 10.0m	179.08

6 or 12 FIBER FANOUT CABLES - MPO to LC or SC FANOUT

MPM6OM3-LC-1	OM3 6 Fiber Ribbon Cable, MPO Male/6x LC Fanout, OFNR Jacket, Aqua, 1.0m	85.63
MPM6OM3-LC-5	OM3 6 Fiber Ribbon Cable, MPO Male/6x LC Fanout, OFNR Jacket, Aqua, 5.0m	122.28
MPM6OM3-LC-10	OM3 6 Fiber Ribbon Cable, MPO Male/6x LC Fanout, OFNR Jacket, Aqua, 10.0m	169.04
MPM12OM3-LC-1	OM3 12 Fiber Ribbon Cable, MPO Male/12x LC Fanout, OFNR Jacket, Aqua, 1.0m	128.98
MPM12OM3-LC-5	OM3 12 Fiber Ribbon Cable, MPO Male/12x LC Fanout, OFNR Jacket, Aqua, 5.0m	171.25
MPM12OM3-LC-10	OM3 12 Fiber Ribbon Cable, MPO Male/12x LC Fanout, OFNR Jacket, Aqua, 10.0m	225.18
MPM6OM3-SC-1	OM3 6 Fiber Ribbon Cable, MPO Male/6x SC Fanout, OFNR Jacket, Aqua, 1.0m	76.13
MPM6OM3-SC-5	OM3 6 Fiber Ribbon Cable, MPO Male/6x SC Fanout, OFNR Jacket, Aqua, 5.0m	113.43
MPM6OM3-SC-10	OM3 6 Fiber Ribbon Cable, MPO Male/6x SC Fanout, OFNR Jacket, Aqua, 10.0m	160.13
MPM12OM3-SC-1	OM3 12 Fiber Ribbon Cable, MPO Male/12x SC Fanout, OFNR Jacket, Aqua, 1.0m	110.62
MPM12OM3-SC-5	OM3 12 Fiber Ribbon Cable, MPO Male/12x SC Fanout, OFNR Jacket, Aqua, 5.0m	153.43
MPM12OM3-SC-10	OM3 12 Fiber Ribbon Cable, MPO Male/12x SC Fanout, OFNR Jacket, Aqua, 10.0m	206.83

6 or 12 FIBER FANOUT CABLES - MPO to LC FLEX BOOT FANOUT

MPM6OM3-FLC-1	OM3 6 Fiber Ribbon Cable, MPO Male/6x Flex LC Fanout, OFNR Jacket, Aqua, 1.0m	95.94
MPM6OM3-FLC-5	OM3 6 Fiber Ribbon Cable, MPO Male/6x Flex LC Fanout, OFNR Jacket, Aqua, 5.0m	136.97
MPM6OM3-FLC-10	OM3 6 Fiber Ribbon Cable, MPO Male/6x Flex LC Fanout, OFNR Jacket, Aqua, 10.0m	189.33
MPM12OM3-FLC-1	OM3 12 Fiber Ribbon Cable, MPO Male/12x Flex LC Fanout, OFNR Jacket, Aqua, 1.0m	144.47
MPM12OM3-FLC-5	OM3 12 Fiber Ribbon Cable, MPO Male/12x Flex LC Fanout, OFNR Jacket, Aqua, 5.0m	191.82
MPM12OM3-FLC-10	OM3 12 Fiber Ribbon Cable, MPO Male/12x Flex LC Fanout, OFNR Jacket, Aqua, 10.0m	252.23




OM5 Cable Assemblies - Duplex

These OM5, 50/125 Multimode laser optimized fiber optic cables are constructed from the highest quality silica and are 100% factory tested. Typically, 100 Gigabit applications are run on 9/125 Singlemode fibers, which require costly laser transceivers. By utilizing these fiber optic cables, users are able to implement high speed, low cost Multimode transceivers or VCSEL's (Vertical Cavity Surface Emitting Lasers). The OM5 fiber is optimized for SWDM (short wavelength division multiplexing) resulting in greater overall system cost savings. Custom lengths, connector combinations and polishes are available.

Item #	Description	1-9
FODLC-OM5-1	LC-LC 50/125 OM5 DPLX OFNR 1m	45.11
FODLC-OM5-3	LC-LC 50/125 OM5 DPLX OFNR 3m	49.22
FODLC-OM5-5	LC-LC 50/125 OM5 DPLX OFNR 5m	53.34
FODLC-OM5-7	LC-LC 50/125 OM5 DPLX OFNR 7m	57.46
FODLC-OM5-10	LC-LC 50/125 OM5 DPLX OFNR 10m	63.63
FODSC-OM5-1	SC-SC 50/125 OM5 DPLX OFNR 1m	39.29
FODSC-OM5-3	SC-SC 50/125 OM5 DPLX OFNR 3m	43.22
FODSC-OM5-5	SC-SC 50/125 OM5 DPLX OFNR 5m	47.15
FODSC-OM5-7	SC-SC 50/125 OM5 DPLX OFNR 7m	51.08
FODSC-OM5-10	SC-SC 50/125 OM5 DPLX OFNR 10m	56.98
FODSC-LCOM5-1	SC-LC 50/125 OM5 DPLX OFNR 1m	49.03
FODSC-LCOM5-3	SC-LC 50/125 OM5 DPLX OFNR 3m	55.91
FODSC-LCOM5-5	SC-LC 50/125 OM5 DPLX OFNR 5m	55.91
FODSC-LCOM5-7	SC-LC 50/125 OM5 DPLX OFNR 7m	59.34
FODSC-LCOM5-10	SC-LC 50/125 OM5 DPLX OFNR 10m	64.50

Item #	Description	1-9
FODZLC-OM5-1	LC-LC 50/125 OM5 DPLX LSZH 1m	50.46
FODZLC-OM5-3	LC-LC 50/125 OM5 DPLX LSZH 3m	54.69
FODZLC-OM5-5	LC-LC 50/125 OM5 DPLX LSZH 5m	58.92
FODZLC-OM5-7	LC-LC 50/125 OM5 DPLX LSZH 7m	63.15
FODZLC-OM5-10	LC-LC 50/125 OM5 DPLX LSZH 10m	69.50
FODZSC-OM5-1	SC-SC 50/125 OM5 DPLX LSZH 1m	45.36
FODZSC-OM5-3	SC-SC 50/125 OM5 DPLX LSZH 3m	49.89
FODZSC-OM5-5	SC-SC 50/125 OM5 DPLX LSZH 5m	54.43
FODZSC-OM5-7	SC-SC 50/125 OM5 DPLX LSZH 7m	58.96
FODZSC-OM5-10	SC-SC 50/125 OM5 DPLX LSZH 10m	65.77
FODZSC-LCOM5-1	SC-LC 50/125 OM5 DPLX LSZH 1m	50.99
FODZSC-LCOM5-3	SC-LC 50/125 OM5 DPLX LSZH 3m	58.14
FODZSC-LCOM5-5	SC-LC 50/125 OM5 DPLX LSZH 5m	58.14
FODZSC-LCOM5-7	SC-LC 50/125 OM5 DPLX LSZH 7m	61.71
FODZSC-LCOM5-10	SC-LC 50/125 OM5 DPLX LSZH 10m	67.08



OM5 Cable Assemblies - MPO 8 Fiber

These L-com multi-fiber cables provide great advantages in size by offering up to 8 times the density when compared to the same size SC connector! Factory terminated and tested, these OM5 50/125 Multimode fiber optic cables provide significant installation time savings. A push-pull design is utilized for easy mating and removal. Available with or without alignment pins as well as Type A and Type B polarity options, and in Riser-rated or low-smoke, zero halogen jackets. L-com's MPO connectors are fully compatible with US Conec MTP products.

Item #	Description	1-9
MPFF80M5AR-1	MPO no pins to MPO no pins, 8 fiber, Type A, OM5 50/125um Multimode, OFNR Jacket, Lime Green, 1m	115.23
MPFF80M5AR-3	MPO no pins to MPO no pins, 8 fiber, Type A, OM5 50/125um Multimode, OFNR Jacket, Lime Green, 3m	115.23
MPFF80M5AR-5	MPO no pins to MPO no pins, 8 fiber, Type A, OM5 50/125um Multimode, OFNR Jacket, Lime Green, 5m	144.80
MPFF80M5AR-10	MPO no pins to MPO no pins, 8 fiber, Type A, OM5 50/125um Multimode, OFNR Jacket, Lime Green, 10m	181.76
MPFF80M5AZ-1	MPO no pins to MPO no pins, 8 fiber, Type A, OM5 50/125um Multimode, LSZH Jacket, Lime Green, 1m	115.23
MPFF80M5AZ-3	MPO no pins to MPO no pins, 8 fiber, Type A, OM5 50/125um Multimode, LSZH Jacket, Lime Green, 3m	115.23
MPFF80M5AZ-5	MPO no pins to MPO no pins, 8 fiber, Type A, OM5 50/125um Multimode, LSZH Jacket, Lime Green, 5m	144.80
MPFF80M5AZ-10	MPO no pins to MPO no pins, 8 fiber, Type A, OM5 50/125um Multimode, LSZH Jacket, Lime Green, 10m	181.76
MPFF80M5BR-1	MPO no pins to MPO no pins, 8 fiber, Type B, OM5 50/125um Multimode, OFNR Jacket, Lime Green, 1m	115.23
MPFF80M5BR-3	MPO no pins to MPO no pins, 8 fiber, Type B, OM5 50/125um Multimode, OFNR Jacket, Lime Green, 3m	115.23
MPFF80M5BR-5	MPO no pins to MPO no pins, 8 fiber, Type B, OM5 50/125um Multimode, OFNR Jacket, Lime Green, 5m	144.80
MPFF80M5BR-10	MPO no pins to MPO no pins, 8 fiber, Type B, OM5 50/125um Multimode, OFNR Jacket, Lime Green, 10m	181.76
MPFF80M5BZ-1	MPO no pins to MPO no pins, 8 fiber, Type B, OM5 50/125um Multimode, LSZH Jacket, Lime Green, 1m	115.23
MPFF80M5BZ-3	MPO no pins to MPO no pins, 8 fiber, Type B, OM5 50/125um Multimode, LSZH Jacket, Lime Green, 3m	115.23
MPFF80M5BZ-5	MPO no pins to MPO no pins, 8 fiber, Type B, OM5 50/125um Multimode, LSZH Jacket, Lime Green, 5m	144.80
MPFF80M5BZ-10	MPO no pins to MPO no pins, 8 fiber, Type B, OM5 50/125um Multimode, LSZH Jacket, Lime Green, 10m	181.76



MPFF80M5AR
MPFF80M5AZ
MPFF80M5BR
MPFF80M5BZ

OM5 Cable Assemblies - MPO 12 Fiber

Our multi-fiber ribbon cables provide great advantages in size by offering up to 12 times the density when compared to the same size SC connector! Factory terminated and tested, these OM5 50/125 Multimode fiber optic cables provide significant installation time savings. A push-pull design is utilized for easy mating and removal. Available in 12 count MPO to MPO versions with or without alignment pins as well as Type A and Type B polarity options (keyed "up/up" or "up/down"), and riser-rated or low-smoke, zero halogen jackets. L-com's MPO connectors are fully compatible with US Conec MTP products.

MPFF120M5AR-1	MPO no pins to MPO no pins, 12 fiber, Type A, OM5 50/125um Multimode, OFNR Jacket, Lime Green, 1m	147.07
MPFF120M5AR-3	MPO no pins to MPO no pins, 12 fiber, Type A, OM5 50/125um Multimode, OFNR Jacket, Lime Green, 3m	164.74
MPFF120M5AR-5	MPO no pins to MPO no pins, 12 fiber, Type A, OM5 50/125um Multimode, OFNR Jacket, Lime Green, 5m	182.41
MPFF120M5AR-10	MPO no pins to MPO no pins, 12 fiber, Type A, OM5 50/125um Multimode, OFNR Jacket, Lime Green, 10m	223.07
MPFF120M5AZ-1	MPO no pins to MPO no pins, 12 fiber, Type A, OM5 50/125um Multimode, LSZH Jacket, Lime Green, 1m	147.07
MPFF120M5AZ-3	MPO no pins to MPO no pins, 12 fiber, Type A, OM5 50/125um Multimode, LSZH Jacket, Lime Green, 3m	164.74
MPFF120M5AZ-5	MPO no pins to MPO no pins, 12 fiber, Type A, OM5 50/125um Multimode, LSZH Jacket, Lime Green, 5m	182.41
MPFF120M5AZ-10	MPO no pins to MPO no pins, 12 fiber, Type A, OM5 50/125um Multimode, LSZH Jacket, Lime Green, 10m	223.07
MPFF120M5BR-1	MPO no pins to MPO no pins, 12 fiber, Type B, OM5 50/125um Multimode, OFNR Jacket, Lime Green, 1m	147.07
MPFF120M5BR-3	MPO no pins to MPO no pins, 12 fiber, Type B, OM5 50/125um Multimode, OFNR Jacket, Lime Green, 3m	164.74
MPFF120M5BR-5	MPO no pins to MPO no pins, 12 fiber, Type B, OM5 50/125um Multimode, OFNR Jacket, Lime Green, 5m	182.41
MPFF120M5BR-10	MPO no pins to MPO no pins, 12 fiber, Type B, OM5 50/125um Multimode, OFNR Jacket, Lime Green, 10m	223.07
MPFF120M5BZ-1	MPO no pins to MPO no pins, 12 fiber, Type B, OM5 50/125um Multimode, LSZH Jacket, Lime Green, 1m	147.07
MPFF120M5BZ-3	MPO no pins to MPO no pins, 12 fiber, Type B, OM5 50/125um Multimode, LSZH Jacket, Lime Green, 3m	164.74
MPFF120M5BZ-5	MPO no pins to MPO no pins, 12 fiber, Type B, OM5 50/125um Multimode, LSZH Jacket, Lime Green, 5m	182.41
MPFF120M5BZ-10	MPO no pins to MPO no pins, 12 fiber, Type B, OM5 50/125um Multimode, LSZH Jacket, Lime Green, 10m	223.07
MPMM120M5AR-1	MPO w/ pins to MPO w/ pins, 12 fiber, Type A, OM5 50/125um Multimode, OFNR Jacket, Lime Green, 1m	149.18
MPMM120M5AR-3	MPO w/ pins to MPO w/ pins, 12 fiber, Type A, OM5 50/125um Multimode, OFNR Jacket, Lime Green, 3m	166.90
MPMM120M5AR-5	MPO w/ pins to MPO w/ pins, 12 fiber, Type A, OM5 50/125um Multimode, OFNR Jacket, Lime Green, 5m	184.57
MPMM120M5AR-10	MPO w/ pins to MPO w/ pins, 12 fiber, Type A, OM5 50/125um Multimode, OFNR Jacket, Lime Green, 10m	225.23
MPMM120M5AZ-1	MPO w/ pins to MPO w/ pins, 12 fiber, Type A, OM5 50/125um Multimode, LSZH Jacket, Lime Green, 1m	149.18
MPMM120M5AZ-3	MPO w/ pins to MPO w/ pins, 12 fiber, Type A, OM5 50/125um Multimode, LSZH Jacket, Lime Green, 3m	166.90
MPMM120M5AZ-5	MPO w/ pins to MPO w/ pins, 12 fiber, Type A, OM5 50/125um Multimode, LSZH Jacket, Lime Green, 5m	184.57
MPMM120M5AZ-10	MPO w/ pins to MPO w/ pins, 12 fiber, Type A, OM5 50/125um Multimode, LSZH Jacket, Lime Green, 10m	225.23
MPMM120M5BR-1	MPO w/ pins to MPO w/ pins, 12 fiber, Type B, OM5 50/125um Multimode, OFNR Jacket, Lime Green, 1m	149.18
MPMM120M5BR-3	MPO w/ pins to MPO w/ pins, 12 fiber, Type B, OM5 50/125um Multimode, OFNR Jacket, Lime Green, 3m	166.90
MPMM120M5BR-5	MPO w/ pins to MPO w/ pins, 12 fiber, Type B, OM5 50/125um Multimode, OFNR Jacket, Lime Green, 5m	184.57
MPMM120M5BR-10	MPO w/ pins to MPO w/ pins, 12 fiber, Type B, OM5 50/125um Multimode, OFNR Jacket, Lime Green, 10m	225.23
MPMM120M5BZ-1	MPO w/ pins to MPO w/ pins, 12 fiber, Type B, OM5 50/125um Multimode, LSZH Jacket, Lime Green, 1m	149.18
MPMM120M5BZ-3	MPO w/ pins to MPO w/ pins, 12 fiber, Type B, OM5 50/125um Multimode, LSZH Jacket, Lime Green, 3m	166.90
MPMM120M5BZ-5	MPO w/ pins to MPO w/ pins, 12 fiber, Type B, OM5 50/125um Multimode, LSZH Jacket, Lime Green, 5m	184.57
MPMM120M5BZ-10	MPO w/ pins to MPO w/ pins, 12 fiber, Type B, OM5 50/125um Multimode, LSZH Jacket, Lime Green, 10m	225.23



MPFF120M5AR
MPFF120M5AZ
MPFF120M5BR
MPFF120M5BZ

OM5 Cable Assemblies - MPO 24 Fiber

L-com's multi-fiber cables provide great advantages in size by offering up to 24 times the density when compared to the same size SC connector! Factory terminated and tested, these OM5 50/125 Multimode fiber optic cables provide significant installation time savings. A push-pull design is utilized for easy mating and removal. Available with or without alignment pins as well as Type A and Type B polarity options, and in Riser-rated or low-smoke, zero halogen jackets. Our MPO connectors are fully compatible with US Conec MTP products.


MPFF240M5AR-1	MPO no pins to MPO no pins, 24 fiber, Type A, OM5 50/125um Multimode, OFNR Jacket, Lime Green, 1m	271.37
MPFF240M5AR-3	MPO no pins to MPO no pins, 24 fiber, Type A, OM5 50/125um Multimode, OFNR Jacket, Lime Green, 3m	314.15
MPFF240M5AR-5	MPO no pins to MPO no pins, 24 fiber, Type A, OM5 50/125um Multimode, OFNR Jacket, Lime Green, 5m	356.94
MPFF240M5AR-10	MPO no pins to MPO no pins, 24 fiber, Type A, OM5 50/125um Multimode, OFNR Jacket, Lime Green, 10m	463.89
MPFF240M5AZ-1	MPO no pins to MPO no pins, 24 fiber, Type A, OM5 50/125um Multimode, LSZH Jacket, Lime Green, 1m	271.37
MPFF240M5AZ-3	MPO no pins to MPO no pins, 24 fiber, Type A, OM5 50/125um Multimode, LSZH Jacket, Lime Green, 3m	314.15
MPFF240M5AZ-5	MPO no pins to MPO no pins, 24 fiber, Type A, OM5 50/125um Multimode, LSZH Jacket, Lime Green, 5m	356.94
MPFF240M5AZ-10	MPO no pins to MPO no pins, 24 fiber, Type A, OM5 50/125um Multimode, LSZH Jacket, Lime Green, 10m	463.89
MPFF240M5BR-1	MPO no pins to MPO no pins, 24 fiber, Type B, OM5 50/125um Multimode, OFNR Jacket, Lime Green, 1m	271.37
MPFF240M5BR-3	MPO no pins to MPO no pins, 24 fiber, Type B, OM5 50/125um Multimode, OFNR Jacket, Lime Green, 3m	314.15
MPFF240M5BR-5	MPO no pins to MPO no pins, 24 fiber, Type B, OM5 50/125um Multimode, OFNR Jacket, Lime Green, 5m	356.94
MPFF240M5BR-10	MPO no pins to MPO no pins, 24 fiber, Type B, OM5 50/125um Multimode, OFNR Jacket, Lime Green, 10m	463.89
MPFF240M5BZ-1	MPO no pins to MPO no pins, 24 fiber, Type B, OM5 50/125um Multimode, LSZH Jacket, Lime Green, 1m	271.37
MPFF240M5BZ-3	MPO no pins to MPO no pins, 24 fiber, Type B, OM5 50/125um Multimode, LSZH Jacket, Lime Green, 3m	314.15
MPFF240M5BZ-5	MPO no pins to MPO no pins, 24 fiber, Type B, OM5 50/125um Multimode, LSZH Jacket, Lime Green, 5m	356.94
MPFF240M5BZ-10	MPO no pins to MPO no pins, 24 fiber, Type B, OM5 50/125um Multimode, LSZH Jacket, Lime Green, 10m	463.89



MPMM120M5AR
MPMM120M5AZ
MPMM120M5BR
MPMM120M5BZ



MPFF240M5AR
MPFF240M5AZ
MPFF240M5BR
MPFF240M5BZ



OM4 100 Gig Rated, Laser Optimized 50/125 Multimode Duplex Patch Cords

L-com's OM4 100 Gig rated 50/125 fiber optic cables are 100% optically tested and utilize a PC polish. Check **L-com.com** for more length, color and connector options. Cable measurements are in meters, 1m=3.28ft. See L-com's Custom Cable Configurator to make your own length variations of existing cables in any whole foot or meter increment.

Item #	Description	1-9
--------	-------------	-----

OM4 100 Gig Rated, Laser Optimized 50/125 Multimode Duplex Fiber Patch Cords

PVC RISER (OFNR) RATED OPTIONS

FODLC-OM4-1	OM4 Fiber Cable, Dual LC/Dual LC, OFNR Jacket, Aqua, 1.0m	32.22
FODLC-OM4-2	OM4 Fiber Cable, Dual LC/Dual LC, OFNR Jacket, Aqua, 2.0m	33.68
FODLC-OM4-3	OM4 Fiber Cable, Dual LC/Dual LC, OFNR Jacket, Aqua, 3.0m	35.14

LOW SMOKE ZERO HALOGEN (LSZH) OPTIONS

FODZLC-OM4-1	OM4 Fiber Cable, Dual LC/Dual LC, LSZH Jacket, Aqua, 1.0m	33.64
FODZLC-OM4-2	OM4 Fiber Cable, Dual LC/Dual LC, LSZH Jacket, Aqua, 2.0m	35.04
FODZLC-OM4-3	OM4 Fiber Cable, Dual LC/Dual LC, LSZH Jacket, Aqua, 3.0m	36.45

FODZLC-OM4-MAG-1	OM4 Fiber Cable, Dual LC/Dual LC, LSZH Jacket, Magenta, 1.0m	33.64
FODZLC-OM4-MAG-2	OM4 Fiber Cable, Dual LC/Dual LC, LSZH Jacket, Magenta, 2.0m	35.04
FODZLC-OM4-MAG-3	OM4 Fiber Cable, Dual LC/Dual LC, LSZH Jacket, Magenta, 3.0m	36.45

OM4 100 Gig Rated, Laser Optimized 50/125 Multimode MPO Ribbon, Round and Fanout Cables

These multi-fiber MPO assemblies provide significant advantages in size by offering up to 24 times the density when compared to using separate SC connectors. Fanout assemblies are ideal for making connections within rack or wall mounted fiber enclosures that utilize single fiber connectors. Flex boot LC connectors are available for applications requiring a 90° bend or other situation with tight space constraints. Please note that OM4 MPO cables are only available with Low Smoke Zero Halogen (LSZH) jackets.

12 FIBER RIBBON CABLES - MPO to MPO

MPMM120M4-1	OM4 12 Fiber Ribbon Cable, MPO/MPO with Pins, LSZH Jacket, Aqua, 1.0m	100.04
MPMM120M4-3	OM4 12 Fiber Ribbon Cable, MPO/MPO with Pins, LSZH Jacket, Aqua, 3.0m	130.35
MPMM120M4-5	OM4 12 Fiber Ribbon Cable, MPO/MPO with Pins, LSZH Jacket, Aqua, 5.0m	160.59
MPMM120M4-10	OM4 12 Fiber Ribbon Cable, MPO/MPO with Pins, LSZH Jacket, Aqua, 10.0m	236.27
MPMM120M4-25	OM4 12 Fiber Ribbon Cable, MPO/MPO with Pins, LSZH Jacket, Aqua, 25.0m	464.82
MPMM120M4-50	OM4 12 Fiber Ribbon Cable, MPO/MPO with Pins, LSZH Jacket, Aqua, 50.0m	844.08
MPMM120M4-100	OM4 12 Fiber Ribbon Cable, MPO/MPO with Pins, LSZH Jacket, Aqua, 100.0m	1603.66

MPFF120M4-1	OM4 12 Fiber Ribbon Cable, MPO/MPO without Pins, LSZH Jacket, Aqua, 1.0m	96.01
MPFF120M4-3	OM4 12 Fiber Ribbon Cable, MPO/MPO without Pins, LSZH Jacket, Aqua, 3.0m	126.26
MPFF120M4-5	OM4 12 Fiber Ribbon Cable, MPO/MPO without Pins, LSZH Jacket, Aqua, 5.0m	156.58
MPFF120M4-10	OM4 12 Fiber Ribbon Cable, MPO/MPO without Pins, LSZH Jacket, Aqua, 10.0m	232.26
MPFF120M4-25	OM4 12 Fiber Ribbon Cable, MPO/MPO without Pins, LSZH Jacket, Aqua, 25.0m	478.81
MPFF120M4-50	OM4 12 Fiber Ribbon Cable, MPO/MPO without Pins, LSZH Jacket, Aqua, 50.0m	840.19
MPFF120M4-100	OM4 12 Fiber Ribbon Cable, MPO/MPO without Pins, LSZH Jacket, Aqua, 100.0m	1599.18

24 COUNT ROUND CABLES - MPO to MPO

MPMM240M4-1	OM4 24 Fiber Ribbon Cable, MPO/MPO with Pins, LSZH Jacket, Aqua, 1.0m	201.11
MPMM240M4-3	OM4 24 Fiber Ribbon Cable, MPO/MPO with Pins, LSZH Jacket, Aqua, 3.0m	260.16
MPMM240M4-5	OM4 24 Fiber Ribbon Cable, MPO/MPO with Pins, LSZH Jacket, Aqua, 5.0m	319.20
MPMM240M4-10	OM4 24 Fiber Ribbon Cable, MPO/MPO with Pins, LSZH Jacket, Aqua, 10.0m	466.82

MPFF240M4-1	OM4 24 Fiber Ribbon Cable, MPO/MPO without Pins, LSZH Jacket, Aqua, 1.0m	196.24
MPFF240M4-3	OM4 24 Fiber Ribbon Cable, MPO/MPO without Pins, LSZH Jacket, Aqua, 3.0m	255.29
MPFF240M4-5	OM4 24 Fiber Ribbon Cable, MPO/MPO without Pins, LSZH Jacket, Aqua, 5.0m	314.35
MPFF240M4-10	OM4 24 Fiber Ribbon Cable, MPO/MPO without Pins, LSZH Jacket, Aqua, 10.0m	461.95

12 FIBER FANOUT CABLES - MPO to LC or SC FANOUT

MPM120M4-LC-1	OM4 12 Fiber Ribbon Cable, MPO with Pins/12x LC Fanout, LSZH Jacket, Aqua, 1.0m	134.54
MPM120M4-LC-5	OM4 12 Fiber Ribbon Cable, MPO with Pins/12x LC Fanout, LSZH Jacket, Aqua, 5.0m	200.13
MPM120M4-LC-10	OM4 12 Fiber Ribbon Cable, MPO with Pins/12x LC Fanout, LSZH Jacket, Aqua, 10.0m	282.46

MPM120M4-SC-1	OM4 12 Fiber Ribbon Cable, MPO with Pins/12x SC Fanout, LSZH Jacket, Aqua, 1.0m	116.18
MPM120M4-SC-5	OM4 12 Fiber Ribbon Cable, MPO with Pins/12x SC Fanout, LSZH Jacket, Aqua, 5.0m	182.37
MPM120M4-SC-10	OM4 12 Fiber Ribbon Cable, MPO with Pins/12x SC Fanout, LSZH Jacket, Aqua, 10.0m	264.64

12 FIBER FANOUT CABLES - MPO to LC FLEX BOOT FANOUT

MPM120M4-FLC-1	OM4 12 Fiber Ribbon Cable, MPO with Pins/12x Flex LC Fanout, LSZH Jacket, Aqua, 1.0m	150.68
MPM120M4-FLC-5	OM4 12 Fiber Ribbon Cable, MPO with Pins/12x Flex LC Fanout, LSZH Jacket, Aqua, 5.0m	224.15
MPM120M4-FLC-10	OM4 12 Fiber Ribbon Cable, MPO with Pins/12x Flex LC Fanout, LSZH Jacket, Aqua, 10.0m	316.36

Bulk Fiber Optic Cabling - Sold by the Meter (1m = 3.28ft)

L-com offers the most popular types of Simplex, Duplex, Breakout and Distribution style cables. All are available from stock in 1 meter intervals with a 25 meter minimum unless otherwise noted. Other cabling types are available by request. Jacket color of bulk cable may vary. Contact L-com today for custom termination of bulk cable. **NOTE:** Bulk cable custom lengths are non-returnable.

Item #	Description	Color	1-9
--------	-------------	-------	-----

OM4 100 Gig Rated, Laser Optimized 50/125 Multimode Bulk Fiber Cable

DISTRIBUTION STYLE WITH 900µm SUB UNITS (153 meter minimum)


FOBOM4D6-M	OM4 6 Count Indoor/Outdoor OFNP Bulk Fiber Distribution Cable	Aqua	10.21
FOBOM4D12-M	OM4 12 Count Indoor/Outdoor OFNP Bulk Fiber Distribution Cable	Aqua	15.07
FOBOM4D24-M	OM4 24 Count Indoor/Outdoor OFNP Bulk Fiber Distribution Cable	Aqua	21.33

BREAKOUT STYLE WITH 2mm SUB UNITS (50 meter minimum)


FOBOM4IB2-M	OM4 2 Count Indoor/Outdoor 62.5/125 Bulk Breakout Cable	Aqua	8.93
FOBOM4IB4-M	OM4 4 Count Indoor/Outdoor 62.5/125 Bulk Breakout Cable	Aqua	10.35
FOBOM4IB6-M	OM4 6 Count Indoor/Outdoor 62.5/125 Bulk Breakout Cable	Aqua	17.06
FOBOM4IB12-M	OM4 12 Count Indoor/Outdoor 62.5/125 Bulk Breakout Cable	Aqua	24.95

PATCH STYLE SIMPLEX OR DUPLEX (ZIPCORD) WITH 2mm CABLE OD


FOBOM4S-M	OM4 Simplex Indoor OFNR Bulk Fiber Cable, 2mm OD	Aqua	2.11
FOBOM4Z-M	OM4 Duplex (Zipcord) Indoor OFNR Bulk Fiber Cable, 3mm OD	Aqua	3.13



Distribution Cable



Breakout Cable



Simplex Cable

Duplex Zipcord



Colored Fiber Patch Cords

Looking for a duplex fiber assembly in a non-standard color or to differentiate between similar cables of the same mode without hard to read cable labels? You can do that easily with L-com's colored fiber assemblies. Different colored jackets make it a snap to visually identify a cable. All cables have OFNR (Riser) jackets and utilize PC polish connectors. See L-com.com for complete listings and use L-com's custom cable configurator to create your own custom lengths.

Item #	Description	1-9
--------	-------------	-----

9/125 Single mode Colored Duplex Patch Cords

LC configurations shown below; see L-com.com for SC or ST listings

Available in Blue, Green, Orange or Red (see standard offerings for Yellow)

SFODLC--01	Single mode Fiber Cable, Clipped LC/Clipped LC, OFNR Colored Jacket, 1.0m	23.87
SFODLC--03	Single mode Fiber Cable, Clipped LC/Clipped LC, OFNR Colored Jacket, 3.0m	25.92
SFODLC--05	Single mode Fiber Cable, Clipped LC/Clipped LC, OFNR Colored Jacket, 5.0m	28.08
SFODLC--10	Single mode Fiber Cable, Clipped LC/Clipped LC, OFNR Colored Jacket, 10.0m	36.56

OM1 62.5/125 Multimode Colored Duplex Patch Cords

LC configurations shown below; see L-com.com for SC or ST listings

Available in Blue, Green, Orange, Red or Yellow (see standard offerings for Gray)

FODLC--01	OM1 Fiber Cable, Clipped LC/Clipped LC, OFNR Colored Jacket, 1.0m	21.60
FODLC--03	OM1 Fiber Cable, Clipped LC/Clipped LC, OFNR Colored Jacket, 3.0m	23.76
FODLC--05	OM1 Fiber Cable, Clipped LC/Clipped LC, OFNR Colored Jacket, 5.0m	27.22
FODLC--10	OM1 Fiber Cable, Clipped LC/Clipped LC, OFNR Colored Jacket, 10.0m	35.05

OM2 50/125 Multimode Colored Duplex Patch Cords

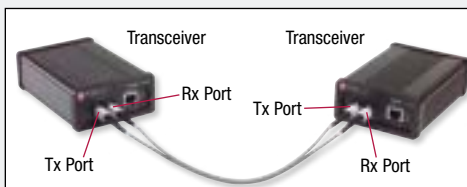
LC configurations shown below; see L-com.com for SC or ST listings

Available in Blue, Green, Red or Yellow (see standard offerings for Orange)


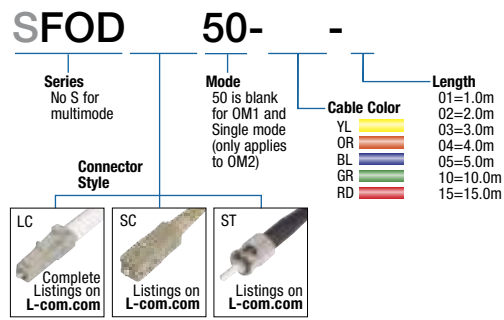
FODLC50--01	OM2 Fiber Cable, Clipped LC/Clipped LC, OFNR Colored Jacket, 1.0m	23.60
FODLC50--03	OM2 Fiber Cable, Clipped LC/Clipped LC, OFNR Colored Jacket, 3.0m	25.97
FODLC50--05	OM2 Fiber Cable, Clipped LC/Clipped LC, OFNR Colored Jacket, 5.0m	27.22
FODLC50--10	OM2 Fiber Cable, Clipped LC/Clipped LC, OFNR Colored Jacket, 10.0m	35.05

A and B markers make the connection

The "A" and "B" markers on duplex fiber jumpers assist in the proper connection between two transceivers. The transmit (Tx) port of one transceiver connects to the Receive (Rx) port of the second transceiver as illustrated at right. It is important to determine how the individual fibers in a duplex assembly are marked (A to A or A to B) to assure proper connections are made between the Tx and Rx ports of the transceivers. L-com's cables are labeled A to B.



Explanation of Part Numbers



A and B markers explained

Online Video

L-com.com/Videos/A06

Bend-Insensitive Fiber Patch Cords with Flex Boot LC or SC Connectors

These Flex Boot assemblies are designed to fit in tight spaces and in applications where a non-standard angle of connection is required. These patch cables are built using Bend-Insensitive fiber and feature OFNR (Riser) jackets along with LC or SC style Flex Boot connectors. These special boots can be bent in any angle up to 90° without exceeding the bend tolerance of the cable. Bend them into the angle that best fits your application. All connectors are PC polish. Please see L-com.com for complete listings and use L-com's custom cable configurator to create your own custom lengths.

Item #	Description	1-9
--------	-------------	-----

9/125 Single mode Flex Boot, Bend-Insensitive Duplex Patch Cords

LC configurations shown below; see L-com.com for SC or LC to SC listings

SFODBIFLC-01	Single mode Bend-Insensitive Fiber Cable, Dual Flex LC/Dual Flex LC, OFNR Jacket, Yellow, 1.0m	85.36
SFODBIFLC-03	Single mode Bend-Insensitive Fiber Cable, Dual Flex LC/Dual Flex LC, OFNR Jacket, Yellow, 3.0m	89.50
SFODBIFLC-05	Single mode Bend-Insensitive Fiber Cable, Dual Flex LC/Dual Flex LC, OFNR Jacket, Yellow, 5.0m	90.16
SFODBIFLC-10	Single mode Bend-Insensitive Fiber Cable, Dual Flex LC/Dual Flex LC, OFNR Jacket, Yellow, 10.0m	113.71

OM2 50/125 Multimode Flex Boot, Bend-Insensitive Duplex Patch Cords

LC configurations shown below; see L-com.com for SC or LC to SC listings


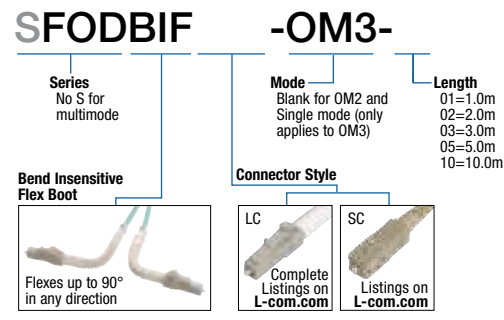
FODBIFLC-01	OM2 Bend-Insensitive Fiber Cable, Dual Flex LC/Dual Flex LC, OFNR Jacket, Orange, 1.0m	66.37
FODBIFLC-03	OM2 Bend-Insensitive Fiber Cable, Dual Flex LC/Dual Flex LC, OFNR Jacket, Orange, 3.0m	74.97
FODBIFLC-05	OM2 Bend-Insensitive Fiber Cable, Dual Flex LC/Dual Flex LC, OFNR Jacket, Orange, 5.0m	80.60
FODBIFLC-10	OM2 Bend-Insensitive Fiber Cable, Dual Flex LC/Dual Flex LC, OFNR Jacket, Orange, 10.0m	101.33

OM3 50/125 10 Gig Rated Multimode Flex Boot, Bend-Insensitive Duplex Patch Cords

LC configurations shown below; see L-com.com for SC or LC to SC listings


FODBIFLC-OM3-01	OM3 Bend-Insensitive Fiber Cable, Dual Flex LC/Dual Flex LC, OFNR Jacket, Aqua, 1.0m	68.34
FODBIFLC-OM3-03	OM3 Bend-Insensitive Fiber Cable, Dual Flex LC/Dual Flex LC, OFNR Jacket, Aqua, 3.0m	77.21
FODBIFLC-OM3-05	OM3 Bend-Insensitive Fiber Cable, Dual Flex LC/Dual Flex LC, OFNR Jacket, Aqua, 5.0m	86.30
FODBIFLC-OM3-10	OM3 Bend-Insensitive Fiber Cable, Dual Flex LC/Dual Flex LC, OFNR Jacket, Aqua, 10.0m	94.66

Explanation of Part Numbers



Tip L-com's Flex Boot fiber connectors explained

Did you know L-com's Flex Boot fiber connectors can be bent in any direction from 180° to 90° without negatively affecting the performance of the fiber? They are great for connector stacking (shown right), tight spaces and right angles. They are also built using Bend Insensitive cable which has superior bend performance with negligible signal loss, even with a very small bend radius.



Item #	Description	List Price
--------	-------------	------------

OM5 MPO Fanout Cables 8 Count

These L-com multi-fiber ribbon cables provide great advantages in size by offering up to 8 times the density when compared to the same size SC connector! Factory terminated and tested, these OM5 50/125 Multimode fiber optic cables provide significant installation time savings. A push-pull design is utilized for easy mating and removal. L-com's MPO connectors are fully compatible with US Conec MTP products. Use our custom cable configurator to create custom lengths.

MPM80M5-FLCR-05	MPO w/ pins to FLC Fanout, 8 fiber round,OM5 50/125um Multimode, OFNR Jacket, Lime Green, .5 meter	179.09
MPM80M5-FLCR-1	MPO w/ pins to FLC Fanout, 8 fiber round,OM5 50/125um Multimode, OFNR Jacket, Lime Green, 1 meter	184.13
MPM80M5-FLCR-3	MPO w/ pins to FLC Fanout, 8 fiber round,OM5 50/125um Multimode, OFNR Jacket, Lime Green, 3 meter	204.29
MPM80M5-FLCR-5	MPO w/ pins to FLC Fanout, 8 fiber round,OM5 50/125um Multimode, OFNR Jacket, Lime Green, 5 meter	224.45
MPM80M5-FLCR-10	MPO w/ pins to FLC Fanout, 8 fiber round,OM5 50/125um Multimode, OFNR Jacket, Lime Green, 10 meter	274.85

MPM80M5-FLCZ-05	MPO w/ pins to FLC Fanout, 8 fiber round,OM5 50/125um Multimode, LSZH Jacket, Lime Green, .5 meter	179.09
MPM80M5-FLCZ-1	MPO w/ pins to FLC Fanout, 8 fiber round,OM5 50/125um Multimode, LSZH Jacket, Lime Green, 1 meter	184.13
MPM80M5-FLCZ-3	MPO w/ pins to FLC Fanout, 8 fiber round,OM5 50/125um Multimode, LSZH Jacket, Lime Green, 3 meter	204.29
MPM80M5-FLCZ-5	MPO w/ pins to FLC Fanout, 8 fiber round,OM5 50/125um Multimode, LSZH Jacket, Lime Green, 5 meter	224.45
MPM80M5-FLCZ-10	MPO w/ pins to FLC Fanout, 8 fiber round,OM5 50/125um Multimode, LSZH Jacket, Lime Green, 10 meter	274.85

MPM80M5-LCR-05	MPO w/ pins to LC Fanout, 8 fiber round,OM5 50/125um Multimode, OFNR Jacket, Lime Green, .5 meter	179.09
MPM80M5-LCR-1	MPO w/ pins to LC Fanout, 8 fiber round,OM5 50/125um Multimode, OFNR Jacket, Lime Green, 1 meter	184.13
MPM80M5-LCR-3	MPO w/ pins to LC Fanout, 8 fiber round,OM5 50/125um Multimode, OFNR Jacket, Lime Green, 3 meter	204.29
MPM80M5-LCR-5	MPO w/ pins to LC Fanout, 8 fiber round,OM5 50/125um Multimode, OFNR Jacket, Lime Green, 5 meter	224.45
MPM80M5-LCR-10	MPO w/ pins to LC Fanout, 8 fiber round,OM5 50/125um Multimode, OFNR Jacket, Lime Green, 10 meter	274.85

MPM80M5-LCZ-05	MPO w/ pins to LC Fanout, 8 fiber round,OM5 50/125um Multimode, LSZH Jacket, Lime Green, .5 meter	179.09
MPM80M5-LCZ-1	MPO w/ pins to LC Fanout, 8 fiber round,OM5 50/125um Multimode, LSZH Jacket, Lime Green, 1 meter	184.13
MPM80M5-LCZ-3	MPO w/ pins to LC Fanout, 8 fiber round,OM5 50/125um Multimode, LSZH Jacket, Lime Green, 3 meter	204.29
MPM80M5-LCZ-5	MPO w/ pins to LC Fanout, 8 fiber round,OM5 50/125um Multimode, LSZH Jacket, Lime Green, 5 meter	224.45
MPM80M5-LCZ-10	MPO w/ pins to LC Fanout, 8 fiber round,OM5 50/125um Multimode, LSZH Jacket, Lime Green, 10 meter	274.85

MPM80M5-SCR-05	MPO w/ pins to SC Fanout, 8 fiber round,OM5 50/125um Multimode, OFNR Jacket, Lime Green, .5 meter	179.09
MPM80M5-SCR-1	MPO w/ pins to SC Fanout, 8 fiber round,OM5 50/125um Multimode, OFNR Jacket, Lime Green, 1 meter	184.13
MPM80M5-SCR-3	MPO w/ pins to SC Fanout, 8 fiber round,OM5 50/125um Multimode, OFNR Jacket, Lime Green, 3 meter	204.29
MPM80M5-SCR-5	MPO w/ pins to SC Fanout, 8 fiber round,OM5 50/125um Multimode, OFNR Jacket, Lime Green, 5 meter	224.45
MPM80M5-SCR-10	MPO w/ pins to SC Fanout, 8 fiber round,OM5 50/125um Multimode, OFNR Jacket, Lime Green, 10 meter	274.85

MPM80M5-SCZ-05	MPO w/ pins to SC Fanout, 8 fiber round,OM5 50/125um Multimode, LSZH Jacket, Lime Green, .5 meter	179.09
MPM80M5-SCZ-1	MPO w/ pins to SC Fanout, 8 fiber round,OM5 50/125um Multimode, LSZH Jacket, Lime Green, 1 meter	184.13
MPM80M5-SCZ-3	MPO w/ pins to SC Fanout, 8 fiber round,OM5 50/125um Multimode, LSZH Jacket, Lime Green, 3 meter	204.29
MPM80M5-SCZ-5	MPO w/ pins to SC Fanout, 8 fiber round,OM5 50/125um Multimode, LSZH Jacket, Lime Green, 5 meter	224.45
MPM80M5-SCZ-10	MPO w/ pins to SC Fanout, 8 fiber round,OM5 50/125um Multimode, LSZH Jacket, Lime Green, 10 meter	274.85

MPM80M5-STR-05	MPO w/ pins to ST Fanout, 8 fiber round,OM5 50/125um Multimode, OFNR Jacket, Lime Green, .5 meter	179.09
MPM80M5-STR-1	MPO w/ pins to ST Fanout, 8 fiber round,OM5 50/125um Multimode, OFNR Jacket, Lime Green, 1 meter	184.13
MPM80M5-STR-3	MPO w/ pins to ST Fanout, 8 fiber round,OM5 50/125um Multimode, OFNR Jacket, Lime Green, 3 meter	204.29
MPM80M5-STR-5	MPO w/ pins to ST Fanout, 8 fiber round,OM5 50/125um Multimode, OFNR Jacket, Lime Green, 5 meter	224.45
MPM80M5-STR-10	MPO w/ pins to ST Fanout, 8 fiber round,OM5 50/125um Multimode, OFNR Jacket, Lime Green, 10 meter	274.85

MPM80M5-STZ-05	MPO w/ pins to ST Fanout, 8 fiber round,OM5 50/125um Multimode, LSZH Jacket, Lime Green, .5 meter	179.09
MPM80M5-STZ-1	MPO w/ pins to ST Fanout, 8 fiber round,OM5 50/125um Multimode, LSZH Jacket, Lime Green, 1 meter	184.13
MPM80M5-STZ-3	MPO w/ pins to ST Fanout, 8 fiber round,OM5 50/125um Multimode, LSZH Jacket, Lime Green, 3 meter	204.29
MPM80M5-STZ-5	MPO w/ pins to ST Fanout, 8 fiber round,OM5 50/125um Multimode, LSZH Jacket, Lime Green, 5 meter	224.45
MPM80M5-STZ-10	MPO w/ pins to ST Fanout, 8 fiber round,OM5 50/125um Multimode, LSZH Jacket, Lime Green, 10 meter	274.85

OM5 MPO Fanout Cables 12 Count

These L-com multi-fiber ribbon cables provide great advantages in size by offering up to 12 times the density when compared to the same size SC connector! Factory terminated and tested, these OM5 50/125 Multimode fiber optic cables provide significant installation time savings. A push-pull design is utilized for easy mating and removal. Fanout assemblies with the ST connector are ideal for making connections within rack mounted or wall mounted fiber enclosures that utilize single fiber connectors.

MPM120M5-FLCR-05	MPO w/ pins to FLC Fanout, 12 fiber round,OM5 50/125um Multimode, OFNR Jacket, Lime Green, .5 meter	257.26
MPM120M5-FLCR-1	MPO w/ pins to FLC Fanout, 12 fiber round,OM5 50/125um Multimode, OFNR Jacket, Lime Green, 1 meter	262.30
MPM120M5-FLCR-3	MPO w/ pins to FLC Fanout, 12 fiber round,OM5 50/125um Multimode, OFNR Jacket, Lime Green, 3 meter	282.46
MPM120M5-FLCR-5	MPO w/ pins to FLC Fanout, 12 fiber round,OM5 50/125um Multimode, OFNR Jacket, Lime Green, 5 meter	278.95
MPM120M5-FLCR-10	MPO w/ pins to FLC Fanout, 12 fiber round,OM5 50/125um Multimode, OFNR Jacket, Lime Green, 10 meter	323.47

MPM120M5-FLCZ-05	MPO w/ pins to FLC Fanout, 12 fiber round,OM5 50/125um Multimode, LSZH Jacket, Lime Green, .5 meter	257.26
MPM120M5-FLCZ-1	MPO w/ pins to FLC Fanout, 12 fiber round,OM5 50/125um Multimode, LSZH Jacket, Lime Green, 1 meter	262.30
MPM120M5-FLCZ-3	MPO w/ pins to FLC Fanout, 12 fiber round,OM5 50/125um Multimode, LSZH Jacket, Lime Green, 3 meter	261.31
MPM120M5-FLCZ-5	MPO w/ pins to FLC Fanout, 12 fiber round,OM5 50/125um Multimode, LSZH Jacket, Lime Green, 5 meter	278.95
MPM120M5-FLCZ-10	MPO w/ pins to FLC Fanout, 12 fiber round,OM5 50/125um Multimode, LSZH Jacket, Lime Green, 10 meter	323.47

MPM120M5-LCR-05	MPO w/ pins to LC Fanout, 12 fiber round,OM5 50/125um Multimode, OFNR Jacket, Lime Green, .5 meter	257.26
MPM120M5-LCR-1	MPO w/ pins to LC Fanout, 12 fiber round,OM5 50/125um Multimode, OFNR Jacket, Lime Green, 1 meter	262.30
MPM120M5-LCR-3	MPO w/ pins to LC Fanout, 12 fiber round,OM5 50/125um Multimode, OFNR Jacket, Lime Green, 3 meter	302.62
MPM120M5-LCR-5	MPO w/ pins to LC Fanout, 12 fiber round,OM5 50/125um Multimode, OFNR Jacket, Lime Green, 5 meter	278.95
MPM120M5-LCR-10	MPO w/ pins to LC Fanout, 12 fiber round,OM5 50/125um Multimode, OFNR Jacket, Lime Green, 10 meter	323.47

MPM120M5-LCZ-05	MPO w/ pins to LC Fanout, 12 fiber round,OM5 50/125um Multimode, LSZH Jacket, Lime Green, .5 meter	257.26
MPM120M5-LCZ-1	MPO w/ pins to LC Fanout, 12 fiber round,OM5 50/125um Multimode, LSZH Jacket, Lime Green, 1 meter	262.30
MPM120M5-LCZ-3	MPO w/ pins to LC Fanout, 12 fiber round,OM5 50/125um Multimode, LSZH Jacket, Lime Green, 3 meter	261.31
MPM120M5-LCZ-5	MPO w/ pins to LC Fanout, 12 fiber round,OM5 50/125um Multimode, LSZH Jacket, Lime Green, 5 meter	278.95
MPM120M5-LCZ-10	MPO w/ pins to LC Fanout, 12 fiber round,OM5 50/125um Multimode, LSZH Jacket, Lime Green, 10 meter	323.47



New

MPM80M5-FLCR



New

MPM80M5-LCR



New

MPM80M5-SCR



New

MPM80M5-STR



New

MPM120M5-FLCR



New

MPM120M5-LCZ

Item #	Description	List Price
--------	-------------	------------

OM5 MPO Fanout Cables 12 Count

These L-com multi-fiber ribbon cables provide great advantages in size by offering up to 12 times the density when compared to the same size SC connector! Factory terminated and tested, these OM5 50/125 Multimode fiber optic cables provide significant installation time savings. A push-pull design is utilized for easy mating and removal. Fanout assemblies with the ST connector are ideal for making connections within rack mounted or wall mounted fiber enclosures that utilize single fiber connectors.

MPM120M5-SCR-05	MPO w/ pins to SC Fanout, 12 fiber round,OM5 50/125um Multimode, OFNR Jacket, Lime Green, .5 meter	257.26
MPM120M5-SCR-1	MPO w/ pins to SC Fanout, 12 fiber round,OM5 50/125um Multimode, OFNR Jacket, Lime Green, 1 meter	262.30
MPM120M5-SCR-3	MPO w/ pins to SC Fanout, 12 fiber round,OM5 50/125um Multimode, OFNR Jacket, Lime Green, 3 meter	302.62
MPM120M5-SCR-5	MPO w/ pins to SC Fanout, 12 fiber round,OM5 50/125um Multimode, OFNR Jacket, Lime Green, 5 meter	278.95
MPM120M5-SCR-10	MPO w/ pins to SC Fanout, 12 fiber round,OM5 50/125um Multimode, OFNR Jacket, Lime Green, 10 meter	323.47

MPM120M5-SCZ-05	MPO w/ pins to SC Fanout, 12 fiber round,OM5 50/125um Multimode, LSZH Jacket, Lime Green, .5 meter	257.26
MPM120M5-SCZ-1	MPO w/ pins to SC Fanout, 12 fiber round,OM5 50/125um Multimode, LSZH Jacket, Lime Green, 1 meter	262.30
MPM120M5-SCZ-3	MPO w/ pins to SC Fanout, 12 fiber round,OM5 50/125um Multimode, LSZH Jacket, Lime Green, 3 meter	261.31
MPM120M5-SCZ-5	MPO w/ pins to SC Fanout, 12 fiber round,OM5 50/125um Multimode, LSZH Jacket, Lime Green, 5 meter	278.95
MPM120M5-SCZ-10	MPO w/ pins to SC Fanout, 12 fiber round,OM5 50/125um Multimode, LSZH Jacket, Lime Green, 10 meter	323.47

MPM120M5-STR-05	MPO w/ pins to ST Fanout, 12 fiber round,OM5 50/125um Multimode, OFNR Jacket, Lime Green, .5 meter	257.26
MPM120M5-STR-1	MPO w/ pins to ST Fanout, 12 fiber round,OM5 50/125um Multimode, OFNR Jacket, Lime Green, 1 meter	262.30
MPM120M5-STR-3	MPO w/ pins to ST Fanout, 12 fiber round,OM5 50/125um Multimode, OFNR Jacket, Lime Green, 3 meter	302.62
MPM120M5-STR-5	MPO w/ pins to ST Fanout, 12 fiber round,OM5 50/125um Multimode, OFNR Jacket, Lime Green, 5 meter	278.95
MPM120M5-STR-10	MPO w/ pins to ST Fanout, 12 fiber round,OM5 50/125um Multimode, OFNR Jacket, Lime Green, 10 meter	323.47

MPM120M5-STZ-05	MPO w/ pins to ST Fanout, 12 fiber round,OM5 50/125um Multimode, LSZH Jacket, Lime Green, .5 meter	257.26
MPM120M5-STZ-1	MPO w/ pins to ST Fanout, 12 fiber round,OM5 50/125um Multimode, LSZH Jacket, Lime Green, 1 meter	262.30
MPM120M5-STZ-3	MPO w/ pins to ST Fanout, 12 fiber round,OM5 50/125um Multimode, LSZH Jacket, Lime Green, 3 meter	261.31
MPM120M5-STZ-5	MPO w/ pins to ST Fanout, 12 fiber round,OM5 50/125um Multimode, LSZH Jacket, Lime Green, 5 meter	278.95
MPM120M5-STZ-10	MPO w/ pins to ST Fanout, 12 fiber round,OM5 50/125um Multimode, LSZH Jacket, Lime Green, 10 meter	323.47

OM5 MPO Fanout Cables 24 Count

These L-com multi-fiber ribbon cables provide great advantages in size by offering up to 24 times the density when compared to the same size SC connector! Factory terminated and tested, these OM5 50/125 Multimode fiber optic cables provide significant installation time savings. A push-pull design is utilized for easy mating and removal. Fanout assemblies with the LC connector are ideal for making connections within rack mounted or wall mounted fiber enclosures that utilize single fiber connectors. L-com's MPO connectors are fully compatible with US Conec MTP products. Use our custom cable configurator to create custom lengths.

MPM240M5-FLCR-05	MPO w/ pins to FLC Fanout, 24 fiber round,OM5 50/125um Multimode, OFNR Jacket, Lime Green, .5 meter	274.69
MPM240M5-FLCR-1	MPO w/ pins to FLC Fanout, 24 fiber round,OM5 50/125um Multimode, OFNR Jacket, Lime Green, 1 meter	279.19
MPM240M5-FLCR-3	MPO w/ pins to FLC Fanout, 24 fiber round,OM5 50/125um Multimode, OFNR Jacket, Lime Green, 3 meter	302.78
MPM240M5-FLCR-5	MPO w/ pins to FLC Fanout, 24 fiber round,OM5 50/125um Multimode, OFNR Jacket, Lime Green, 5 meter	327.98
MPM240M5-FLCR-10	MPO w/ pins to FLC Fanout, 24 fiber round,OM5 50/125um Multimode, OFNR Jacket, Lime Green, 10 meter	391.05

MPM240M5-FLCZ-05	MPO w/ pins to FLC Fanout, 24 fiber round,OM5 50/125um Multimode, LSZH Jacket, Lime Green, .5 meter	274.69
MPM240M5-FLCZ-1	MPO w/ pins to FLC Fanout, 24 fiber round,OM5 50/125um Multimode, LSZH Jacket, Lime Green, 1 meter	279.19
MPM240M5-FLCZ-3	MPO w/ pins to FLC Fanout, 24 fiber round,OM5 50/125um Multimode, LSZH Jacket, Lime Green, 3 meter	302.78
MPM240M5-FLCZ-5	MPO w/ pins to FLC Fanout, 24 fiber round,OM5 50/125um Multimode, LSZH Jacket, Lime Green, 5 meter	327.98
MPM240M5-FLCZ-10	MPO w/ pins to FLC Fanout, 24 fiber round,OM5 50/125um Multimode, LSZH Jacket, Lime Green, 10 meter	391.05

MPM240M5-LCR-05	MPO w/ pins to LC Fanout, 24 fiber round,OM5 50/125um Multimode, OFNR Jacket, Lime Green, .5 meter	274.69
MPM240M5-LCR-1	MPO w/ pins to LC Fanout, 24 fiber round,OM5 50/125um Multimode, OFNR Jacket, Lime Green, 1 meter	279.19
MPM240M5-LCR-3	MPO w/ pins to LC Fanout, 24 fiber round,OM5 50/125um Multimode, OFNR Jacket, Lime Green, 3 meter	302.78
MPM240M5-LCR-5	MPO w/ pins to LC Fanout, 24 fiber round,OM5 50/125um Multimode, OFNR Jacket, Lime Green, 5 meter	311.74
MPM240M5-LCR-10	MPO w/ pins to LC Fanout, 24 fiber round,OM5 50/125um Multimode, OFNR Jacket, Lime Green, 10 meter	391.05

MPM240M5-LCZ-05	MPO w/ pins to LC Fanout, 24 fiber round,OM5 50/125um Multimode, LSZH Jacket, Lime Green, .5 meter	274.69
MPM240M5-LCZ-1	MPO w/ pins to LC Fanout, 24 fiber round,OM5 50/125um Multimode, LSZH Jacket, Lime Green, 1 meter	279.19
MPM240M5-LCZ-3	MPO w/ pins to LC Fanout, 24 fiber round,OM5 50/125um Multimode, LSZH Jacket, Lime Green, 3 meter	302.78
MPM240M5-LCZ-5	MPO w/ pins to LC Fanout, 24 fiber round,OM5 50/125um Multimode, LSZH Jacket, Lime Green, 5 meter	327.98
MPM240M5-LCZ-10	MPO w/ pins to LC Fanout, 24 fiber round,OM5 50/125um Multimode, LSZH Jacket, Lime Green, 10 meter	391.05

MPM240M5-SCR-05	MPO w/ pins to SC Fanout, 24 fiber round,OM5 50/125um Multimode, OFNR Jacket, Lime Green, .5 meter	274.69
MPM240M5-SCR-1	MPO w/ pins to SC Fanout, 24 fiber round,OM5 50/125um Multimode, OFNR Jacket, Lime Green, 1 meter	279.19
MPM240M5-SCR-3	MPO w/ pins to SC Fanout, 24 fiber round,OM5 50/125um Multimode, OFNR Jacket, Lime Green, 3 meter	302.78
MPM240M5-SCR-5	MPO w/ pins to SC Fanout, 24 fiber round,OM5 50/125um Multimode, OFNR Jacket, Lime Green, 5 meter	327.98
MPM240M5-SCR-10	MPO w/ pins to SC Fanout, 24 fiber round,OM5 50/125um Multimode, OFNR Jacket, Lime Green, 10 meter	391.05

MPM240M5-SCZ-05	MPO w/ pins to SC Fanout, 24 fiber round,OM5 50/125um Multimode, LSZH Jacket, Lime Green, .5 meter	274.69
MPM240M5-SCZ-1	MPO w/ pins to SC Fanout, 24 fiber round,OM5 50/125um Multimode, LSZH Jacket, Lime Green, 1 meter	279.19
MPM240M5-SCZ-3	MPO w/ pins to SC Fanout, 24 fiber round,OM5 50/125um Multimode, LSZH Jacket, Lime Green, 3 meter	302.78
MPM240M5-SCZ-5	MPO w/ pins to SC Fanout, 24 fiber round,OM5 50/125um Multimode, LSZH Jacket, Lime Green, 5 meter	327.98
MPM240M5-SCZ-10	MPO w/ pins to SC Fanout, 24 fiber round,OM5 50/125um Multimode, LSZH Jacket, Lime Green, 10 meter	391.05

MPM240M5-STR-05	MPO w/ pins to ST Fanout, 24 fiber round,OM5 50/125um Multimode, OFNR Jacket, Lime Green, .5 meter	274.69
MPM240M5-STR-1	MPO w/ pins to ST Fanout, 24 fiber round,OM5 50/125um Multimode, OFNR Jacket, Lime Green, 1 meter	279.19
MPM240M5-STR-3	MPO w/ pins to ST Fanout, 24 fiber round,OM5 50/125um Multimode, OFNR Jacket, Lime Green, 3 meter	302.78
MPM240M5-STR-5	MPO w/ pins to ST Fanout, 24 fiber round,OM5 50/125um Multimode, OFNR Jacket, Lime Green, 5 meter	327.98
MPM240M5-STR-10	MPO w/ pins to ST Fanout, 24 fiber round,OM5 50/125um Multimode, OFNR Jacket, Lime Green, 10 meter	391.05

MPM240M5-STZ-05	MPO w/ pins to ST Fanout, 24 fiber round,OM5 50/125um Multimode, LSZH Jacket, Lime Green, .5 meter	274.69
MPM240M5-STZ-1	MPO w/ pins to ST Fanout, 24 fiber round,OM5 50/125um Multimode, LSZH Jacket, Lime Green, 1 meter	279.19
MPM240M5-STZ-3	MPO w/ pins to ST Fanout, 24 fiber round,OM5 50/125um Multimode, LSZH Jacket, Lime Green, 3 meter	302.78
MPM240M5-STZ-5	MPO w/ pins to ST Fanout, 24 fiber round,OM5 50/125um Multimode, LSZH Jacket, Lime Green, 5 meter	327.98
MPM240M5-STZ-10	MPO w/ pins to ST Fanout, 24 fiber round,OM5 50/125um Multimode, LSZH Jacket, Lime Green, 10 meter	391.05



New
MPM120M5-SCZ



New
MPM120M5-STZ



New
MPM240M5-LCR



New
MPM240M5-LCZ



New
MPM240M5-SCZ



New
MPM240M5-STZ

MPO Conversion Cables

These L-com multi-fiber conversion cables enable network engineers to aggregate data links, as well as optimize their fiber utilization, eliminating unused fibers common in MPO-12 and MPO-8 deployments. A push-pull design is utilized for easy mating and removal. L-com's MPO connectors are fully compatible with US Conec MTP products.

Item #	Description	List Price
--------	-------------	------------

OM3 MPO24 to 3 x MPO8 Conversion Cable

MPF24-MPF3080M3R-1	MPO24 no pins to 3xMPO8 no pins, OM3 50/125um Multimode, ONFR Jacket, Aqua, 1 meter	459.95
MPF24-MPF3080M3Z-1	MPO24 no pins to 3xMPO8 no pins, OM3 50/125um Multimode, LSZH Jacket, Aqua, 1 meter	459.95
MPM24-MPM3080M3R-1	MPO24 w/ pins to 3xMPO8 w/ pins, OM3 50/125um Multimode, ONFR Jacket, Aqua, 1 meter	462.22
MPM24-MPM3080M3Z-1	MPO24 w/ pins to 3xMPO8 w/ pins, OM3 50/125um Multimode, LSZH Jacket, Aqua, 1 meter	462.22
MPF24-MPF3080M3R-3	MPO24 no pins to 3xMPO8 no pins, OM3 50/125um Multimode, ONFR Jacket, Aqua, 3 meter	480.43
MPF24-MPF3080M3Z-3	MPO24 no pins to 3xMPO8 no pins, OM3 50/125um Multimode, LSZH Jacket, Aqua, 3 meter	480.43
MPM24-MPM3080M3R-3	MPO24 w/ pins to 3xMPO8 w/ pins, OM3 50/125um Multimode, ONFR Jacket, Aqua, 3 meter	482.70
MPM24-MPM3080M3Z-3	MPO24 w/ pins to 3xMPO8 w/ pins, OM3 50/125um Multimode, LSZH Jacket, Aqua, 3 meter	482.70
MPF24-MPF3080M3R-5	MPO24 no pins to 3xMPO8 no pins, OM3 50/125um Multimode, ONFR Jacket, Aqua, 5 meter	501.10
MPF24-MPF3080M3Z-5	MPO24 no pins to 3xMPO8 no pins, OM3 50/125um Multimode, LSZH Jacket, Aqua, 5 meter	501.10
MPM24-MPM3080M3R-5	MPO24 w/ pins to 3xMPO8 w/ pins, OM3 50/125um Multimode, ONFR Jacket, Aqua, 5 meter	503.37
MPM24-MPM3080M3Z-5	MPO24 w/ pins to 3xMPO8 w/ pins, OM3 50/125um Multimode, LSZH Jacket, Aqua, 5 meter	503.37
MPF24-MPF3080M3R-10	MPO24 no pins to 3xMPO8 no pins, OM3 50/125um Multimode, ONFR Jacket, Aqua, 10 meter	552.76
MPF24-MPF3080M3Z-10	MPO24 no pins to 3xMPO8 no pins, OM3 50/125um Multimode, LSZH Jacket, Aqua, 10 meter	552.76
MPM24-MPM3080M3R-10	MPO24 w/ pins to 3xMPO8 w/ pins, OM3 50/125um Multimode, ONFR Jacket, Aqua, 10 meter	555.03
MPM24-MPM3080M3Z-10	MPO24 w/ pins to 3xMPO8 w/ pins, OM3 50/125um Multimode, LSZH Jacket, Aqua, 10 meter	555.03

OM3 MPO24 to 2 x MPO12 Conversion Cable

MPF24-MPF2120M3R-1	MPO24 no pins to 2xMPO12 no pins, OM3 50/125um Multimode, ONFR Jacket, Aqua, 1 meter	414.93
MPF24-MPF2120M3Z-1	MPO24 no pins to 2xMPO12 no pins, OM3 50/125um Multimode, LSZH Jacket, Aqua, 1 meter	414.93
MPM24-MPM2120M3R-1	MPO24 w/ pins to 2xMPO12 w/ pins, OM3 50/125um Multimode, ONFR Jacket, Aqua, 1 meter	417.19
MPM24-MPM2120M3Z-1	MPO24 w/ pins to 2xMPO12 w/ pins, OM3 50/125um Multimode, LSZH Jacket, Aqua, 1 meter	417.19
MPF24-MPF2120M3R-3	MPO24 no pins to 2xMPO12 no pins, OM3 50/125um Multimode, ONFR Jacket, Aqua, 3 meter	435.59
MPF24-MPF2120M3Z-3	MPO24 no pins to 2xMPO12 no pins, OM3 50/125um Multimode, LSZH Jacket, Aqua, 3 meter	435.59
MPM24-MPM2120M3R-3	MPO24 w/ pins to 2xMPO12 w/ pins, OM3 50/125um Multimode, ONFR Jacket, Aqua, 3 meter	437.86
MPM24-MPM2120M3Z-3	MPO24 w/ pins to 2xMPO12 w/ pins, OM3 50/125um Multimode, LSZH Jacket, Aqua, 3 meter	437.86
MPF24-MPF2120M3R-5	MPO24 no pins to 2xMPO12 no pins, OM3 50/125um Multimode, ONFR Jacket, Aqua, 5 meter	456.09
MPF24-MPF2120M3Z-5	MPO24 no pins to 2xMPO12 no pins, OM3 50/125um Multimode, LSZH Jacket, Aqua, 5 meter	456.09
MPM24-MPM2120M3R-5	MPO24 w/ pins to 2xMPO12 w/ pins, OM3 50/125um Multimode, ONFR Jacket, Aqua, 5 meter	458.36
MPM24-MPM2120M3Z-5	MPO24 w/ pins to 2xMPO12 w/ pins, OM3 50/125um Multimode, LSZH Jacket, Aqua, 5 meter	458.36
MPF24-MPF2120M3R-10	MPO24 no pins to 2xMPO12 no pins, OM3 50/125um Multimode, ONFR Jacket, Aqua, 10 meter	507.93
MPF24-MPF2120M3Z-10	MPO24 no pins to 2xMPO12 no pins, OM3 50/125um Multimode, LSZH Jacket, Aqua, 10 meter	507.93
MPM24-MPM2120M3R-10	MPO24 w/ pins to 2xMPO12 w/ pins, OM3 50/125um Multimode, ONFR Jacket, Aqua, 10 meter	510.19
MPM24-MPM2120M3Z-10	MPO24 w/ pins to 2xMPO12 w/ pins, OM3 50/125um Multimode, LSZH Jacket, Aqua, 10 meter	510.19

OM3 3 x MPO8 to 2 x MPO12 Conversion Cable

MPF308-MPF2120M3R-1	3xMPO8 no pins to 2xMPO12 no pins, OM3 50/125um Multimode, ONFR Jacket, Aqua, 1 meter	551.22
MPF308-MPF2120M3Z-1	3xMPO8 no pins to 2xMPO12 no pins, OM3 50/125um Multimode, LSZH Jacket, Aqua, 1 meter	551.22
MPM308-MPM2120M3R-1	3xMPO8 w/ pins to 2xMPO12 w/ pins, OM3 50/125um Multimode, ONFR Jacket, Aqua, 1 meter	555.95
MPM308-MPM2120M3Z-1	3xMPO8 w/ pins to 2xMPO12 w/ pins, OM3 50/125um Multimode, LSZH Jacket, Aqua, 1 meter	555.95
MPF308-MPF2120M3R-3	3xMPO8 no pins to 2xMPO12 no pins, OM3 50/125um Multimode, ONFR Jacket, Aqua, 3 meter	559.38
MPF308-MPF2120M3Z-3	3xMPO8 no pins to 2xMPO12 no pins, OM3 50/125um Multimode, LSZH Jacket, Aqua, 3 meter	559.38
MPM308-MPM2120M3R-3	3xMPO8 w/ pins to 2xMPO12 w/ pins, OM3 50/125um Multimode, ONFR Jacket, Aqua, 3 meter	564.20
MPM308-MPM2120M3Z-3	3xMPO8 w/ pins to 2xMPO12 w/ pins, OM3 50/125um Multimode, LSZH Jacket, Aqua, 3 meter	564.20
MPF308-MPF2120M3R-5	3xMPO8 no pins to 2xMPO12 no pins, OM3 50/125um Multimode, ONFR Jacket, Aqua, 5 meter	570.77
MPF308-MPF2120M3Z-5	3xMPO8 no pins to 2xMPO12 no pins, OM3 50/125um Multimode, LSZH Jacket, Aqua, 5 meter	570.77
MPM308-MPM2120M3R-5	3xMPO8 w/ pins to 2xMPO12 w/ pins, OM3 50/125um Multimode, ONFR Jacket, Aqua, 5 meter	575.59
MPM308-MPM2120M3Z-5	3xMPO8 w/ pins to 2xMPO12 w/ pins, OM3 50/125um Multimode, LSZH Jacket, Aqua, 5 meter	575.59
MPF308-MPF2120M3R-10	3xMPO8 no pins to 2xMPO12 no pins, OM3 50/125um Multimode, ONFR Jacket, Aqua, 10 meter	607.41
MPF308-MPF2120M3Z-10	3xMPO8 no pins to 2xMPO12 no pins, OM3 50/125um Multimode, LSZH Jacket, Aqua, 10 meter	607.41
MPM308-MPM2120M3R-10	3xMPO8 w/ pins to 2xMPO12 w/ pins, OM3 50/125um Multimode, ONFR Jacket, Aqua, 10 meter	612.15
MPM308-MPM2120M3Z-10	3xMPO8 w/ pins to 2xMPO12 w/ pins, OM3 50/125um Multimode, LSZH Jacket, Aqua, 10 meter	612.15

OM4 MPO24 to 3 x MPO8 Conversion Cable

MPF24-MPF3080M4R-1	MPO24 no pins to 3xMPO8 no pins, OM4 50/125um Multimode, ONFR Jacket, Aqua, 1 meter	499.93
MPF24-MPF3080M4Z-1	MPO24 no pins to 3xMPO8 no pins, OM4 50/125um Multimode, LSZH Jacket, Aqua, 1 meter	499.93
MPM24-MPM3080M4R-1	MPO24 w/ pins to 3xMPO8 w/ pins, OM4 50/125um Multimode, ONFR Jacket, Aqua, 1 meter	502.20
MPM24-MPM3080M4Z-1	MPO24 w/ pins to 3xMPO8 w/ pins, OM4 50/125um Multimode, LSZH Jacket, Aqua, 1 meter	502.20
MPF24-MPF3080M4R-3	MPO24 no pins to 3xMPO8 no pins, OM4 50/125um Multimode, ONFR Jacket, Aqua, 3 meter	532.38
MPF24-MPF3080M4Z-3	MPO24 no pins to 3xMPO8 no pins, OM4 50/125um Multimode, LSZH Jacket, Aqua, 3 meter	532.38
MPM24-MPM3080M4R-3	MPO24 w/ pins to 3xMPO8 w/ pins, OM4 50/125um Multimode, ONFR Jacket, Aqua, 3 meter	534.65
MPM24-MPM3080M4Z-3	MPO24 w/ pins to 3xMPO8 w/ pins, OM4 50/125um Multimode, LSZH Jacket, Aqua, 3 meter	534.65
MPF24-MPF3080M4R-5	MPO24 no pins to 3xMPO8 no pins, OM4 50/125um Multimode, ONFR Jacket, Aqua, 5 meter	564.84
MPF24-MPF3080M4Z-5	MPO24 no pins to 3xMPO8 no pins, OM4 50/125um Multimode, LSZH Jacket, Aqua, 5 meter	564.84
MPM24-MPM3080M4R-5	MPO24 w/ pins to 3xMPO8 w/ pins, OM4 50/125um Multimode, ONFR Jacket, Aqua, 5 meter	567.10
MPM24-MPM3080M4Z-5	MPO24 w/ pins to 3xMPO8 w/ pins, OM4 50/125um Multimode, LSZH Jacket, Aqua, 5 meter	567.10
MPF24-MPF3080M4R-10	MPO24 no pins to 3xMPO8 no pins, OM4 50/125um Multimode, ONFR Jacket, Aqua, 10 meter	645.96
MPF24-MPF3080M4Z-10	MPO24 no pins to 3xMPO8 no pins, OM4 50/125um Multimode, LSZH Jacket, Aqua, 10 meter	645.96
MPM24-MPM3080M4R-10	MPO24 w/ pins to 3xMPO8 w/ pins, OM4 50/125um Multimode, ONFR Jacket, Aqua, 10 meter	648.22
MPM24-MPM3080M4Z-10	MPO24 w/ pins to 3xMPO8 w/ pins, OM4 50/125um Multimode, LSZH Jacket, Aqua, 10 meter	648.22



MPF24-MPF3080M3R



MPM24-MPM3080M3Z



MPF24-MPF2120M3R



MPM308-MPF2120M3R



MPM24-MPM3080M4R



MPF24-MPF3080M4R





AOCSP10



AOCSP2825



AOCQP40



AOCQSP40



AOCQP28100



AOCQSP28100

Item #	Description	1-9
--------	-------------	-----

Active Optical Cables 10Gbps

The AOCSP10 is an active optical cable designed for use in 10 Gigabit Ethernet links. They are electrically compliant with SFF-8431 and mechanically compliant with SFF-8432. The AOCSP10 allows for greater link length than direct attach cables with a lower total cost and lower power consumption than transceiver-based solutions.

AOCSP10-001	Active Optical Cable SFP+ 10Gbps, 1 meter, MSA Compatible	110.96
AOCSP10-002	Active Optical Cable SFP+ 10Gbps, 2 meter, MSA Compatible	112.95
AOCSP10-003	Active Optical Cable SFP+ 10Gbps, 3 meter, MSA Compatible	116.55
AOCSP10-005	Active Optical Cable SFP+ 10Gbps, 5 meter, MSA Compatible	124.95
AOCSP10-007	Active Optical Cable SFP+ 10Gbps, 7 meter, MSA Compatible	129.15
AOCSP10-010	Active Optical Cable SFP+ 10Gbps, 10 meter, MSA Compatible	144.15
AOCSP10-020	Active Optical Cable SFP+ 10Gbps, 20 meter, MSA Compatible	162.75
AOCSP10-050	Active Optical Cable SFP+ 10Gbps, 50 meter, MSA Compatible	182.55
AOCSP10-100	Active Optical Cable SFP+ 10Gbps, 100 meter, MSA Compatible	241.05

Active Optical Cables 25Gbps

The AOCSP2825 is an active optical cable designed for use in 25 Gigabit Ethernet links. They are electrically compliant with SFF-8431 and mechanically compliant with SFF-8432. The AOCSP2825 allows for greater link length than direct attach cables, with a lower total power consumption than transceiver solutions.

AOCSP2825-001	Active Optical Cable SFP28 28Gbps, 1 meter, MSA Compatible	345.24
AOCSP2825-003	Active Optical Cable SFP28 28Gbps, 3 meter, MSA Compatible	346.95
AOCSP2825-005	Active Optical Cable SFP28 28Gbps, 5 meter, MSA Compatible	352.80
AOCSP2825-007	Active Optical Cable SFP28 28Gbps, 7 meter, MSA Compatible	355.95
AOCSP2825-010	Active Optical Cable SFP28 28Gbps, 10 meter, MSA Compatible	363.60
AOCSP2825-020	Active Optical Cable SFP28 28Gbps, 20 meter, MSA Compatible	368.10
AOCSP2825-030	Active Optical Cable SFP28 28Gbps, 30 meter, MSA Compatible	401.40

Active Optical Cables 40Gbps

The AOCQP40 is an active optical cable designed for use in 40Gigabit Ethernet links. They are electrically compliant and mechanically compliant with the QSFP+ MSA. The AOCQP40 allows for greater link length than direct attach cables, with a lower total power consumption than transceiver solutions.

AOCQP40-001	Active Optical Cable QSFP+ 40Gbps, 1 meter, MSA Compatible	288.86
AOCQP40-003	Active Optical Cable QSFP+ 40Gbps, 3 meter, MSA Compatible	252.54
AOCQP40-005	Active Optical Cable QSFP+ 40Gbps, 5 meter, MSA Compatible	324.54
AOCQP40-007	Active Optical Cable QSFP+ 40Gbps, 7 meter, MSA Compatible	339.27
AOCQP40-010	Active Optical Cable QSFP+ 40Gbps, 10 meter, MSA Compatible	353.52
AOCQP40-020	Active Optical Cable QSFP+ 40Gbps, 20 meter, MSA Compatible	392.47
AOCQP40-030	Active Optical Cable QSFP+ 40Gbps, 30 meter, MSA Compatible	429.99
AOCQP40-050	Active Optical Cable QSFP+ 40Gbps, 50 meter, MSA Compatible	477.49
AOCQP40-100	Active Optical Cable QSFP+ 40Gbps, 100 meter, MSA Compatible	539.24

Active Optical Breakout Cables 40Gbps

The AOCQSP40 is an active optical breakout cable designed for use in 40Gigabit Ethernet links. The QSFP+ (40Gbps) interface is electrically compliant and mechanically compliant with the SFF-8436. The SFP+ (10Gbps) interface is electrically compliant with SFF-8431 and mechanically compliant with SFF-8432. The AOCQSP40 is utilized in the aggregation of 10Gbps interfaces in a 40Gbps environment.

AOCQSP40-001	Active Optical Cable Breakout QSFP+ 40Gbps to 4x10G SFP+, 1 meter, MSA Compatible	316.04
AOCQSP40-003	Active Optical Cable Breakout QSFP+ 40Gbps to 4x10G SFP+, 3 meter, MSA Compatible	333.62
AOCQSP40-005	Active Optical Cable Breakout QSFP+ 40Gbps to 4x10G SFP+, 5 meter, MSA Compatible	342.70
AOCQSP40-007	Active Optical Cable Breakout QSFP+ 40Gbps to 4x10G SFP+, 7 meter, MSA Compatible	354.98
AOCQSP40-010	Active Optical Cable Breakout QSFP+ 40Gbps to 4x10G SFP+, 10 meter, MSA Compatible	372.56
AOCQSP40-020	Active Optical Cable Breakout QSFP+ 40Gbps to 4x10G SFP+, 20 meter, MSA Compatible	430.37
AOCQSP40-030	Active Optical Cable Breakout QSFP+ 40Gbps to 4x10G SFP+, 30 meter, MSA Compatible	474.29

Active Optical Breakout Cables 100Gbps

The AOCQP28100 is an active optical cable designed for use in 100Gigabit Ethernet links. They are electrically compliant and mechanically compliant with the QSFP28 MSA. The AOCQP28100 allows for greater link length than direct attach cables, with a lower total power consumption than transceiver solutions.

AOCQP28100-001	Active Optical Cable QSFP28 100Gbps, 1 meter, MSA Compatible	770.40
AOCQP28100-003	Active Optical Cable QSFP28 100Gbps, 3 meter, MSA Compatible	778.94
AOCQP28100-005	Active Optical Cable QSFP28 100Gbps, 5 meter, MSA Compatible	785.70
AOCQP28100-007	Active Optical Cable QSFP28 100Gbps, 7 meter, MSA Compatible	795.30
AOCQP28100-010	Active Optical Cable QSFP28 100Gbps, 10 meter, MSA Compatible	803.70

Active Optical Breakout Cables 100Gbps

The AOCQSP28100 is an active optical breakout cable designed for use in 100Gigabit Ethernet links. The QSFP28 (100Gbps) interface is electrically compliant and mechanically compliant with the SFF-8436. The SFP28 (25Gbps) interface is electrically compliant with SFF-8431 and mechanically compliant with SFF-8432. The AOCQSP28100 is utilized in the aggregation of 25Gbps interfaces in a 100Gbps environment.

AOCQSP28100-001	Active Optical Cable Breakout QSFP28 100Gbps to 4x28G SFP28, 1 meter, MSA Compatible	818.62
AOCQSP28100-003	Active Optical Cable Breakout QSFP28 100Gbps to 4x28G SFP28, 3 meter, MSA Compatible	828.45
AOCQSP28100-005	Active Optical Cable Breakout QSFP28 100Gbps to 4x28G SFP28, 5 meter, MSA Compatible	838.91
AOCQSP28100-007	Active Optical Cable Breakout QSFP28 100Gbps to 4x28G SFP28, 7 meter, MSA Compatible	848.70
AOCQSP28100-010	Active Optical Cable Breakout QSFP28 100Gbps to 4x28G SFP28, 10 meter, MSA Compatible	868.61

Military Grade Fiber Optic Solutions

L-com's Military Grade fiber optic patch cables are built with specialized Military Tactical cable that features impact and crush resistance characteristics which comply with Military requirements. These robust assemblies are rated for operating temps of -55° to +85° C. They are available in both single mode and multimode options with ST, LC or SC connector options. ST assemblies feature rust resistant stainless steel bodies and extra high force springs to ensure tight mating even when exposed to shock and vibration as often encountered in the field under combat conditions. These cables are perfect for rough field conditions or other outdoor use. Custom lengths can be created with L-com's Custom Cable Configurator at L-com.com.

Item #	Description	1-9
--------	-------------	-----

Duplex Military Grade Multimode Cables, OM1 62.5/125, Polyurethane Jacket

Pricing for the OM1 LC, ST and SC connector series is shown below. Pricing for OM2, OM3 or Single mode may be found at L-com.com.

FODLCMIL-01	OM1 Military Grade Fiber Cable, Clipped LC/Clipped LC, TPUR Jacket, 1.0m	53.13
FODLCMIL-02	OM1 Military Grade Fiber Cable, Clipped LC/Clipped LC, TPUR Jacket, 2.0m	57.01
FODLCMIL-03	OM1 Military Grade Fiber Cable, Clipped LC/Clipped LC, TPUR Jacket, 3.0m	65.47
FODLCMIL-05	OM1 Military Grade Fiber Cable, Clipped LC/Clipped LC, TPUR Jacket, 5.0m	77.83
FODLCMIL-10	OM1 Military Grade Fiber Cable, Clipped LC/Clipped LC, TPUR Jacket, 10.0m	104.52
FODSCMIL-01	OM1 Military Grade Fiber Cable, Clipped SC/Clipped SC, TPUR Jacket, 1.0m	49.43
FODSCMIL-02	OM1 Military Grade Fiber Cable, Clipped SC/Clipped SC, TPUR Jacket, 2.0m	49.29
FODSCMIL-03	OM1 Military Grade Fiber Cable, Clipped SC/Clipped SC, TPUR Jacket, 3.0m	54.37
FODSCMIL-05	OM1 Military Grade Fiber Cable, Clipped SC/Clipped SC, TPUR Jacket, 5.0m	67.00
FODSCMIL-10	OM1 Military Grade Fiber Cable, Clipped SC/Clipped SC, TPUR Jacket, 10.0m	98.58
FODSTMIL-01	OM1 Military Grade Fiber Cable, Dual ST/Dual ST, TPUR Jacket, 1.0m	92.76
FODSTMIL-02	OM1 Military Grade Fiber Cable, Dual ST/Dual ST, TPUR Jacket, 2.0m	99.50
FODSTMIL-03	OM1 Military Grade Fiber Cable, Dual ST/Dual ST, TPUR Jacket, 3.0m	106.12
FODSTMIL-05	OM1 Military Grade Fiber Cable, Dual ST/Dual ST, TPUR Jacket, 5.0m	118.25
FODSTMIL-10	OM1 Military Grade Fiber Cable, Dual ST/Dual ST, TPUR Jacket, 10.0m	151.09

MIL-C-83522 ST Connectors and Dust Caps

L-com's Mil ST line of connectors meet or exceed 100% of the requirements of military specification MIL-C-83522 including extreme temperature change, shock, vibration and corrosion making them ideal for military, aircraft, spacecraft, shipboard and land based applications. These connectors are designed to be used with 2mm cable. For use with 2.5 or 3mm cable, please purchase crimp ferrule CF83522 separately. Locking versions prevent accidental disconnects from high shock or vibration environments.

FOC-M83522-ANXB	MIL M83522 ST Connector, Multimode, Locking, Nickel Plated Brass for 2mm Fiber	36.52
FOC-M83522-ANYB	MIL M83522 ST Connector, Single mode, Locking, Nickel Plated Brass for 2mm Fiber	38.57
FOC-M83522-DNXX	MIL M83522 ST Connector, Multimode, Non-Locking, Nickel Plated Brass for 2mm Fiber	19.04
FOC-M83522-DNXXS	MIL M83522 ST Connector, Multimode, Non-Locking, Stainless Steel for 2mm Fiber	23.21
FOC-M83522-DNYS	MIL M83522 ST Connector, Single mode, Non-Locking, Stainless Steel for 2mm Fiber	29.10
CF83522	MIL M83522 ST Crimp Ferrule Required for use with 2.5 and 3mm Fiber Cable	2.60
DSTCP-RSTN	ST Dust Cap for MIL and Ruggedized COTS Connectors, Nickel Plated Brass with Lanyard	25.88
DSTCP-RSTS	ST Dust Cap for MIL and Ruggedized COTS Connectors, Stainless Steel with Lanyard	27.27

MIL-C-83522 ST Couplers and Dust Caps

These ST couplers are fully qualified to MIL-C-83522 standards ensuring the highest performance for an ST connector. These are designed to work with L-com's FOC-M83522 line of connectors but will also work with standard or COTS ST connectors. Couplers are compatible with both multimode and single mode applications.

FOA-M83522-YB	MIL M83522 ST Coupler, Multimode and Single mode, Nickel Plated Brass	21.53
FOA-M83522-YS	MIL M83522 ST Coupler, Multimode and Single mode, Stainless Steel	42.79
DSTCP-RSTADPTN	ST Dust Cap for MIL and Ruggedized COTS Couplers, Nickel Plated Brass with Lanyard	21.80
DSTCP-RSTADPTS	ST Dust Cap for MIL and Ruggedized COTS Couplers, Stainless Steel with Lanyard	24.72

9/125 Single mode APC Couplers

In order to achieve low back reflection values, some fiber assemblies utilize a connector with an APC (Angled Physical Contact) connector. These APC connectors require special couplers that have tight tolerance alignment slots to assure proper orientation of the mated APC connectors. These APC couplers are specifically designed for this application.

Item #	Description	Body	Sleeve	1-9
--------	-------------	------	--------	-----

9/125 Single mode APC Couplers

FOA-804	Simplex LC/LC APC Coupler Low Profile	Plastic	Ceramic	16.33
FOA-805	Duplex LC/LC APC Coupler Low Profile	Plastic	Ceramic	17.47
FOA-017	Simplex SC/SC APC Coupler with Mounting Flange	Plastic	Ceramic	11.69
FOA-018	Duplex SC/SC APC Coupler with Mounting Flange	Plastic	Ceramic	21.67
FOA-019	Simplex FC/FC APC Coupler with D-Hole Mount	Metal	Ceramic	17.52

MTRJ to MTRJ Fiber Optic Coupler

Use of this coupler requires one of the two mating MTRJ connectors to contain alignment pins.

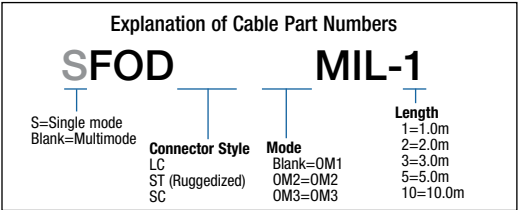
FOA-600	MTRJ Coupler with Mounting Flange	Plastic	None	4.82
---------	-----------------------------------	---------	------	------


Assorted FC Couplers/Adapters

FOA-003	Simplex FC Fiber Coupler with Square Mount	Metal	Bronze	7.85
FOA-003A	Simplex FC Fiber Coupler with Square Mount	Metal	Ceramic	11.45
FOA-013	Simplex FC Fiber Coupler with Rectangular Mount	Metal	Bronze	8.05
FOA-013A	Simplex FC Fiber Coupler with Rectangular Mount	Metal	Ceramic	11.35
FOA-033	Simplex FC Fiber Coupler with D-Hole Mount	Metal	Bronze	7.67
FOA-033A	Simplex FC Fiber Coupler with D-Hole Mount	Metal	Ceramic	11.12
FOA-301	Simplex ST-FC Fiber Adapter with Square Mount	Metal	Bronze	13.17
FOA-311	Simplex ST-FC Fiber Adapter with Rectangular Mount	Metal	Bronze	5.84
FOA-311A	Simplex ST-FC Fiber Adapter with Rectangular Mount	Metal	Ceramic	12.54
FOA-302	Simplex SC-FC Fiber Adapter with Square Mount	Metal	Bronze	11.06

Fiber Optic Adapter Kits

FOA-123	Fiber Optic Bulkhead Coupler Kit			22.24
FOA-321	Fiber Optic Coupler/Adapter Kit			113.87





FOC-SS250



FOC-SS125



FOC-SS-MPO



FOC-CA



FOC-KN

FOC-AP



FOC-EYE

How to clean fiber cable

Online Video

L-com.com/videos/A05



F01



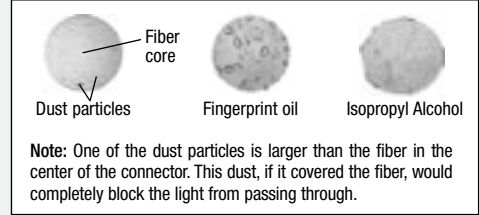
F01REF

Tip Avoid the number one cause of fiber optic network failure

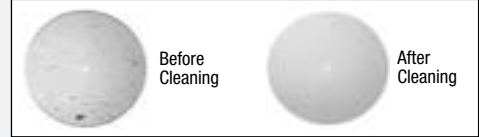
In fiber optic networks, the number one cause of network failure is not cable breakage, it's actually dirty or damaged connectors.

In a fiber optic coupling, connectors are in physical contact with each other. Picture a small rock placed between two pieces of glass and then pressed together. This is similar to what a particle of dust is in relation to the glass fiber. Note that a typical fiber's glass core is 1/10 to 1/2 the diameter of a human hair so a little dust can go a long way towards obstructing an optical signal. At right are images of common problems found on connectors installed in the field.

Connectors need to be cleaned before any connection is made. If the cable is disconnected, it needs to be cleaned again. This is a simple process especially with the Senko SMART Cleaners. Just insert the cleaner into the port and then use the same cleaner on the cable connector.



Note: One of the dust particles is larger than the fiber in the center of the connector. This dust, if it covered the fiber, would completely block the light from passing through.



Item #	Description	List Price
--------	-------------	------------

Fiber Optic Cleaner for SC, FC, and ST Connectors

The Senko Fiber Optic Cleaner for SC, FC and ST simplex connections is a dry cloth cleaner specially designed to clean single fiber connectors. The dust cap of the cleaner acts as an adapter for cleaning unmated connectors. The FOC-SS250 Fiber Optic Cleaner is simple, easy to use and highly effective at removing oil and dust contaminants that can inhibit optical performance. Cleaner gets more than 750 cleanings per unit.

FOC-SS250	Fiber Optic Cleaner for SC, FC and ST Connectors	80.92
-----------	--	-------

Fiber Optic Cleaner for LC and MU Connectors

Working with LC connectors often means technicians are faced with a high density of the connectors, making it difficult to get in between to service and clean them. Using Senko's Fiber Optic Cleaner specifically made to be used with LC connectors is the perfect solution with its thin, extendable shaft that can easily get into hard to reach areas. Cleaner gets more than 750 cleanings per unit.

FOC-SS125	Fiber Optic Cleaner for LC and MU Connectors	80.92
-----------	--	-------

Fiber Optic Cleaner for MPO Connectors

MPO has become a popular interface in data centers due to its high density of connections in a very small form factor. This makes it extra important to keep your MPO cables and ports clean for the best performance of your network. This easy to use cleaner will remove dirt, oil and debris from MPO connectors and ports. Its extended shaft makes it easy to get into hard to reach places without having to un-mate nearby connectors. The cleaner is disposable and gets over 600 cleanings per unit.

FOC-SS-MPO	Fiber Optic Cleaner for MPO Connectors	89.90
------------	--	-------

Fiber Optic Consumables - Commonly Used Fiber Optic Cleaning Components

Cleaning fiber optic connections is crucial for proper optical transmission. Compressed air is great for cleaning couplers and connector ends. Kimwipes are lint free tissues, commonly used for cleaning glass surfaces.

FOC-CA	Compressed Air, 12 oz. Can	11.85
FOC-KN	4.5" x 8.5" (11.4cm x 21.6cm) Box Kimwipes, 280 Count	6.25
FOC-AP	Pre-moistened Alcohol Pads, 20 Count	11.63

Fiber Optic Pulling Eye for Duplex Cable Assemblies

A pulling eye is used to protect the terminated end of fiber cable assemblies when pulling through walls or ceilings. 16" long x 0.75" (40.6 x 1.9 cm) diameter plastic tube fits most cables with two connectors.

FOC-EYE	Dual Fiber Pulling Eye	33.31
---------	------------------------	-------


Hellermann-Tyton Fiberclean - Fiber Optic Connector Cleaning System

This is a convenient, economical and easy to use cleaning dispenser system for your fiber optic connectors. This hand held device exposes a portion of "ultra white", non-woven, lint free material sufficient to clean up to six connectors. Used cleaning material is dispensed out of the back of the unit. Up to 400 connectors can be cleaned with a single dispenser.


F01	Fiberclean Dispenser with Cleaning Film	23.25
F01REF	Fiberclean Cleaning Film Refills	18.09

Keep fiber cables clean to maintain performance

It is critically important for fiber optic connectors to be free of dust and dirt to maintain optimum performance. A simple and effective way to do this is to clean the ends of your fiber optic cables often when they are disconnected, as illustrated.



Softly press fiber tip in cleaning window using a figure 8 motion.



Repeat 3 times, inspecting fiber tip for cleanliness.

Tip Fiber enclosures secure sub-panels and cables

STEP 1



Install snap-in sub-panel with couplers.

STEP 2



Prepare distribution cable for installation on rear of panel by sliding tray out of case, either from the front or rear.

STEP 3



Attach feed cables to couplers on rear of panel.

STEP 4



Route and attach patching jumpers to couplers on front of panel.

STEP 5



Slide tray back into case.

STEP 6



Close cover on unit.



FE-RM1U12PSP



FE-WM24PP



FE-ST7MC



FE-STMAB

Item #	Description	List Price
--------	-------------	------------

19" (48.3cm) Rack Mounted Fiber Enclosures - For Splice Trays and Fiber Patch Panels

FE-RM1U12PSP	Fiber Enclosure Rack Mount, 1U, with 3 FSP Series Sub-Panel Openings	288.00
FE-RM2U24PSP	Fiber Enclosure Rack Mount, 2U, with 4 FSP Series Sub-Panel Openings	324.98
FE-RM3U48PSP	Fiber Enclosure Rack Mount, 3U, with 8 FSP Series Sub-Panel Openings	378.00
FE-RM4U72PSP	Fiber Enclosure Rack Mount, 4U, with 12 FSP Series Sub-Panel Openings	331.36

Wall Mounted Fiber Enclosures - To Mount Splice Trays and Fiber Patch Panels

FE-WM12PP	Fiber Enclosure Wall Mount, with 2 FSP Series Sub-Panel Openings	168.00
FE-WM24PP	Fiber Enclosure Wall Mount, with 4 FSP Series Sub-Panel Openings	154.22

Splice Trays for Fiber Splices - Terminations and Distribution in Fiber Enclosures

FE-ST7MC	Fiber Enclosure Splice Tray, 7 in (17.8 cm) with Metal Cover	32.32
FE-ST7PC	Fiber Enclosure Splice Tray, 7 in (17.8 cm) with Lexan® Cover	29.08
FE-ST875MC	Fiber Enclosure Splice Tray, 8.75 in (22.2 cm) with Metal Cover	24.78
FE-ST875PC	Fiber Enclosure Splice Tray, 8.75 in (22.2 cm) with Lexan® Cover	32.32

Splice Tray Mounting Assembly Bracket with Accessories

FE-STMAB	Splice Tray Mounting Assembly Bracket with Accessories	23.02
----------	--	-------

Sub-Panels for FSP Series Patch Panels, FE and FSP DIN Rail Mount Enclosures

FSP-BNK	Blank Sub-Panel	15.61
FSP-SCMTLC-BNK	Blank Sub-Panel with 6 SC Simplex/MT-RJ/LC Duplex Openings	20.82
FSP-LCD6-CR	Fiber Sub-Panel, 6 LC Duplex Couplers, Ceramic Sleeve	67.71
FSP-SC-APC	Fiber Sub-Panel, 6 APC SC Simplex Couplers, Ceramic Sleeve	91.68
FSP-SC-BR	Fiber Sub-Panel, 6 SC Simplex Couplers, Bronze Sleeve	45.73
FSP-SC-CR	Fiber Sub-Panel, 6 SC Simplex Couplers, Ceramic Sleeve	57.29
FSP-STFC-BNK	Blank Sub-Panel with 6 ST/FC Simplex Openings	15.61
FSP-ST-BR	Fiber Sub-Panel, 6 ST Couplers, Bronze Sleeve	44.79
FSP-ST-CR	Fiber Sub-Panel, 6 ST Couplers, Ceramic Sleeve	60.44
FSP-SCDLCQ6-BNK	Blank Sub-Panel with 6 SC Duplex/LC Quad Openings	19.78
FSP-LCQ6-BR	Fiber Sub-Panel, 6 LC Duplex Couplers, Bronze Sleeve	138.57
FSP-LCQ6-CR	Fiber Sub-Panel, 6 LC Duplex Couplers, Ceramic Sleeve	169.83
FSP-SCD6-APC	Fiber Sub-Panel, 6 SC Duplex Couplers, Ceramic Sleeve	158.37
FSP-SCD6-BR	Fiber Sub-Panel, 6 SC Duplex Couplers, Bronze Sleeve	60.44
FSP-SCD6-CR	Fiber Sub-Panel, 6 SC Duplex Couplers, Ceramic Sleeve	78.13
FSP-ECF-BNK	Blank Sub-Panel with 3 ECF Style Openings	20.83
FSP-05D-BNK	Blank Sub-Panel with (4) 0.5" (1.3cm) D-Hole Openings	15.61
FSP-KYSTN-BNK	Blank Sub Panel with 4 Keystone Style Openings	21.55

Plunger and Grommet Kit for FSP Series Sub-Panels - Pkg/50

FSP-FASTENERS	Plunger and Grommet Kit for FSP Series Sub-Panels, Pkg/50	46.87
---------------	---	-------

Item #	Description	Color	List Price
--------	-------------	-------	------------

MPO Cassettes for FSP Series Patch Panels, FE and FSP DIN Rail Mount Enclosures

Used for connecting MPO trunk cables and splitting them out to various patch cables.

FSP-MPO-LC24-0M3	MPO Cassette 2-MPO-M/24 LC 0M3	Aqua	628.31
FSP-MPO-LC24-0S1	MPO Cassette 2-MPO-M/24 LC Single mode	Blue	643.96

Fiber Sub-Panels



FSP-BNK



FSP-SC-BR
FSP-SC-CR



FSP-SCD6-BR
FSP-SCD6-CR



FSP-SCD6-APC



FSP-LCQ6-CR



FSP-LCD6-CR



FSP-ECF-BNK



FSP-05D-BNK



FSP-FASTENERS
Pkg/50



FSP-KYSTN-BNK



FSP-MPO-LC24-0M3



PATCH PANELS/RACKS

What are racks, enclosures and patch panels?

Racks, enclosures and patch panels are typically constructed of steel, sheet metal and plastic and are used to secure and organize cables and communications equipment in a data center.

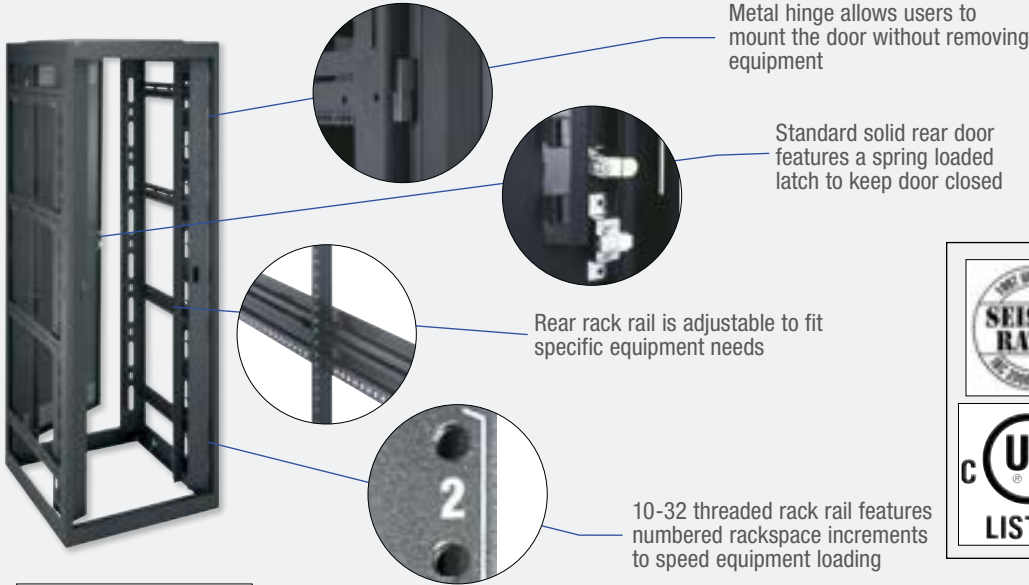
How are racks, enclosures and patch panels used?

Patch panels are screwed into the racks and enclosures. Patch panels are populated with couplers and adapters of various types which allow connection points for patch cables.

Where are racks, enclosures and patch panels used?

Racks, enclosures and patch panels are mostly used in data closets and larger data centers and are used by commercial business, governments, the military and many other industries.

Rack and Enclosure Construction





Seismic Rated to Uniform Building Code Zone 4 for up to 1,000 lbs (454.5kg) of equipment when installed with WRK-Z4 Mounting Bracket



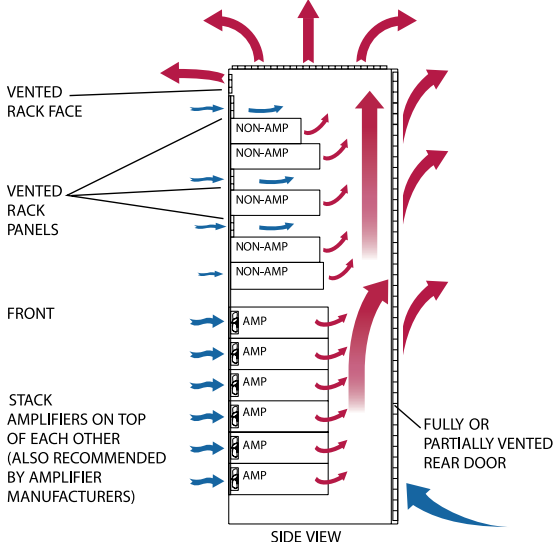
Enclosures are UL Listed with a weight capacity of up to 2,500 lbs (1136.4kg)



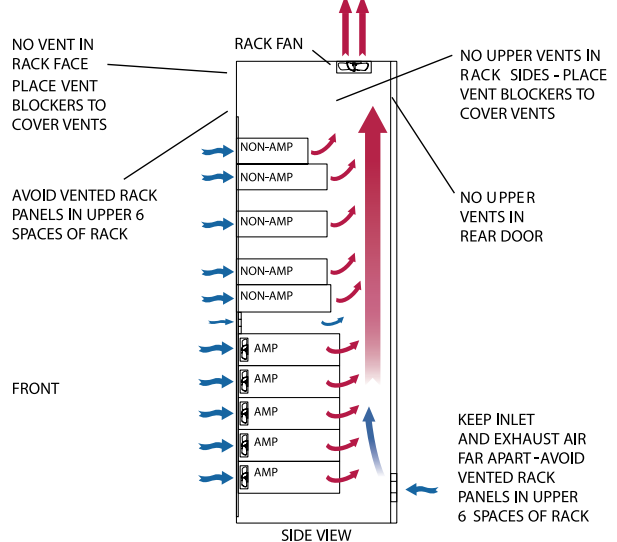
The racks and enclosures manufactured by Middle Atlantic Products have been designed specifically to address both the needs of the equipment that is being mounted, as well as to address any limitations or restrictions of the jobsite. In addition, these racks are contractor-friendly and have been designed with many essential time-saving features.




Thermal Management Best Practices

PROPER PASSIVE CONVECTION
with front-intakes on equipment



PROPER FORCED AIR
with front-intakes on equipment



Server Cabinet	Security Cabinet	Network Cabinet
 <ul style="list-style-type: none"> Fully vented front and split rear doors Fully vented top Temperature sensor Cable management Power distribution Cage nut rackrail Hardware Other options available <p>WMRK Series</p>	 <ul style="list-style-type: none"> Fully welded construction, open sides 2,500 lb (1136.4kg) weight capacity Seismic certified (1994 UBC for seismic zone 4) for protecting 1,000 lbs (454.5kg) of essential equipment when used in conjunction with the WRK-Z4 brackets Generous 24.25" (61.6cm) OD width provides room for cables 2 extra-wide pairs of 10-32 threaded rackrail standard Grounding and bonding stud installed in base <p>WRK Series</p>	 <ul style="list-style-type: none"> 30" (76.2cm) OD width, 31.5" (80cm), 36" (91.4cm) and 42" (106.7cm) OD depth Fully welded construction provides a 2,500 lb (1136.4kg) weight capacity Seismic certified (UBC 1997 & CBC 1998 Zone 4; IBC 2000, IBC 2003, ASCE7-01, NFPA 5000 Seismic Use Group III) for protecting 750 lbs (340.9kg) of essential equipment when used in conjunction with the MRK-Z4 brackets Vented rear door standard .125" (0.3cm) thick structural steel internal braces include 100 rack screws Grounded and bonding stud installed in base <p>DRK Series</p>

Item #	Racking Height	Overall Height	Shipping Weight	1-9	10-24	25-99	100+
--------	----------------	----------------	-----------------	-----	-------	-------	------

36-42" (91.4cm - 106.7cm) Outside Depth Server Cabinets, with or without Side Panels

WMRK-2436SVR	42" (106.7cm) (24 Space)	48.63" (123.5cm)	270 lbs (122.7kg)	3948.00	3869.04	3711.12	CALL
WMRK-2436SVR-AB	42" (106.7cm) (24 Space)	48.63" (123.5cm)	205 lbs (93.2kg)	3145.00	3082.10	2956.30	CALL
WMRK-4236SVR	73.50" (186.7cm) (42 Space)	80.07" (203.4cm)	230 lbs (122.7kg)	4412.00	4323.76	4147.28	CALL
WMRK-4236SVR-AB	73.50" (186.7cm) (42 Space)	80.07" (203.4cm)	165 lbs (104.5kg)	3370.00	3302.60	3167.80	CALL
WMRK-4242SVR	73.50" (186.7cm) (42 Space)	80.07" (203.4cm)	245 lbs (111.4kg)	4701.00	4606.98	4418.94	CALL
WMRK-4242SVR-AB	73.50" (186.7cm) (42 Space)	80.07" (203.4cm)	180 lbs (81.8kg)	3610.00	3537.80	3393.40	CALL

27.5" (69.9cm) Outside Depth 25.75" (65.4cm) Stand Alone, Non-Gangable Network Enclosures with Side Panels

WRKSA-2427	42" (106.7cm) (24 Space)	48.13" (122.3cm)	146 lbs (66.4kg)	1515.00	1484.70	1424.10	CALL
WRKSA-3727	64.75" (164.5cm) (37 Space)	70.88" (180.0cm)	202 lbs (91.8kg)	1725.00	1690.50	1621.50	CALL
WRKSA-4027	70" (177.8cm) (40 Space)	76.13" (193.4cm)	212 lbs (96.4kg)	1840.00	1803.20	1729.60	CALL
WRKSA-4427	77" (195.6cm) (44 Space)	83.13" (211.2cm)	226 lbs (102.7kg)	1899.00	1861.02	1785.06	CALL
WRKSA-4427LRD*	77" (195.6cm) (44 Space)	83.13" (211.2cm)	195 lbs (88.6kg)	1725.00	1690.50	1621.50	CALL

*Enclosure does not include rear door

32.5" (82.6cm) Outside Depth 30.75" (78.1cm) Stand Alone, Non-Gangable Network Enclosures with Side Panels

WRKSA-2432	42" (106.7cm) (24 Space)	48.13" (122.3cm)	164 lbs (74.5kg)	1648.00	1615.04	1549.12	CALL
WRKSA-3732	64.75" (164.5cm) (37 Space)	70.88" (180.0cm)	218 lbs (99.1kg)	1840.00	1803.20	1729.60	CALL
WRKSA-4032	70" (177.8cm) (40 Space)	76.13" (193.4cm)	234 lbs (106.4kg)	1879.00	1841.42	1766.26	CALL
WRKSA-4432	77" (195.6cm) (44 Space)	83.13" (211.2cm)	250 lbs (113.6kg)	2049.00	2008.02	1926.06	CALL
WRKSA-4432LRD*	77" (195.6cm) (44 Space)	83.13" (211.2cm)	212 lbs (96.4kg)	1879.00	1841.42	1766.26	CALL

*Enclosure does not include rear door

27.5" (69.9cm) Outside Depth 25.75" (65.4cm) Gangable Security/Data Cabinet Enclosures without Side Panels

WRK-2427	42" (106.7cm) (24 Space)	48.13" (122.3cm)	124 lbs (56.4kg)	1475.00	1445.50	1386.50	CALL
WRK-3727	64.75" (164.5cm) (37 Space)	70.88" (180.0cm)	160 lbs (72.7kg)	1668.00	1634.64	1567.92	CALL
WRK-4027	70" (177.8cm) (40 Space)	76.13" (193.4cm)	168 lbs (76.4kg)	1783.00	1747.34	1676.02	CALL
WRK-4427	77" (195.6cm) (44 Space)	83.13" (211.2cm)	176 lbs (80.0kg)	1840.00	1803.20	1729.60	CALL
WRK-4427LRD*	77" (195.6cm) (44 Space)	83.13" (211.2cm)	152 lbs (69.1kg)	1668.00	1634.64	1567.92	CALL

*Enclosure does not include rear door

32.5" (82.6cm) Outside Depth 30.75" (78.1cm) Gangable Security/Data Cabinet Enclosures without Side Panels

WRK-2432	42" (106.7cm) (24 Space)	48.13" (122.3cm)	138 lbs (62.7kg)	1571.00	1539.58	1476.74	CALL
WRK-3732	64.75" (164.5cm) (37 Space)	70.88" (180.0cm)	178 lbs (80.9kg)	1745.00	1710.10	1640.30	CALL
WRK-4032	70" (177.8cm) (40 Space)	76.13" (193.4cm)	184 lbs (83.6kg)	1821.00	1784.58	1711.74	CALL
WRK-4432	77" (195.6cm) (44 Space)	83.13" (211.2cm)	181 lbs (82.3kg)	1899.00	1861.02	1785.06	CALL
WRK-4432LRD*	77" (195.6cm) (44 Space)	83.13" (211.2cm)	161 lbs (73.2kg)	1725.00	1690.50	1621.50	CALL


*Enclosure does not include rear door

DRK Series 31.5" (80.0cm), 36" (91.4cm) and 42" (106.7cm) Networking Cabinet, Deep Enclosures with Vented Rear Door

DRK19-44-31	77" (195.6cm) (44 Space)	83.50" (212.1cm)	195 lbs (88.6kg)	2794.00	2738.12	2626.36	CALL
DRK19-44-31PRO	77" (195.6cm) (44 Space)	83.50" (212.1cm)	195 lbs (88.6kg)	2921.00	2862.58	2745.74	CALL
DRK19-44-36	77" (195.6cm) (44 Space)	83.50" (212.1cm)	220 lbs (100.0kg)	3125.00	3062.50	2937.50	CALL
DRK19-44-36PRO	77" (195.6cm) (44 Space)	83.50" (212.1cm)	220 lbs (100.0kg)	3253.00	3187.94	3057.82	CALL
DRK19-44-42	77" (195.6cm) (44 Space)	83.50" (212.1cm)	240 lbs (109.1kg)	3539.00	3468.22	3326.66	CALL
DRK19-44-42PRO	77" (195.6cm) (44 Space)	83.50" (212.1cm)	240 lbs (109.1kg)	3669.00	3595.62	3448.86	CALL

R4CN Series 19" (48.3cm) Relay and 4 Post Universal Rack Enclosures with Cage Nut Rackrails

R4CN-4524B	78.75" (200.0cm) (45 Space)	84.22" (213.9cm)	72 lbs (32.7kg)	981.00	961.38	922.14	CALL
R4CN-4530B	78.75" (200.0cm) (45 Space)	84.22" (213.9cm)	85 lbs (38.6kg)	1196.00	1172.08	1124.24	CALL
R4CN-4536B	78.75" (200.0cm) (45 Space)	84.22" (213.9cm)	78 lbs (35.5kg)	1104.44	1082.35	1038.17	CALL
R4CN-5124B	91" (231.1cm) (52 Space)	96.47" (245.0cm)	76 lbs (34.5kg)	1063.00	1041.74	999.22	CALL
R4CN-5130B	91" (231.1cm) (52 Space)	96.47" (245.0cm)	79 lbs (35.9kg)	1244.00	1219.12	1169.36	CALL
R4CN-5136B	91" (231.1cm) (52 Space)	96.47" (245.0cm)	82 lbs (37.3kg)	1350.00	1323.00	1269.00	CALL



Item #	Description	Shipping Weight	1-9	10-24	25-99	100+
--------	-------------	-----------------	-----	-------	-------	------

Top Plate Options - For WRKSA, WRK and DRK Series Enclosures

MW-10FT	10" (25.4cm) Fan Top (Excluding Fan)	11 lbs (5.0kg)	77.00	75.46	72.38	CALL
MW-10FT-FC	Integrated 10" (25.4cm) Fan Top, Includes 1 Fan and Proportional Speed Fan Control	15 lbs (6.8kg)	753.00	737.94	707.82	CALL
MW-10FT-550CFM	Integrated 10" (25.4cm) Fan Top, Includes 1 Fan, 550 Cfm	16 lbs (7.3kg)	483.60	473.93	454.58	CALL
MW-4FT	4.5" (11.4cm) Fan Top (Excluding Fans)	13 lbs (5.9kg)	77.00	75.46	72.38	CALL
MW-4FT-380CFM	Integrated 4.5" (11.4cm) Fan Top, Includes 4 Fans	18 lbs (8.2kg)	446.75	437.81	419.94	CALL
MW-4QFTFC	Integrated 4.5" (11.4cm) Fan Top, Includes 4 Quiet Fans	16 lbs (7.3kg)	898.00	880.04	844.12	CALL
MW-6FT	6" (15.2cm) Fan Top (Excluding Fans)	13 lbs (5.9kg)	77.00	75.46	72.38	CALL
MW-6FT-660CFM	Integrated 6" (15.2cm) Fan Top, Includes 3 Fans	14 lbs (6.4kg)	562.81	551.55	529.04	CALL
MW-LVT	64% Open Area Top	10 lbs (4.5kg)	114.00	111.72	107.16	CALL
MW-VT	Vented Top Plate	12 lbs (5.5kg)	77.00	75.46	72.38	CALL
MW-ST	Solid Top Plate	10 lbs (4.5kg)	77.00	75.46	72.38	CALL

Top Options Server Cabinet

ERK-4FT	4.5" (11.4cm) Fan Top (Excluding Fans)	6 lbs (2.7kg)	61.00	59.78	57.34	CALL
ERK-4FT-285CFM	Integrated 4.5" (11.4cm) Fan Top, Includes 3 Fans	11 lbs (5.0kg)	408.00	399.84	383.52	CALL
ERK-4QFT-FC	Integrated 4.5" (11.4cm) Fan Top, Includes 3 Quiet Fans	11 lbs (5.0kg)	736.00	721.28	691.84	CALL
ERK-6FT	6" (15.2cm) Fan Top (Excluding Fans)	6 lbs (2.7kg)	59.00	57.82	55.46	CALL
ERK-6FT-440CFM	Integrated 6" (15.2cm) Fan Top, Includes 2 Fans	9 lbs (4.1kg)	469.00	459.62	440.86	CALL
ERK-ST	Solid Top for any Wmwrk or Erk Series Rack	6 lbs (2.7kg)	61.00	59.78	57.34	CALL
ERK-VT	Vented Top for any Wmwrk or Erk Series Rack	6 lbs (2.7kg)	61.00	59.78	57.34	CALL

Solid Front Door Options - For WRKSA and WRK Series Enclosures

FD-24	Solid Front Door for 42" (106.7cm) Enclosures	23 lbs (10.5kg)	269.00	263.62	252.86	CALL
FD-37	Solid Front Door for 64.75" (164.5cm) Enclosures	44 lbs (20.0kg)	337.00	330.26	316.78	CALL
FD-40	Solid Front Door for 70" (177.8cm) Enclosures	46 lbs (20.9kg)	348.00	341.04	327.12	CALL
FD-44	Solid Front Door for 77" (195.6cm) Enclosures	52 lbs (23.6kg)	358.00	350.84	336.52	CALL

Plexi Front Door Options - For WRKSA and WRK Series Enclosures

PFD-24	Plexi Front Door for 42" (106.7cm) Enclosures	19 lbs (8.6kg)	468.00	458.64	439.92	CALL
PFD-37	Plexi Front Door for 64.75" (164.5cm) Enclosures	50 lbs (22.7kg)	711.00	696.78	668.34	CALL
PFD-40	Plexi Front Door for 70" (177.8cm) Enclosures	52 lbs (23.6kg)	755.00	739.90	709.70	CALL
PFD-44	Plexi Front Door for 77" (195.6cm) Enclosures	58 lbs (26.4kg)	808.00	791.84	759.52	CALL

Vented Front Door Options - For WRKSA and WRK Series Enclosures

VFD-24	Vented Front Door for 42" (106.7cm) Enclosures	20 lbs (9.1kg)	376.00	368.48	353.44	CALL
VFD-37	Vented Front Door for 64.75" (164.5cm) Enclosures	38 lbs (17.3kg)	465.00	455.70	437.10	CALL
VFD-40	Vented Front Door for 70" (177.8cm) Enclosures	44 lbs (20.0kg)	494.00	484.12	464.36	CALL
VFD-44	Vented Front Door for 77" (195.6cm) Enclosures	48 lbs (21.8kg)	538.00	527.24	505.72	CALL

Vented Plexi Front Door Options - For WRKSA and WRK Series Enclosures

PVFD-44	Vented Plexi Front Door for 77" (195.6cm) Enclosures	50 lbs (22.7kg)	892.58	874.73	839.03	CALL
---------	--	-----------------	--------	--------	--------	------

Caster Base Options - For WRKSA and WRK Series Enclosures

CBS-WRK-27	Caster Base for 27" (68.6cm) Depth Enclosures, 1300 lbs (590.9kg) Capacity	24 lbs (10.9kg)	257.00	251.86	241.58	CALL
CBS-WRK-32	Caster Base for 32" (81.3cm) Depth Enclosures, 1300 lbs (590.9kg) Capacity	27 lbs (12.3kg)	288.00	282.24	270.72	CALL

Rack Rail Options - For WRKSA and WRK Series Enclosures

WRK-RR24	Rail Kit, 10-32 Threads, 24U WRK Series Enclosures	12 lbs (5.5kg)	149.00	146.02	140.06	CALL
WRK-RR37	Rail Kit, 10-32 Threads, 37U WRK Series Enclosures	15 lbs (6.8kg)	164.00	160.72	154.16	CALL
WRK-RR40	Rail Kit, 10-32 Threads, 40U WRK Series Enclosures	17.3 lbs (7.9kg)	176.00	172.48	165.44	CALL



Item #	Description	Spaces	Height	Shipping Weight	1-9	10-24	25-99	100+
--------	-------------	--------	--------	-----------------	-----	-------	-------	------

19" (48.3cm) Relay/Frame Racks - Rugged Telecom Equipment and Patch Panel Mounting

For the highest quality rack system choose the Middle Atlantic 19" (48.3cm) Relay Rack. Constructed with 11-gauge 10-32 threaded steel side channels, this rack can handle up to 400 lbs (181.8kg) of equipment and cabling. Incorporating a self-squaring, self-leveling design greatly reduces assembly time. Unique gusseted base means no shimming on uneven floors.

DCR38	19" (48.3cm) Relay Rack Kit	38	72.00" (182.9cm)	36 lbs (16.3kg)	362.00	354.76	340.28	CALL
DCR45	19" (48.3cm) Relay Rack Kit	45	84.00" (213.4cm)	38 lbs (17.2kg)	385.00	377.30	361.90	CALL

2 Post Relay Rack

RLA19-1245B	Aluminum Open Frame Rack	45	78.75" (200cm)	39 (17.7kg)	257.92	252.76	242.44	CALL
RLA-CC	Cable Management Duct For Rla Series Open Frame Racks	45	77.00" (195.6cm)	20 (9.1kg)	399.00	391.02	375.06	CALL

19" (48.3cm) Wall Mount Pivoting Rack Cabinets with Security Door

The DWR series wall mount pivoting rack cabinets allow users an ideal method for securing equipment in a compact, lockable wall cabinet. The Wall Mount Pivoting Rack Cabinets feature fully welded construction with heavy-duty hinges for supporting heavy electronics. With abundant cable lacing points, cable pathways and proper cable bend radius can be maintained throughout the cabinet. Cabinet is shipped fully assembled with a plexiglass front door.

DWR-1017PD	19" (48.3cm) Wall Mount Pivoting Rack Cabinet	10	17.50" (44.5cm)	86 lbs (39.1kg)	887.00	869.26	833.78	CALL
DWR-1617PD	19" (48.3cm) Wall Mount Pivoting Rack Cabinet	16	28.00" (71.1cm)	110 lbs (50.0kg)	1093.00	1071.14	1027.42	CALL
DWR-2417PD	19" (48.3cm) Wall Mount Pivoting Rack Cabinet	24	42.00" (106.7cm)	138 lbs (62.7kg)	1390.00	1362.20	1306.60	CALL

19" (48.3cm) Wall Mount Rack Cabinet

The SBX series wall mount rack cabinet features standard 18-gauge all steel construction and a removable backpan for simpler wall mounting. The backpan and cabinet top/bottom have laser cut electrical knockouts for easier cable installation. A locking front door secures valuable equipment inside and swings a full 180 degrees on a heavy-duty hinge allowing easy access to equipment.

SBX-10	19" (48.3cm) Wall Mount Rack Cabinet	10	17.50" (44.5cm)	50 lbs (22.7kg)	592.00	580.16	556.48	CALL
--------	--------------------------------------	----	-----------------	-----------------	--------	--------	--------	------

19" (48.3cm) Low Profile Wall Mounted Rack Enclosures

The low profile wall mounted rack enclosures offer a secure housing for rackmountable equipment up to 23" (58.4cm) in depth. The top cover is keyed separately from the hinged door providing user access to equipment controls while restricting access to rear connections within the enclosure. Enclosures are available in 4-8U rack heights and support up to 150lbs (68.2kg).

WRS-4	19" (48.3cm) Low Profile Wall Mounted Rack Enclosure	4	7.00" (17.8cm)	50 lbs (22.7kg)	649.00	636.02	610.06	CALL
WRS-6	19" (48.3cm) Low Profile Wall Mounted Rack Enclosure	6	10.50" (26.7cm)	60 lbs (27.3kg)	674.00	660.52	633.56	CALL
WRS-8	19" (48.3cm) Low Profile Wall Mounted Rack Enclosure	8	14.00" (35.6cm)	65 lbs (29.5kg)	759.00	743.82	713.46	CALL

Wall Mountable 19" (48.3cm) Relay Racks - Great for Telecom Equipment

These wall mountable relay racks are especially useful when a stand up 19" (48.3cm) rack can't be used due to floor space limitations. Units come in 12" (30.5cm) or 18" (45.7cm) depths and various rack heights. Rugged steel construction and black powder coat finish. Rack screws included.

WM812	12" (30.5cm) Deep Wall Mount Rack	8	14.00" (35.6cm)	18 lbs (8.2kg)	232.00	227.36	218.08	CALL
WM1512	12" (30.5cm) Deep Wall Mount Rack	15	26.25" (66.7cm)	19 lbs (8.6kg)	238.00	233.24	223.72	CALL
WM3012	12" (30.5cm) Deep Wall Mount Rack	30	52.50" (133.4cm)	28 lbs (12.7kg)	279.00	273.42	262.26	CALL
WM818	18" (45.7cm) Deep Wall Mount Rack	8	14.00" (35.6cm)	23 lbs (10.5kg)	266.00	260.68	250.04	CALL
WM1518	18" (45.7cm) Deep Wall Mount Rack	15	26.25" (66.7cm)	23 lbs (10.5kg)	291.00	285.18	273.54	CALL
WM3018	18" (45.7cm) Deep Wall Mount Rack	30	52.50" (133.4cm)	28 lbs (12.7kg)	322.00	315.56	302.68	CALL

19" (48.3cm) Swing Frame Wall Racks - Sturdy, Effective Wall or Corner Mounting Device

These swing gate wall racks are available in two heights with 12" (30.5cm) and 18" (45.7cm) depths. Rails are 10-32 thread with standard EIA hole spacing. Nominal 150 lb (68.2kg) capacity. They have convenient tie points and velcro loops for maximum internal cable management. EIA, TIA, RETMA compliant.

SFR-20-12	Swing Frame Rack, 12" (30.5cm) Deep	20	35.00" (88.9cm)	38 lbs (17.3kg)	375.00	367.50	352.50	CALL
SFR-12-18	Swing Frame Rack, 18" (45.7cm) Deep	12	21.00" (53.3cm)	38 lbs (17.3kg)	317.00	310.66	297.98	CALL
SFR-20-18	Swing Frame Rack, 18" (45.7cm) Deep	20	35.00" (88.9cm)	46 lbs (20.9kg)	404.00	395.92	379.76	CALL
SFR-25-18	Swing Frame Rack, 18" (45.7cm) Deep	25	44.00" (111.8cm)	30 lbs (13.6kg)	457.00	447.86	429.58	CALL
SFR-12-24	Swing Frame Rack, 24" (61.0cm) Deep	12	21.00" (53.3cm)	44 lbs (20.0kg)	364.00	356.72	342.16	CALL
SFR-20-24	Swing Frame Rack, 24" (61.0cm) Deep	20	35.00" (88.9cm)	43 lbs (19.5kg)	471.00	461.58	442.74	CALL
SFR-25-24	Swing Frame Rack, 24" (61.0cm) Deep	25	44.00" (111.8cm)	51 lbs (23.2kg)	531.00	520.38	499.14	CALL

19" (48.3cm) Pivoting Panel Mount Cabinets - Handy Wall Mounting Allows Rear Access

Conserve valuable floor space with these pivoting panel mount cabinets. The pivoting feature allows punching down while fully open. Rails are tapped 10-32 with standard EIA hole spacing. Available in four basic heights and 6" (15.2cm) or 12" (30.5cm) depth. Other features include: numerous cable tie points and velcro cable loops. Made of .060" (0.2cm) steel and .125" (0.3cm) thick tapped rails.

DPPM2	6" (15.2cm) Pivoting Panel Wall Mount Cabinet	2	3.50" (8.9cm)	8 lbs (3.6kg)	119.00	116.62	111.86	CALL
DPPM4	6" (15.2cm) Pivoting Panel Wall Mount Cabinet	4	7.00" (17.8cm)	10 lbs (4.5kg)	137.00	134.26	128.78	CALL
DPPM6	6" (15.2cm) Pivoting Panel Wall Mount Cabinet	6	10.50" (26.7cm)	12 lbs (5.5kg)	147.00	144.06	138.18	CALL
DPPM6-12	12" (30.5cm) Pivoting Panel Wall Mount Cabinet	6	10.50" (26.7cm)	19 lbs (8.6kg)	243.00	238.14	228.42	CALL
DPPM8-12	12" (30.5cm) Pivoting Panel Wall Mount Cabinet	8	14.00" (35.6cm)	21 lbs (9.5kg)	262.00	256.76	246.28	CALL



Item #	Description	Spaces	Height	Shipping Weight	1-9	10-24	25-99	100+
--------	-------------	--------	--------	-----------------	-----	-------	-------	------

19" (48.3cm) Steel Lockboxes - 9" (22.9cm) Depth Allows Rack Mountable Security

Safely secure gear in the LBX series of lockboxes. 3 and 4 rack space models are available, both are 9" (22.9cm) deep. Black powder coat finish.

LBX-3	19" (48.3cm) Rack Mountable Lockbox	3	5.25 in (13.3cm)	11 lbs (5.0kg)	136.00	133.28	127.84	CALL
LBX-4	19" (48.3cm) Rack Mountable Lockbox	4	7.00 in (17.8cm)	12 lbs (5.5kg)	148.00	145.04	139.12	CALL

19" (48.3cm) Steel Utility Drawer in 2, 3 and 4 Rack Space Heights

These steel utility drawers are available in two, three and four rack space heights for storing equipment and supplies. Full extension ball bearing slides smoothly extending to a full 14" (35.6cm). Inside dimensions 15.88" x 14.5" (40.3cm x 36.8cm). Knockouts in rear allow cable pass through. Black powder coat finish.

UD-2	19" (48.3cm) Rack Mountable Utility Drawer	2	3.50 in (8.9cm)	16 lbs (7.3kg)	181.00	177.38	170.14	CALL
UD-3	19" (48.3cm) Rack Mountable Utility Drawer	3	5.25 in (13.3cm)	19 lbs (8.6kg)	193.00	189.14	181.42	CALL
UD-4	19" (48.3cm) Rack Mountable Utility Drawer	4	7.00 in (17.8cm)	22 lbs (9.5kg)	223.00	218.54	209.62	CALL

3.5" (8.9cm) and 5.25" (13.3cm) High (2 and 3 Rack Spaces) Heavy Duty Shelves for 19" (48.3cm) Racks

Two heavy duty shelves are available for 19" (48.3cm) rack panels. Cantilever shelf is 17" (43.2cm) deep and occupies three rack spaces vertically. The center weight shelf is 18" (45.7cm) deep in total and occupies two rack spaces vertically. Both shelves have vented bottoms. Color is matte black.

U317	19" (48.3cm) Rack Mountable Heavy Duty Cantilever Shelf, 17" (43.2cm) Dp	3	5.25 in (13.3cm)	10 lbs (4.5kg)	103.00	100.94	96.82	CALL
U2MS	19" (48.3cm) Rack Mountable Heavy Duty Center Weight Shelf, 18" (45.7cm) Dp	2	3.50 in (8.9cm)	9 lbs (4.1kg)	110.00	107.80	103.40	CALL

19" (48.3cm) Rackmount Slide-Away Computer Keyboard System

The rackmount computer keyboard system occupies only 1.75" (1 space) and features a high quality keyboard with built in trackball. A built in cable support arm provides secure cable management.

RM-KB	19" (48.3cm) Rackmount Computer Keyboard with Trackball	1	1.75 in (4.4cm)	16 lbs (7.3kg)	716.00	701.68	673.04	CALL
-------	---	---	-----------------	----------------	--------	--------	--------	------

19" (48.3cm) Rackmount Sliding Shelves

The rackmount shelves slide out giving easy access to equipment. A telescopic rear support offers flexibility in rack mounting depths. Each shelf requires a minimum rack depth of 14.75" (37.5cm).

SSL	19" (48.3cm) Sliding Shelf, 14" x 16.75" (35.6cm x 42.5cm) Work Surface, 35 lb (15.9kg) Capacity	1	1.75 in (4.4cm)	11 lbs (5kg)	145.00	142.10	136.30	CALL
SS	19" (48.3cm) Sliding Shelf, 14.75" x 17.5" (37.5cm x 44.5cm) Work Surface, 50 lb (22.7kg) Capacity	1+	2.40 in (6.1cm)	15 lbs (6.8kg)	215.00	210.70	202.10	CALL


High Capacity Stationary Shelf, 4 Point Mount

VSA-1626	Adjustable Heavy Duty Vented Rackshelf, 16"-26" Usable Shelf Area	<1	1.50 in (3.8cm)	12 lbs (5.5kg)	178.00	174.44	167.32	CALL
VSA-2744	Adjustable Heavy Duty Vented Rackshelf, 27"-44" Usable Shelf Area	<1	1.50 in (3.8cm)	19 lbs (8.6kg)	218.00	213.64	204.92	CALL

19" (48.3cm) Rack Filler Panels

A variety of 19" (48.3cm) rack filler panels allow installers to give a custom look to their rack installation while allowing proper thermal venting.

PR175BLK	1.75" (4.4cm) Blank Filler Panel, Solid Steel	1	1.75 in (4.4cm)	1 lb (0.5kg)	28.00	26.88	25.76	CALL
PR35BLK	3.50" (8.9cm) Blank Filler Panel, Solid Steel	2	3.50 in (8.9cm)	2 lbs (0.9kg)	30.20	28.99	27.78	CALL
PR175-EVTBLK	1.75" (4.4cm) Blank Filler Panel, Vertical Vented Steel	1	1.75 in (4.4cm)	.5 lbs (.2kg)	15.00	14.70	14.10	CALL
PR35-EVTBLK	3.50" (8.9cm) Blank Filler Panel, Vertical Vented Steel	2	3.50 in (8.9cm)	1 lb (0.5kg)	19.00	18.62	17.86	CALL
PR175-VTPBLK	1.75" (4.4cm) Blank Filler Panel, Horizontal Vented Steel	1	1.75 in (4.4cm)	.5 lbs (.2kg)	37.00	36.26	34.78	CALL
PR35-VTPBLK	3.50" (8.9cm) Blank Filler Panel, Horizontal Vented Steel	2	3.50 in (8.9cm)	1 lb (0.5kg)	40.00	39.20	37.60	CALL
FILTER	5.25" x 19" (13.3cm x 48.3cm) Rack Filter	3	5.25 in (13.3cm)	1 lb (0.5kg)	56.00	54.88	52.64	CALL
QTFP-2	5.25" x 19" (13.3cm x 48.3cm) Panel with Dual 4.5" (11.4cm) Fans	3	5.25 in (13.3cm)	5 lbs (2.3kg)	193.00	189.14	181.42	CALL



Item #	Description	Spaces	Height	Shipping Weight	1-9	10-24	25-99	100+
--------	-------------	--------	--------	-----------------	-----	-------	-------	------

Rackmount Cable Managers with D-Rings

HCM-1	19" (48.3cm) Rack Mountable Horizontal Cable Manager	1	1.75" (4.4cm)	1 lb (0.5kg)	42.00	41.16	39.48	CALL
HCM-1D	19" (48.3cm) D-Ring Horizontal Cable Manager	1	1.75" (4.4cm)	2 lbs (0.9kg)	51.00	49.98	47.94	CALL
HCM-1DR	19" (48.3cm) Rackmount Cable Manager	1	1.75" (4.4cm)	3.5 lbs (1.6kg)	63.00	61.74	59.22	CALL
HCM-1DV	19" (48.3cm) Rackmount Cable Manager with End Rings	1	1.75" (4.4cm)	2 lbs (0.9kg)	54.00	52.92	50.76	CALL
HCM-1V	19" (48.3cm) Rackmount Cable Manager with End Rings	1	1.75" (4.4cm)	2 lbs (0.9kg)	54.00	52.92	50.76	CALL
HCM-2D	19" (48.3cm) D-Ring Horizontal Cable Manager	2	3.50" (8.9cm)	2.35 lbs (1.1kg)	54.00	52.92	50.76	CALL
HCM-2DR	19" (48.3cm) Rackmount Cable Manager	2	3.50" (8.9cm)	6 lbs (2.7kg)	69.00	67.62	64.86	CALL
HCM-2DV	19" (48.3cm) Rackmount Cable Manager with End Rings	2	3.50" (8.9cm)	3 lbs (1.4kg)	59.00	57.82	55.46	CALL
PHCM-1-2	Plastic Finger Horizontal Cable Manager	1	1.75" (4.4cm)	1 lb (0.5kg)	40.00	39.20	37.60	CALL
PHCM-1-2-P4	Plastic Finger Horizontal Cable Manager - 4 Pack	1	1.75" (4.4cm)	4 lbs (1.8kg)	146.00	143.08	137.24	CALL
PHCM-1-4	Plastic Finger Horizontal Cable Manager	1	1.75" (4.4cm)	1.2 lbs (0.5kg)	43.00	42.14	40.42	CALL
PHCM-1-4-P4	Plastic Finger Horizontal Cable Manager - 4 Pack	1	1.75" (4.4cm)	4.8 lbs (2.2kg)	161.00	157.78	151.34	CALL
PHCM-2-3	Plastic Finger Horizontal Cable Manager	2	3.50" (8.9cm)	1.5 lbs (0.7kg)	48.00	47.04	45.12	CALL
PHCM-2-3-P4	Plastic Finger Horizontal Cable Manager - 4 Pack	2	3.50" (8.9cm)	6 lbs (2.7kg)	183.00	179.34	172.02	CALL

Rackmount Cable Lacing Bars

Horizontal Cable Lacing Bars provide users with a simple method for managing cables horizontally on a rack. All lacing bars are sold in packages of ten.

LBP-1R	19" (48.3cm) Rackmount Lacing Bar Round, Pkg/10			2.65 lbs (1.2kg)	77.00	75.46	72.38	CALL
LBP-1S	19" (48.3cm) Rackmount Lacing Bar Rectangular, Pkg/10			2.2 lbs (1.0kg)	77.00	75.46	72.38	CALL
LBP-1R4	19" (48.3cm) Rackmount Lacing Bar Round with 4" (10.2cm) Offset, Pkg/10			3 lbs (1.4kg)	121.00	118.58	113.74	CALL
LBP-1A	19" (48.3cm) Rackmount Lacing Bar 'L' Shaped with Cable Tie Slots, Pkg/10			2.35 lbs (1.1kg)	49.00	48.02	46.06	CALL
LBP-6A	19" (48.3cm) Rackmount Lacing Bar 'L' Shaped with Cable Tie Slots, Pkg/10			4.10 lbs (1.9kg)	107.00	104.86	100.58	CALL
LBP-1.5	Rackmount Lacing Bar Round with 1.5" (3.8cm) Offset, Pkg/10			2.75 lbs (1.3kg)	110.00	107.80	103.40	CALL
LBP-2A	Rackmount Lacing Bar 'L' Shaped with 2" (5.1cm) Offset, Pkg/10			3 lbs (1.4kg)	85.00	83.30	79.90	CALL
LBP-4A	Rackmount Lacing Bar 'L' Shaped with 4" (10.2cm) Offset, Pkg/10			5 lbs (2.3kg)	95.00	93.10	89.30	CALL

Hinged Covered Cable Managers

These panels are made from the highest quality materials to provide a strong yet attractive method for keeping cables organized and properly routed through a rack. Each panel features front mounted D-rings to support cables. All panels feature a durable black powder coat finish.

HHCM-1	Hinged Horizontal Cable Manager	1	1.75" (4.4cm)	2 lbs (0.9kg)	58.96	57.78	55.42	CALL
HHCM-2	Hinged Horizontal Cable Manager	2	3.50" (8.9cm)	3.5 lbs (1.6kg)	66.33	65.00	62.35	CALL

19" (48.3cm) Rack Accessories - 10-32 and 12-24 Mounting Screws

HP24	12-24 Mounting Screws and Nylon Washer, Pkg/100			1 lb (0.5kg)	37.00	36.26	34.78	CALL
HP24-500	12-24 Mounting Screws and Nylon Washer, Pkg/500			4.5 lb (2.0kg)	177.00	173.46	166.38	CALL
HP32	10-32 Mounting Screws and Nylon Washer, Pkg/100			1 lb (0.5kg)	32.00	31.36	30.08	CALL
HP32-500	10-32 Mounting Screws and Nylon Washer, Pkg/500			4 lbs (1.8kg)	150.00	147.00	141.00	CALL

Rackmount Seismic Floor Anchors

WRK-Z4	Seismic Floor Anchor for the WRK Series				62.00	60.76	58.28	CALL
MRK-Z4	Seismic Floor Anchor for the MRK, WMRK and DRK Series				62.00	60.76	58.28	CALL
WMRK-Z4	Seismic Floor Anchor for the WMRK Series				63.00	61.74	59.22	CALL

Cable Ladders and Accessories

The CL Series are fully welded heavy-duty cable ladders and accessories. Ladder sections are individually boxed with handles for ease of transport. Compatible with most popular brands and accessories of cable ladders. These cable ladders work on both new and existing installations. They are highly scratch resistant with a durable black powder coat.

Item #	Description	1-9	10-24	25-99	100+
--------	-------------	-----	-------	-------	------

12" (30.5cm) Wide Cable Ladders

CLB-6	6 foot (1.83m) Long Straight Ladder Section, Black	93.96	92.08	88.32	CALL
CLB-10	10 foot (3.05m) Long Straight Ladder Section, Black	151.99	148.95	142.87	CALL
CLB-90HB	90° Horizontal Bend, Black	166.73	163.40	156.73	CALL
CLB-VI90	90° Vertical Inside Bend, Black	138.17	135.41	129.88	CALL
CLB-VO90	90° Vertical Outside Bend, Black	138.17	135.41	129.88	CALL

12" (30.5cm) Wide Bulk Pack Cable Ladders

CLB-6-12	6 foot (1.83m) Long Straight Ladder Section, Black, 12 Pack	1080.49	1058.88	1015.66	CALL
CLB-10-12	10 foot (3.05m) Long Straight Ladder Section, Black, 12 Pack	1728.96	1694.38	1625.22	CALL
CLB-90HB-4	90° Horizontal Bend, Black, 4 Pack	621.55	609.12	584.26	CALL
CLB-VI90-4	90° Vertical Inside Bend, Black, 4 Pack	513.47	503.20	482.66	CALL
CLB-VO90-4	90° Vertical Outside Bend, Black, 4 Pack	513.47	503.20	482.66	CALL

18" (45.7cm) Wide Cable Ladders

CLB-6-W18	6 foot (1.83m) Long Straight Ladder Section, Black	133.57	130.90	125.56	CALL
CLB-10-W18	10 foot (3.05m) Long Straight Ladder Section, Black	181.47	177.84	170.58	CALL
CLB-90HB-W18	90° Horizontal Bend, Black	198.05	194.09	186.17	CALL
CLB-VI90-W18	90° Vertical Inside Bend, Black	174.10	170.62	163.65	CALL
CLB-VO90-W18	90° Vertical Outside Bend, Black	174.10	170.62	163.65	CALL

24" (61cm) Wide Cable Ladders

CLB-6-W24	6 foot (1.83m) Long Straight Ladder Section, Black	156.60	153.47	147.20	CALL
CLB-10-W24	10 foot (3.05m) Long Straight Ladder Section, Black	203.57	199.50	191.36	CALL
CLB-90HB-W24	90° Horizontal Bend, Black	205.42	201.31	193.09	CALL
CLB-VI90-W24	90° Vertical Inside Bend, Black	186.07	182.35	174.91	CALL
CLB-VO90-W24	90° Vertical Outside Bend, Black	186.07	182.35	174.91	CALL

12 Inch (30.5cm) Wall Ceiling Mounts (also available in Bulk Packs)

CLB-CSB	Center Support Bracket	43.30	42.43	40.70	CALL
CLB-TSB	Triangle Wall Support Bracket	58.96	57.78	55.42	CALL
CLH-WRS	Ladder Wall Support Angle	39.61	38.82	37.23	CALL
CLH-58CHK	.625 inch (1.6cm) Slotted Ceiling Kit, Fits All Widths	29.48	28.89	27.71	CALL
CLH-5-8ROD-12-4	12 inch (30.5cm) Long Section .625 inch (1.6cm) Threaded Rod, 4 pieces	34.09	33.41	32.04	CALL
CLH-5-8ROD-6	6 inch (15.2cm) Long Section .625 inch (1.6cm) Threaded Rod, 1 piece	52.51	51.46	49.36	CALL
CLH-RES	Ladder End Support Hardware, Fits All Widths	39.61	38.82	37.23	CALL
CLH-RWC	Ladder Wall Clamp, Fits all Widths	26.72	26.19	25.12	CALL

18" (45.7cm) Wall Ceiling Mounts

CLB-CSB-W18	Center Support Bracket	93.04	91.18	87.46	CALL
CLB-TSB-W18	Triangle Wall Support Bracket	80.14	78.54	75.33	CALL
CLH-WRS-W18-W24	Ladder Wall Support Angle	53.43	52.36	50.22	CALL

24" (61cm) Wall Ceiling Mounts

CLB-CSB-W24	Center Support Bracket	123.44	120.97	116.03	CALL
CLB-TSB-W24	Triangle Wall Support Bracket	98.57	96.60	92.66	CALL
CLH-WRS-W18-W24	Ladder Wall Support Angle	53.43	52.36	50.22	CALL



Item #	Description	1-9	10-24	25-99	100+
--------	-------------	-----	-------	-------	------

19 Inch Racks, Cabinets and Accessories

L-com offers a multitude of relay racks, enclosures, shelves, drawers, and cable management products from well known manufacturers such as Middle Atlantic. This broad line of products includes all the components you need to outfit an IT closet.

RP00001	L-com Vertical 19" Wall Mount Rack 1U	27.98	26.86	25.74	CALL
RP00002-2	L-com Vertical 19" Wall Mount Rack 2U	49.98	47.98	45.98	CALL
RP00002-3	L-com Vertical 19" Wall Mount Rack 3U	51.98	49.90	47.82	CALL
RP00002-4	L-com Vertical 19" Wall Mount Rack 4U	56.98	54.70	52.42	CALL
RP00003-1	L-com Hinged 19" Wall Mount Rack - 6" Depth - 1U	12.98	12.46	11.94	CALL
RP00003-2	L-com Hinged 19" Wall Mount Rack - 6" Depth - 2U	18.98	18.22	17.46	CALL
RP00003-3	L-com Hinged 19" Wall Mount Rack - 6" Depth - 3U	29.98	28.78	27.58	CALL
RP00003-4	L-com Hinged 19" Wall Mount Rack - 6" Depth - 4U	39.98	38.38	36.78	CALL
RP00003-6	L-com Hinged 19" Wall Mount Rack - 6" Depth - 6U	55.98	53.74	51.50	CALL
RP00004-2	L-com Heavy Duty 19" Rack Mount Drawers 2U	43.98	42.22	40.46	CALL
RP00004-4	L-com Heavy Duty 19" Rack Mount Drawers 3U	63.98	61.42	58.86	CALL
RP00005-2	L-com 2 Post Aluminum 19" Open Frame Rack - Black - 45U	187.98	180.46	172.94	CALL
RP00006-10	L-com 90° Round Bend Lacing bar 1.5" Offset- 10 Pack	48.98	47.02	45.06	CALL
RP00007-10	L-com 1/4" Round Rob Lacing bar 1.5" Offset- 10 Pack	55.98	53.74	51.50	CALL
RP00008	L-com 1/4" Round Rob Steel Lacing Bar 10 Pack	42.98	41.26	39.54	CALL
RP00009-1	L-com 19" L-shaped Steel Lacing Bar - 10 Pack	25.98	24.94	23.90	CALL
RP00009-2	L-com 19" L-shaped Steel Lacing Bar 2" Offset - 10 Pack	35.98	34.54	33.10	CALL
RP00009-4	L-com 19" L-shaped Steel Lacing Bar 4" Offset - 10 Pack	48.98	47.02	45.06	CALL
RP00009-6	L-com 19" L-shaped Steel Lacing Bar 6" Offset - 10 Pack	55.98	53.74	51.50	CALL
RP00010-1	L-com 19" Cable Management Panel with 5 Metal D-Rings 1U	9.98	9.58	9.18	CALL
RP00010-2	L-com 19" Cable Management Panel with 5 Metal D-Rings 2U	14.98	14.38	13.78	CALL
RP00011-1	L-com 19" Cable Management Panel with Brush 1U	21.98	21.10	20.22	CALL
RP00011-2	L-com 19" Rackmount Plastic Cable Management 1U	23.98	23.02	22.06	CALL
RP00011-3	L-com 19" Rackmount Plastic Cable Management 2U	27.98	26.86	25.74	CALL
RP00012	L-com Vented 19" Rackmount Double Side Shelf - 18" Depth - 2U	41.98	40.30	38.62	CALL
RP00013-2	L-com Vented 19" Rackmount Shelf - 15" Depth - 2U	32.98	31.66	30.34	CALL
RP00013-3	L-com Vented 19" Rackmount Shelf - 15" Depth - 3U	49.98	47.98	45.98	CALL
RP00014-1	L-com 19" Rackmount Shelf - 10.5" Depth - 1U	24.98	23.98	22.98	CALL
RP00014-2	L-com 19" Rackmount Shelf - 15" Depth - 2U	29.98	28.78	27.58	CALL
RP00014-3	L-com 19" Rackmount Shelf - 15" Depth - 3U	42.98	41.26	39.54	CALL
RP00015-1	L-com 19" Rackmount Front Cable Manager with D-Rings and Brush Grommet - 1U	19.98	19.18	18.38	CALL
RP00015-8	L-com Open Frame 19" Wall Mount Rack - 12" Depth - 8U	84.98	81.58	78.18	CALL
RP00015-16	L-com Open Frame 19" Wall Mount Rack - 12" Depth - 16U	110.98	106.54	102.10	CALL
RP00015-20	L-com Open Frame 19" Wall Mount Rack - 12" Depth - 20U	147.98	142.06	136.14	CALL
RP00016-8	L-com Open Frame 19" Wall Mount Rack - 18" Depth - 8U	82.98	79.66	76.34	CALL
RP00016-16	L-com Open Frame 19" Wall Mount Rack - 18" Depth - 16U	102.98	98.86	94.74	CALL
RP00016-20	L-com Open Frame 19" Wall Mount Rack - 18" Depth - 20U	153.98	147.82	141.66	CALL
RP00017	L-com DVR LockBox Horizontal Wall Mount Brackets for RP00026	56.98	54.70	52.42	CALL
RP00018	L-com Vertical Cable Manager - 45U	148.98	143.02	137.06	CALL
RP00019	L-com DVR LockBox Vertical Wall Mount Brackets for RP00026	56.98	54.70	52.42	CALL
RP00020-1	L-com 19" Rackmount Adjustable Sliding Shelf - 26" Depth - 1U	103.98	99.82	95.66	CALL
RP00020-2	L-com 19" Rackmount Sliding Keyboard Mouse Shelf - 2U	117.98	113.26	108.54	CALL
RP00021-1	L-com 19" Rackmount Steel Blank Panel - 1U	27.98	26.86	25.74	CALL
RP00021-2	L-com 19" Rackmount Steel Blank Panel - 2U	29.98	28.78	27.58	CALL
RP00021-3	L-com 19" Rackmount Steel Blank Panel - 3U	30.98	29.74	28.50	CALL
RP00021-4	L-com 19" Rackmount Steel Blank Panel - 4U	31.98	30.70	29.42	CALL
RP00021-5	L-com 19" Rackmount Steel Blank Panel - 5U	32.98	31.66	30.34	CALL
RP00021-6	L-com 19" Rackmount Steel Blank Panel - 6U	33.98	32.62	31.26	CALL
RP00022-1	L-com 19" Rackmount Vented Steel Panel - 1U	34.98	33.58	32.18	CALL
RP00022-2	L-com 19" Rackmount Vented Steel Panel - 2U	35.98	34.54	33.10	CALL
RP00022-3	L-com 19" Rackmount Vented Steel Panel - 3U	36.98	35.50	34.02	CALL
RP00022-4	L-com 19" Rackmount Vented Steel Panel - 4U	37.98	36.46	34.94	CALL
RP00023	L-com 19" Rackmount Power Supply 12 Outlets 15A - Basic Surge - 6 Ft. Cord	70.98	68.14	65.30	CALL
RP00025-6	L-com Fixed Wall Mount 19" Cabinet - 23" Depth - 6 RU - Flat Box	209.98	201.58	193.18	CALL
RP00025-9	L-com Fixed Wall Mount 19" Cabinet - 23" Depth - 9U - Flat Box	246.98	237.10	227.22	CALL
RP00025-15	L-com Fixed Wall Mount 19" Cabinet - 23" Depth - 15U - Flat Box	295.98	284.14	272.30	CALL
RP00026	L-com 18x18x5 DVR LockBox	155.98	149.74	143.50	CALL





FSP-1DIN

FSP-2DIN



FSP-3DIN

FSP-4DIN




PR175-FSP-3



PR35-FSP-6




PR525-FSP-12



- PR-CMB Includes:**
- One 19" (48.3cm) perforated crossbar
 - (18) 4-40 flathead screws
 - Six perforated Management Brackets


Fiber Sub-Panels



FSP-BNK

FSP-SC-BR
FSP-SC-CR

FSP-SCD6-BR
FSP-SCD6-CR



FSP-05D-BNK

FSP-LCK-TRQ

FSP-LCK-MAG



FSP-FASTENERS
Pkg/50

Item #	Description	List Price
Single, Two, Three or Four Panel DIN Rail Termination Enclosure - For Easy Cable Mounting at the Workplace		
Use this simple enclosure for terminating fiber cabling within industrial workplaces or anywhere that needs a small cable drop. The unit mounts to 35mm DIN Rail allowing cable entry from the top. The DIN connector is also removable for mounting to walls, etc. FSP Series Sub-Panels mount to the front of the enclosure for quick and easy cable termination. Built from .060" (16 ga) Cold Rolled Steel. Color: black.		
FSP-1DIN	DIN Rail/Wall Mount Termination Enclosure for 1 FSP Series Sub-Panel	81.28
FSP-2DIN	DIN Rail/Wall Mount Termination Enclosure for 2 FSP Series Sub-Panels	112.54
FSP-3DIN	DIN Rail/Wall Mount Termination Enclosure for 3 FSP Series Sub-Panels	130.23
FSP-4DIN	DIN Rail/Wall Mount Termination Enclosure for 4 FSP Series Sub-Panels	140.65


19" (48.3cm) Rack Panels Accept 3, 6 or 12 FSP Series Sub-Panels

This series of 19" (48.3cm) rack panels accepts any of our FSP Series Sub-Panels. They snap into place using push button rivets which allow for easy installation or removal of the sub-panels. Built from .060" (0.2cm) (16 ga) cold rolled steel, these panels are rugged and economically priced. Rear cable management option is available as an accessory. Color: black.


PR175-FSP-3	1.75" (1U) (4.4cm) Rack Panel for 3 FSP Series Sub-Panels	34.37
PR35-FSP-6	3.50" (2U) (8.9cm) Rack Panel for 6 FSP Series Sub-Panels	41.66
PR525-FSP-12	5.25" (3U) (13.3cm) Rack Panel for 12 FSP Series Sub-Panels	48.96
PR-CMB	Cable Management Bracket Kit for 19" (48.3cm) Panels (One 19" Crossbar, 6 Management Brackets, 18 Flathead Screws)	57.29

Tip The PR-CMB cable management kit is designed for maximum flexibility.

A unique extension and crossbar design permits side and rear cable routing. All surfaces are perforated for ample cable tie points.



Rear Crossbar: Useful for reducing connector stress from hanging cable lengths.



Management Brackets: Enable cable routing and provide ample tie-down points.

Item #	Description	List Price
Sub-Panels Used to Populate FSP Series Patch Panels, FE & FSP DIN Rail Mount Enclosures		
These versatile sub-panels are used to populate L-com's FE Series Wall Mount & Rack Mount Fiber Enclosures, FSP Series Rack Panels and FSP DIN-Rail Mount Enclosures. Offered in a variety of connector types in Simplex, Duplex and Quad configurations. Ceramic sleeve versions are primarily used in single mode applications while multimode applications typically utilize the bronze sleeve configuration. These units feature a black finish with snap on mounting for easy installation and removal.		

FSP-BNK	Blank Sub-Panel	15.61
FSP-SCMTLC-BNK	Blank Sub-Panel with 6 SC Simplex/MT-RJ/LC Duplex Openings	20.82
FSP-SC-APC	Fiber Sub-Panel, 6 APC SC Simplex Couplers, Ceramic Sleeve	91.68
FSP-LCD6-CR	Fiber Sub-Panel, 6 LC Duplex Couplers, Ceramic Sleeve	67.71
FSP-SC-BR	Fiber Sub-Panel, 6 SC Simplex Couplers, Bronze Sleeve	45.73
FSP-SC-CR	Fiber Sub-Panel, 6 SC Simplex Couplers, Ceramic Sleeve	57.29
FSP-STFC-BNK	Blank Sub-Panel with 6 ST/FC Simplex Openings	15.61
FSP-ST-BR	Fiber Sub-Panel, 6 ST Couplers, Bronze Sleeve	44.79
FSP-ST-CR	Fiber Sub-Panel, 6 ST Couplers, Ceramic Sleeve	60.44
FSP-SCDLCQ6-BNK	Blank Sub-Panel with 6 SC Duplex/LC Quad Openings	19.78
FSP-LCQ6-BR	Fiber Sub-Panel, 6 LC Duplex Couplers, Bronze Sleeve	138.57
FSP-LCQ6-CR	Fiber Sub-Panel, 6 LC Duplex Couplers, Ceramic Sleeve	169.83
FSP-SCD6-APC	Fiber Sub-Panel, 6 SC Duplex Couplers, Ceramic Sleeve	158.37
FSP-SCD6-BR	Fiber Sub-Panel, 6 SC Duplex Couplers, Bronze Sleeve	60.44
FSP-SCD6-CR	Fiber Sub-Panel, 6 SC Duplex Couplers, Ceramic Sleeve	78.13
FSP-ECF-BNK	Blank Sub-Panel with 3 ECF Style Openings	20.83
FSP-05D-BNK	Blank Sub-Panel with (4) 0.5" (1.3cm) D-Hole Openings	15.61
FSP-KYSTN-BNK	Blank Sub Panel with 4 Keystone Style Openings	21.55

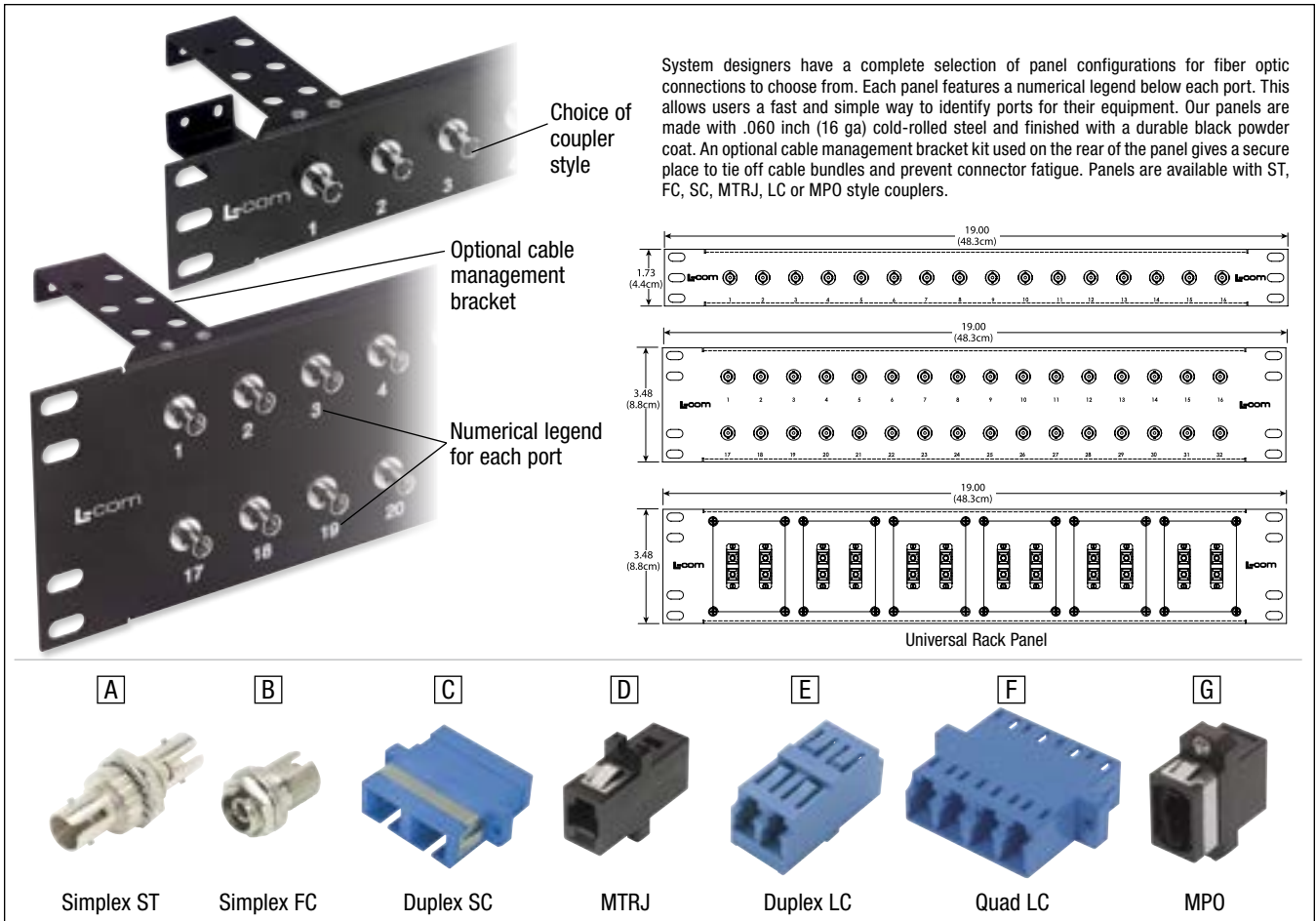
Fiber Sub-Panel with 6 LC Keyed Multimode Couplers

These sub-panels are used to populate L-com's FE Series Wall Mount & Rack Mount Fiber Enclosures, FSP Series Rack Panels and FSP DIN-Rail Mount Enclosures. Secured, keyed, LC adapters are designed specifically for mission critical circuits where networks are segregated by color for identification and protected from accidental moves, adds, or changes. They offer mechanical network security for organizations desiring to segregate networks because of privacy or security concerns. Note: The couplers in these sub-panels are designed to only work with L-com's Keyed LC Patch Cords.

FSP-LCK-WHT	Fiber Panel, 6 LC Keyed Multimode, White	122.96
FSP-LCK-TRQ	Fiber Panel, 6 LC Keyed Multimode, Turquoise	122.96
FSP-LCK-MAG	Fiber Panel, 6 LC Keyed Multimode, Magenta	118.72

Plunger and Grommet Kit for FSP Series Sub-Panels - Pkg/50


FSP-FASTENERS	Plunger and Grommet Kit for FSP Series Sub-Panels, Pkg/50	46.87
---------------	---	-------



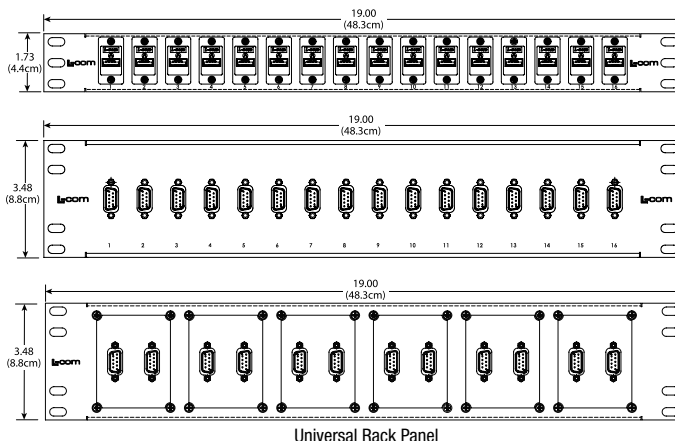
Item #	Code	Description	Color	1-9	10-24	25-99	100+
--------	------	-------------	-------	-----	-------	-------	------

19" (48.3cm) Fiber Optic Rack Panels

PR175ST16CMB	A	1.75" (4.4cm) Panel, 16 Port, ST Multimode Couplers with Cable Management Bracket	Black	162.08	155.60	149.11	CALL
PR35ST32CMB	A	3.50" (8.9cm) Panel, 32 Port, ST Multimode Couplers with Cable Management Bracket	Black	235.77	226.34	216.91	CALL
PR175ST16CMB-SM	A	1.75" (4.4cm) Panel, 16 Port, ST Single mode Couplers with Cable Management Bracket	Black	199.49	191.51	183.53	CALL
PR35ST32CMB-SM	A	3.50" (8.9cm) Panel, 32 Port, ST Single mode Couplers with Cable Management Bracket	Black	295.28	283.47	271.66	CALL
UPR35-12STB	A	3.50" (8.9cm) Universal Rack Panel, 12 Port, ST Multimode Couplers	Black	163.18	156.65	150.13	CALL
UPR35-24STB	A	3.50" (8.9cm) Universal Rack Panel, 24 Port, ST Multimode Couplers	Black	178.10	170.98	163.85	CALL
PR175FC16CMB	B	1.75" (4.4cm) Panel, 16 Port, FC Multimode Couplers with Cable Management Bracket	Black	237.49	227.99	218.49	CALL
PR35FC32CMB	B	3.50" (8.9cm) Panel, 32 Port, FC Multimode Couplers with Cable Management Bracket	Black	396.21	380.36	364.51	CALL
PR175FC16CMB-SM	B	1.75" (4.4cm) Panel, 16 Port, FC Single mode Couplers with Cable Management Bracket	Black	262.16	251.67	241.19	CALL
PR35FC32CMB-SM	B	3.50" (8.9cm) Panel, 32 Port, FC Single mode Couplers with Cable Management Bracket	Black	419.96	403.16	386.36	CALL
PR175FC16CM-SMA	B	1.75" (4.4cm) Panel, 16 Port, FC (APC) Singlemode Couplers with Cable Management Bracket	Black	331.22	317.97	304.72	CALL
PR35DSC32C	C	3.50" (8.9cm) Panel, 64 Port, 32 Duplex SC Multimode Couplers	Black	331.22	317.97	304.72	CALL
PR35DSC32C-SM	C	3.50" (8.9cm) Panel, 64 Port, 32 Duplex SC Single mode Couplers	Black	392.97	377.25	361.53	CALL
UPR35-6DSCB	C	3.50" (8.9cm) Universal Rack Panel, 12 Port, 6 Duplex SC Multimode Couplers	Black	192.94	185.22	177.50	CALL
UPR35-12DSCB	C	3.50" (8.9cm) Universal Rack Panel, 24 Port, 12 Duplex SC Multimode Couplers	Black	212.06	203.58	195.10	CALL
PR175MT16B	D	1.75" (4.4cm) Panel, 32 Port, 16 MTRJ Couplers	Black	148.41	142.47	136.54	CALL
PR175DLC16B	E	1.75" (4.4cm) Panel, 32 Port, 16 LC Duplex Multimode Couplers	Black	223.30	214.37	205.44	CALL
PR175DLCB16B	E	1.75" (4.4cm) Panel, 32 Port, 16 LC Duplex Single mode Couplers	Black	130.21	125.00	119.79	CALL
PR175LC96	F	1.75" (4.4cm) Panel, 96 Port, 24 LC Quad Multimode Couplers	Black	319.98	307.18	294.38	CALL
PR175LC96-SM	F	1.75" (4.4cm) Panel, 96 Port, 24 LC Quad Single mode Couplers	Black	604.08	579.92	555.75	CALL
PR175DLC24B	E	1.75" (4.4cm) Panel, 48 Port, 24 LC Duplex Multimode Couplers	Black	245.88	236.04	226.21	CALL
PR175DLC24B-SM	E	1.75" (4.4cm) Panel, 48 Port, 24 LC Duplex Single mode Couplers	Black	401.96	385.88	369.80	CALL
PR17516MTP	G	1.75" (4.4cm) Panel, 16 MPO Couplers	Black	239.78	230.19	220.60	CALL
PR17516PB	N/A	1.75" (4.4cm) Panel, 16 MPO Mount Holes	Black	34.98	33.58	32.18	CALL



L-com offers system designers a complete selection of panel configurations for data and serial connections. Each panel features a numerical legend below each port. This allows users a fast and simple way to identify ports for their equipment. Our panels are made with .060 inch (16 ga) cold-rolled steel and finished with a durable black powder coat. An optional cable management bracket kit used on the rear of the panel gives a secure place to tie off cable bundles and prevent connector fatigue. Panels are available with USB, D-Sub or HDMI style couplers.



Universal Rack Panel

A



USB A

B



USB A Shielded

C



DB9

D



HD15

E



DB15

F



DB25

G



DB37

H



HDMI

Item #	Code	Description	Color	1-9	10-24	25-99	100+
--------	------	-------------	-------	-----	-------	-------	------

19" (48.3cm) D-Sub, USB, HDMI® Rack Panels

PR175F504-UAB	A	1.75" (4.4cm) Panel, 16 USB A/B Couplers	Black	149.60	143.62	137.63	CALL
PR175F504-UABS	B	1.75" (4.4cm) Panel, 16 Shielded USB A/B Couplers	Black	162.08	155.60	149.11	CALL
PR35F504-UABS	B	3.50" (8.9cm) Panel, 32 Shielded USB A/B Couplers	Black	284.05	272.69	261.33	CALL
PR175DS916B	N/A	1.75" (4.4cm) Panel, 16 DB9/HD15/HDMI Cutouts	Black	29.16	27.99	26.83	CALL
PR35DS932B	N/A	3.50" (8.9cm) Panel, 32 DB9/HD15/HDMI Cutouts	Black	36.45	34.99	33.53	CALL
PR35DS1516B	N/A	3.50" (8.9cm) Panel, 16 DB15/HD26/DVI Cutouts	Black	36.45	34.99	33.53	CALL
PR35DS2516B	N/A	3.50" (8.9cm) Panel, 16 DB25/HD44 Cutouts	Black	36.45	34.99	33.53	CALL
PR35DS3716B	N/A	3.50" (8.9cm) Panel, 16 DB37/HD62 Cutouts	Black	36.45	34.99	33.53	CALL
PR175GB9FB	C	1.75" (4.4cm) Panel, 16 DB9 Female Couplers	Black	142.56	136.86	131.16	CALL
PR35GB932B	C	3.50" (8.9cm) Panel, 32 DB9 Female Couplers	Black	223.30	214.37	205.44	CALL
UPR35-2DB9FB	C	3.50" (8.9cm) Universal Rack Panel, 12 DB9 Female Couplers	Black	169.92	163.12	156.33	CALL
PR175HD1516B	D	1.75" (4.4cm) Panel, 16 HD15 Female Couplers	Black	154.92	148.72	142.53	CALL
PR35HD1532B	D	3.50" (8.9cm) Panel, 32 HD15 Female Couplers	Black	243.70	233.95	224.20	CALL
PR35GB15FB	E	3.50" (8.9cm) Panel, 16 DB15 Female Couplers	Black	149.71	143.72	137.73	CALL
PR35GB25FB	F	3.50" (8.9cm) Panel, 16 DB25 Female Couplers	Black	172.88	165.96	159.05	CALL
PR35GB37FB	G	3.50" (8.9cm) Panel, 16 DB37 Female Couplers	Black	215.36	206.75	198.13	CALL
PR175HD16B	H	1.75" (4.4cm) Panel, 16 HDMI Female Couplers	Black	254.59	244.41	234.22	CALL
PR35HD32B	H	3.50" (8.9cm) Panel, 32 HDMI Female Couplers	Black	375.43	360.41	345.40	CALL

A complete selection of panel configurations for coaxial connections is available to system designers. Each panel features a numerical legend below each port. This allows users a fast and simple way to identify ports for their equipment. Our panels are made with .060 inch (16 ga) cold-rolled steel and finished with a durable black powder coat. An optional cable management bracket kit used on the rear of the panel gives a secure place to tie off cable bundles and prevent connector fatigue. Panels are available with BNC, Type F, RCA, HDMI or DVI style couplers.

Optional cable management bracket

Numerical legend for each port

50 Ohm BNC Insulated 75 Ohm BNC Insulated Auto-Terminating 50 Ohm BNC Type F RCA Type N HDMI DVI

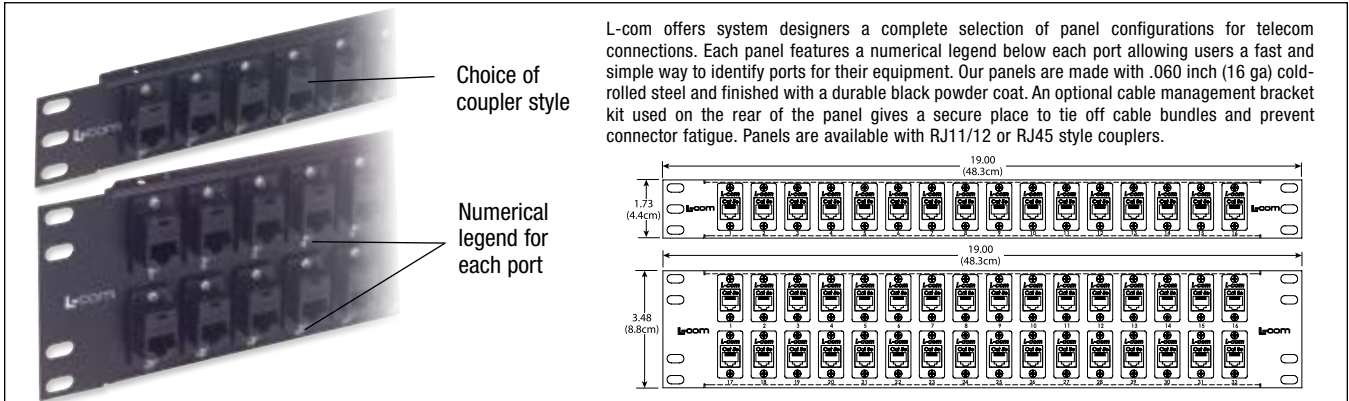
Item #	Code	Description	Color	1-9	10-24	25-99	100+
--------	------	-------------	-------	-----	-------	-------	------

19" (48.3cm) Coaxial Rack Panels


PR175-16BLK	N/A	1.75" (4.4cm) Panel, 16 0.5" (1.3cm) D-Holes	Black	29.16	27.99	26.83	CALL
PR175-16CMB	N/A	1.75" (4.4cm) Panel, 16 0.5" (1.3cm) D-Holes and Cable Minder	Black	60.44	58.02	55.60	CALL
PR35-32BLK	N/A	3.50" (8.9cm) Panel, 32 0.5" (1.3cm) D-Holes	Black	36.45	34.99	33.53	CALL
PR35-32CMB	N/A	3.50" (8.9cm) Panel, 32 0.5" (1.3cm) D-Holes and Cable Minder	Black	67.71	65.00	62.29	CALL
PR175B16BLK	A	1.75" (4.4cm) Panel, 16 BNC Couplers, 50 Ohm Insulated	Black	123.47	118.53	113.59	CALL
PR35B32BLK	A	3.50" (8.9cm) Panel, 32 BNC Couplers, 50 Ohm Insulated	Black	224.43	215.45	206.48	CALL
PR175B16CMB	A	1.75" (4.4cm) Panel, 16 BNC Couplers, 50 Ohm Insulated with Cable Minder	Black	148.94	142.98	137.02	CALL
PR35B32CMB	A	3.50" (8.9cm) Panel, 32 BNC Couplers, 50 Ohm Insulated with Cable Minder	Black	249.37	239.40	229.42	CALL
PR175B1675BLK	B	1.75" (4.4cm) Panel, 16 BNC Couplers, 75 Ohm Insulated	Black	137.13	131.64	126.16	CALL
PR35B3275BLK	B	3.50" (8.9cm) Panel, 32 BNC Couplers, 75 Ohm Insulated	Black	261.84	251.37	240.89	CALL
PR175BX16GBLK	C	1.75" (4.4cm) Panel, 16 BNC Auto-Terminating Couplers, 50 Ohm	Black	167.50	160.80	154.10	CALL
PR35BX32GBLK	C	3.50" (8.9cm) Panel, 32 BNC Auto-Terminating Couplers, 50 Ohm	Black	284.05	272.69	261.33	CALL
PR175F16	D	1.75" (4.4cm) Panel, 16 Type F Couplers, Insulated	Black	113.84	109.29	104.73	CALL
PR35F32	D	3.50" (8.9cm) Panel, 32 Type F Couplers, Insulated	Black	147.58	141.68	135.77	CALL
PR175D16-630	N/A	1.75" (4.4cm) Panel, 16 0.630" (1.6cm) D-Holes	Black	28.98	27.82	26.66	CALL
PR35D32-630	N/A	3.50" (8.9cm) Panel, 32 0.630" (1.6cm) D-Holes	Black	36.98	35.50	34.02	CALL
PR175D16-630-CMB	N/A	1.75" (4.4cm) Panel, 16 0.630" (1.6cm) D-Holes and Cable Minder	Black	58.98	56.62	54.26	CALL
PR35D32-630-CMB	N/A	3.50" (8.9cm) Panel, 32 0.630" (1.6cm) D-Holes and Cable Minder	Black	64.98	62.38	59.78	CALL
PR175N16BLK	F	1.75" (4.4cm) Panel, 16 Type N Couplers, 50 Ohm	Black	114.98	110.38	105.78	CALL
PR35N32BLK	F	3.50" (8.9cm) Panel, 32 Type N Couplers, 50 Ohm	Black	204.98	196.78	188.58	CALL
PR175N16CMB	F	1.75" (4.4cm) Panel, 16 Type N Couplers, 50 Ohm with Cable Minder	Black	144.98	139.18	133.38	CALL
PR35N32CMB	F	3.50" (8.9cm) Panel, 32 Type N Couplers, 50 Ohm with Cable Minder	Black	234.98	225.58	216.18	CALL

19" (48.3cm) Audio/Video Rack Panels

PR175RCA16	E	1.75" (4.4cm) Panel, 16 RCA Couplers, Grounded	Black	133.56	128.22	122.88	CALL
PR35RCA32	E	3.50" (8.9cm) Panel, 32 RCA Couplers, Grounded	Black	204.71	196.52	188.33	CALL
PR175HD16B	G	1.75" (4.4cm) Panel, 16 HDMI Female Couplers	Black	254.59	244.41	234.22	CALL
PR35HD32B	G	3.50" (8.9cm) Panel, 32 HDMI Female Couplers	Black	375.43	360.41	345.40	CALL
PR35DVI6B	H	3.50" (8.9cm) Panel, 16 DVI Female Adapters	Black	217.24	208.55	199.86	CALL



L-com offers system designers a complete selection of panel configurations for telecom connections. Each panel features a numerical legend below each port allowing users a fast and simple way to identify ports for their equipment. Our panels are made with .060 inch (16 ga) cold-rolled steel and finished with a durable black powder coat. An optional cable management bracket kit used on the rear of the panel gives a secure place to tie off cable bundles and prevent connector fatigue. Panels are available with RJ11/12 or RJ45 style couplers.




Item #	Code	Description	Color	1-9	10-24	25-99	100+
--------	------	-------------	-------	-----	-------	-------	------

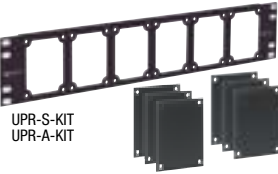
19" (48.3cm) Telecom/Network Rack Panels

PR175F504B-4S	A	1.75" (4.4cm) Panel, 16 RJ11 (6x4) Couplers, Straight-Thru	Black	134.35	128.98	123.60	CALL
PR175F504B-6S	A	1.75" (4.4cm) Panel, 16 RJ12 (6x6) Couplers, Straight-Thru	Black	148.93	142.97	137.02	CALL
PR175F504B-8SK	A	1.75" (4.4cm) Panel, 16 RJ45 (8x8) Couplers, Straight-Thru	Black	133.56	128.22	122.88	CALL
PR35F504B-4S	A	3.50" (8.9cm) Panel, 32 RJ11 (6x4) Couplers, Straight-Thru	Black	192.94	185.22	177.50	CALL
PR35F504B-6S	A	3.50" (8.9cm) Panel, 32 RJ12 (6x6) Couplers, Straight-Thru	Black	172.71	165.80	158.89	CALL
PR35F504B-8SK	A	3.50" (8.9cm) Panel, 32 RJ45 (8x8) Couplers, Straight-Thru	Black	252.33	242.24	232.14	CALL
PR175F504B-C5	C	1.75" (4.4cm) Panel, 16 Category 5e Couplers	Black	211.96	203.48	195.00	CALL
PR175F504B-SC5	C	1.75" (4.4cm) Panel, 16 Category 5e Couplers, Shielded	Black	281.32	270.07	258.81	CALL
PR175F504B-C6	C	1.75" (4.4cm) Panel, 16 Category 6 Couplers	Black	249.37	239.40	229.42	CALL
PR175F504B-SC6	C	1.75" (4.4cm) Panel, 16 Category 6 Couplers, Shielded	Black	305.79	293.56	281.33	CALL
PR35F504B-C5	C	3.50" (8.9cm) Panel, 32 Category 5e Couplers	Black	380.01	364.81	349.61	CALL
PR35F504B-SC5	C	3.50" (8.9cm) Panel, 32 Category 5e Couplers, Shielded	Black	494.04	474.28	454.52	CALL
PR35F504B-C6	C	3.50" (8.9cm) Panel, 32 Category 6 Couplers	Black	432.28	414.99	397.70	CALL
PR35F504B-SC6	C	3.50" (8.9cm) Panel, 32 Category 6 Couplers, Shielded	Black	531.09	509.85	488.60	CALL
PR175C5E-16M	C	1.75" 16 Port Low Profile Straight Category 5e Feed-Thru Panel, Unshielded Mini-Coupler	Black	142.74	137.03	131.32	CALL
PR35C5E-32M	C	3.50" 32 Port Low Profile Straight Category 5e Feed-Thru Panel, Unshielded Mini-Coupler	Black	260.48	250.06	239.64	CALL
PR175C5E-16SM	C	1.75" 16 Port Low Profile Straight Category 5e Feed-Thru Panel, Shielded Mini-Coupler	Black	174.00	167.04	160.08	CALL
PR35C5E-32SM	C	3.50" 32 Port Low Profile Straight Category 5e Feed-Thru Panel, Shielded Mini-Coupler	Black	324.05	311.09	298.13	CALL
PR175C6-16M	C	1.75" 16 Port Low Profile Category 6 Feed-Thru Panel, Unshielded Mini-Coupler	Black	159.41	153.03	146.66	CALL
PR35C6-32M	C	3.50" 32 Port Low Profile Category 6 Feed-Thru Panel, Unshielded Mini-Coupler	Black	294.87	283.08	271.28	CALL
PR175C6-16SM	C	1.75" 16 Port Low Profile Category 6 Feed-Thru Panel, Shielded Mini-Coupler	Black	191.71	184.04	176.37	CALL
PR35C6-32SM	C	3.50" 32 Port Low Profile Category 6 Feed-Thru Panel, Shielded Mini-Coupler	Black	358.43	344.09	329.76	CALL
PR175F504B-C5M	C	1.75" 16 Port ECF Flange Mounted Low Profile Category 5e Feed-Thru Panel, Unshielded Mini-Coupler	Black	193.80	186.05	178.30	CALL
PR35F504B-C5M	C	3.50" 32 Port ECF Flange Mounted Low Profile Category 5e Feed-Thru Panel, Unshielded Mini-Coupler	Black	352.18	338.09	324.01	CALL
PR175F504B-SC5M	C	1.75" 16 Port ECF Flange Mounted Low Profile Category 5e Feed-Thru Panel, Shielded Mini-Coupler	Black	236.52	227.06	217.60	CALL
PR35F504B-SC5M	C	3.50" 32 Port ECF Flange Mounted Low Profile Category 5e Feed-Thru Panel, Shielded Mini-Coupler	Black	438.67	421.12	403.58	CALL
PR175F504B-C6M	C	1.75" 16 Port ECF Flange Mounted Low Profile Category 6 Feed-Thru Panel, Unshielded Mini-Coupler	Black	211.51	203.05	194.59	CALL
PR35F504B-C6M	C	3.50" 32 Port ECF Flange Mounted Low Profile Category 6 Feed-Thru Panel, Unshielded Mini-Coupler	Black	387.61	372.11	356.60	CALL
PR175F504B-SC6M	C	1.75" 16 Port ECF Flange Mounted Low Profile Category 6 Feed-Thru Panel, Shielded Mini-Coupler	Black	245.90	236.06	226.23	CALL
PR35F504B-SC6M	C	3.50" 32 Port ECF Flange Mounted Low Profile Category 6 Feed-Thru Panel, Shielded Mini-Coupler	Black	456.38	438.12	419.87	CALL
PR175F504B	N/A	1.75" (4.4cm) Panel, 16 ECF Style Cutouts	Black	44.79	43.00	41.21	CALL
PR35F504B	N/A	3.50" (8.9cm) Panel, 32 ECF Style Cutouts	Black	67.71	65.00	62.29	CALL
PR175UT568	B	1.75" (4.4cm) Panel, 16 Category 5e Couplers	Black	232.36	223.07	213.77	CALL
PR35UT568	B	3.50" (8.9cm) Panel, 32 Category 5e Couplers	Black	387.36	371.87	356.37	CALL
PR175UT568S	F	1.75" (4.4cm) Panel, 16 Category 5e Couplers, Shielded	Black	275.06	264.06	253.06	CALL
PR35UT568S	F	3.50" (8.9cm) Panel, 32 Category 5e Couplers, Shielded	Black	431.84	414.57	397.29	CALL
PR175C6-16	G	1.75" (4.4cm) Panel, 16 Category 6 Couplers	Black	236.89	227.41	217.94	CALL
PR35C6-32	G	3.50" (8.9cm) Panel, 32 Category 6 Couplers	Black	395.21	379.40	363.59	CALL
PR175C6-16S	D	1.75" (4.4cm) Panel, 16 Category 6 Couplers, Shielded	Black	290.70	279.07	267.44	CALL
PR35C6-32S	D	3.50" (8.9cm) Panel, 32 Category 6 Couplers, Shielded	Black	456.97	438.69	420.41	CALL

Item #	Code	Description	Color	1-9	10-24	25-99	100+
19" (48.3cm) Telecom/Network Rack Panels							
PR175UJ16B	N/A	1.75" (4.4cm) Panel, 16 Keystone Style Cutouts	Black	29.16	27.99	26.83	CALL
PR35UT568B	N/A	3.50" (8.9cm) Panel, 32 Keystone Style Cutouts	Black	36.45	34.99	33.53	CALL
PR175-1606	E	1.75" (4.4cm) Panel, 16 Voice Grade RJ12 (6x6) IDC Jacks	Black	70.13	67.32	64.52	CALL
PR175-1608	E	1.75" (4.4cm) Panel, 16 Voice Grade RJ45 (8x8) IDC Jacks	Black	167.19	160.50	153.81	CALL
PR35-3206	E	3.50" (8.9cm) Panel, 32 Voice Grade RJ12 (6x6) IDC Jacks	Black	93.89	90.13	86.38	CALL
PR35-3208	E	3.50" (8.9cm) Panel, 32 Voice Grade RJ45 (8x8) IDC Jacks	Black	178.10	170.98	163.85	CALL
PR175-C6A-12	G	1.75" (4.4cm) Panel, 12 Category 6a Couplers Unshielded	Black	126.69	121.62	116.55	CALL
PR35-C6A-24	G	3.50" (8.9cm) Panel, 24 Category 6a Couplers Unshielded	Black	235.42	226.00	216.59	CALL
PR175-C6A-24-CM	G	1.75" (4.4cm) Panel, 24 Category 6a Couplers Unshielded with Cable Manager	Black	239.42	229.84	220.27	CALL
PR175V-C6A-24-CM	G	1.75" (4.4cm) V-Panel, 24 Category 6a Couplers Unshielded with Cable Manager	Black	251.42	241.36	231.31	CALL
PR525-C6A-48	G	5.25" (13.3cm) Panel, 48 Category 6a Couplers Unshielded	Black	415.20	398.59	381.98	CALL
PR35-C6A-48-CM	G	3.50" (8.9cm) Panel, 48 Category 6a Couplers Unshielded with Cable Manager	Black	419.20	402.43	385.66	CALL
PR35V-C6A-48-CM	G	3.50" (8.9cm) V-Panel, 48 Category 6a Couplers Unshielded with Cable Manager	Black	453.20	435.07	416.94	CALL
PR175-SC6A-24-CM	D	1.75" (4.4cm) Panel, 24 Category 6a Couplers Shielded with Cable Manager	Black	243.42	233.68	223.95	CALL
PR35-SC6A-48-CM	D	3.50" (8.9cm) Panel, 48 Category 6a Couplers Shielded with Cable Manager	Black	423.20	406.27	389.34	CALL
PR175-C6-12	G	1.75" (4.4cm) Panel, 12 Category 6 Couplers Unshielded	Black	104.83	100.64	96.44	CALL
PR35-C6-24	G	3.50" (8.9cm) Panel, 24 Category 6 Couplers Unshielded	Black	191.70	184.03	176.36	CALL
PR175-C6-24-CM	G	1.75" (4.4cm) Panel, 24 Category 6 Couplers Unshielded with Cable Manager	Black	195.70	187.87	180.04	CALL
PR175V-C6-24-CM	G	1.75" (4.4cm) V-Panel, 24 Category 6 Couplers Unshielded with Cable Manager	Black	207.70	199.39	191.08	CALL
PR525-C6-48	G	5.25" (13.3cm) Panel, 48 Category 6 Couplers Unshielded	Black	335.37	321.96	308.54	CALL
PR35-C6-48-CM	G	3.50" (8.9cm) Panel, 48 Category 6 Couplers Unshielded with Cable Manager	Black	339.37	325.80	312.22	CALL
PR35V-C6-48-CM	G	3.50" (8.9cm) V-Panel, 48 Category 6 Couplers Unshielded with Cable Manager	Black	373.37	358.44	343.50	CALL
PR175-SC6-24-CM	D	1.75" (4.4cm) Panel, 24 Category 6 Couplers Shielded with Cable Manager	Black	199.70	191.71	183.72	CALL
PR35-SC6-48-CM	D	3.50" (8.9cm) Panel, 48 Category 6 Couplers Shielded with Cable Manager	Black	343.37	329.64	315.90	CALL
PR175-C6-12M	H	1.75" (4.4cm) Panel, 12 Category 6 Couplers Unshielded Mini-Coupler	Black	115.32	110.71	106.09	CALL
PR35-C6-24M	H	3.50" (8.9cm) Panel, 24 Category 6 Couplers Unshielded Mini-Coupler	Black	212.68	204.17	195.67	CALL
PR175-C6-24M-CM	H	1.75" (4.4cm) Panel, 24 Category 6 Couplers Unshielded Mini-Coupler with Cable Manager	Black	216.68	208.01	199.35	CALL
PR175V-C6-24M-CM	H	1.75" (4.4cm) V-Panel, 24 Category 6 Couplers Unshielded Mini-Coupler with Cable Manager	Black	228.68	219.53	210.39	CALL
PR525-C6-48M	H	5.25" (13.3cm) Panel, 48 Category 6 Couplers Unshielded Mini-Coupler	Black	373.67	358.72	343.78	CALL
PR35-C6-48M-CM	H	3.50" (8.9cm) Panel, 48 Category 6 Couplers Unshielded Mini-Coupler with Cable Manager	Black	377.67	362.56	347.46	CALL
PR35V-C6-48M-CM	H	3.50" (8.9cm) V-Panel, 48 Category 6 Couplers Unshielded Mini-Coupler with Cable Manager	Black	411.67	395.20	378.74	CALL
PR175-SC6-24M-CM	I	1.75" (4.4cm) Panel, 24 Category 6 Couplers Shielded Mini-Coupler with Cable Manager	Black	220.68	211.85	203.03	CALL
PR35-SC6-48M-CM	I	3.50" (8.9cm) Panel, 48 Category 6 Couplers Shielded Mini-Coupler with Cable Manager	Black	381.67	366.40	351.14	CALL
PR175-R6-12	J	1.75" (4.4cm) Panel, 12 Category 6 Right Angle Couplers Unshielded	Black	143.25	137.52	131.79	CALL
PR175-R6-24-CM	J	1.75" (4.4cm) Panel, 24 Category 6 Right Angle Couplers Unshielded with Cable Manager	Black	272.54	261.64	250.74	CALL
PR175V-R6-24-CM	J	1.75" (4.4cm) V-Panel, 24 Category 6 Right Angle Couplers Unshielded with Cable Manager	Black	284.54	273.16	261.78	CALL
PR175-SR6-24-CM	J	1.75" (4.4cm) Panel, 24 Category 6 Right Angle Couplers Shielded with Cable Manager	Black	276.54	265.48	254.42	CALL
PR175-R5E-12	J	1.75" (4.4cm) Panel, 12 Category 5e Right Angle Couplers Unshielded	Black	133.76	128.41	123.06	CALL
PR175V-R5E-24-CM	J	1.75" (4.4cm) V-Panel, 24 Category 5e Right Angle Couplers Unshielded with Cable Manager	Black	265.55	254.93	244.31	CALL
PR175-C5E-12	G	1.75" (4.4cm) Panel, 12 Category 5e Couplers Unshielded	Black	92.69	88.98	85.27	CALL
PR35-C5E-24	G	3.50" (8.9cm) Panel, 24 Category 5e Couplers Unshielded	Black	167.41	160.71	154.02	CALL
PR175-C5E-24-CM	G	1.75" (4.4cm) Panel, 24 Category 5e Couplers Unshielded with Cable Manager	Black	171.41	164.55	157.70	CALL
PR175V-C5E-24-CM	G	1.75" (4.4cm) V-Panel, 24 Category 5e Couplers Unshielded with Cable Manager	Black	183.41	176.07	168.74	CALL
PR525-C5E-48	G	5.25" (13.3cm) Panel, 48 Category 5e Couplers Unshielded	Black	291.02	279.38	267.74	CALL
PR35-C5E-48-CM	G	3.50" (8.9cm) Panel, 48 Category 5e Couplers Unshielded with Cable Manager	Black	295.02	283.22	271.42	CALL
PR35V-C5E-48-CM	G	3.50" (8.9cm) V-Panel, 48 Category 5e Couplers Unshielded with Cable Manager	Black	329.02	315.86	302.70	CALL
PR175-SC5E-24-CM	D	1.75" (4.4cm) Panel, 24 Category 5e Couplers Shielded with Cable Manager	Black	175.41	168.39	161.38	CALL
PR35-SC5E-48-CM	D	3.50" (8.9cm) Panel, 48 Category 5e Couplers Shielded with Cable Manager	Black	299.02	287.06	275.10	CALL
PR175-SC5E-24M-CM	I	1.75" (4.4cm) Panel, 24 Category 5e Couplers Shielded Mini-Coupler with Cable Manager	Black	196.61	188.75	180.88	CALL
PR35-SC5E-48M-CM	I	3.50" (8.9cm) Panel, 48 Category 5e Couplers Shielded Mini-Coupler with Cable Manager	Black	337.72	324.21	310.70	CALL
PR175-C5E-12M	H	1.75" (4.4cm) Panel, 12 Category 5e Couplers Unshielded Mini-Coupler	Black	103.29	99.16	95.03	CALL
PR35-C5E-24M	H	3.50" (8.9cm) Panel, 24 Category 5e Couplers Unshielded Mini-Coupler	Black	188.61	181.07	173.52	CALL
PR175-C5E-24M-CM	H	1.75" (4.4cm) Panel, 24 Category 5e Couplers Unshielded Mini-Coupler with Cable Manager	Black	192.61	184.91	177.20	CALL
PR175V-C5E-24M-CM	H	1.75" (4.4cm) V-Panel, 24 Category 5e Couplers Unshielded Mini-Coupler with Cable Manager	Black	204.61	196.43	188.24	CALL
PR525-C5E-48M	H	5.25" (13.3cm) Panel, 48 Category 5e Couplers Unshielded Mini-Coupler	Black	329.72	316.53	303.34	CALL
PR35-C5E-48M-CM	H	3.50" (8.9cm) Panel, 48 Category 5e Couplers Unshielded Mini-Coupler with Cable Manager	Black	333.72	320.37	307.02	CALL
PR35V-C5E-48M-CM	H	3.50" (8.9cm) V-Panel, 48 Category 5e Couplers Unshielded Mini-Coupler with Cable Manager	Black	367.72	353.01	338.30	CALL
PR175-12KS	N/A	1.75" (4.4cm) Panel, 12 Keystone Style Cutouts	Black	24.98	23.98	22.98	CALL
PR35-24KS	N/A	3.50" (8.9cm) Panel, 24 Keystone Style Cutouts	Black	32.00	30.72	29.44	CALL
PR525-48KS	N/A	5.25" (13.3cm) Panel, 48 Keystone Style Cutouts	Black	42.00	40.32	38.64	CALL
PR175-24KS-CM	N/A	1.75" (4.4cm) Panel, 24 Keystone Style Cutouts with Cable Manager	Black	36.00	34.56	33.12	CALL
PR35-48KS-CM	N/A	3.50" (8.9cm) Panel, 48 Keystone Style Cutouts with Cable Manager	Black	46.00	44.16	42.32	CALL
PR175-24SKS-CM	N/A	1.75" (4.4cm) Panel, 24 Shielded Keystone Style Cutouts with Cable Manager	Black	40.00	38.40	36.80	CALL
PR35-48SKS-CM	N/A	3.50" (8.9cm) Panel, 48 Shielded Keystone Style Cutouts with Cable Manager	Black	50.00	48.00	46.00	CALL
PR175V24KS-CM	N/A	1.75" (4.4cm) V-Panel, 24 Keystone Style Cutouts with Cable Manager	Black	48.00	46.08	44.16	CALL
PR35V48KS-CM	N/A	3.50" (8.9cm) V-Panel, 48 Keystone Style Cutouts with Cable Manager	Black	80.00	76.80	73.60	CALL



UPR35-6B



UPR-S-KIT
UPR-A-KIT



USPB
USP-A



USP-P



USP2MC5B



USP4MC5B



USP2SMC5B



USP4SMC5B



USP2MK-C5E-POE



USP4MK-SC5E-POE



USP2MK-SC6-POE



USP4MK-C6-POE



USP2ECF-C5E-POE



USP2ECF-SC6A-POE

Item #	Description	1-9	10-24	25-99	100+
--------	-------------	-----	-------	-------	------

Universal Master Rack Panel with 6 Openings

L-com's Universal Master Rack Series offers installers the ability to customize their installation with different connections within a single rack panel. The Universal Series panels can save time, money and rack space in an installation project. The master panels feature six punched rectangular openings that will accept any of the numerous USP Series sub-panels shown in this catalog. Sub-panel openings are 2.20" x 2.75" (5.6cm x 7.0cm).

UPR35-6B	Master Rack Panel, Black	37.74	36.23	34.72	CALL
UPR-S-KIT	Master Rack Panel with 6 Black Steel Blanks	84.15	80.78	77.42	CALL
UPR-A-KIT	Master Rack Panel with 6 Black Aluminum Blanks	70.12	67.32	64.51	CALL
PR-CMB	Cable Management Bracket Kit for most L-com 19" (48.3cm) Panels	57.29	55.00	52.71	CALL
Kit Contains: (Qty: 6) Extension Brackets, (Qty: 1) 19" (48.3cm) Crossbar (Qty: 18) Flathead Screws					

Universal Series Blank Sub-Panels

Universal Series blank sub-panels can be used to cover unused openings or may be used to customize a panel assembly. These panels come in 3 different styles for users to choose from: black anodized aluminum, white high impact plastic or black steel. The aluminum and plastic panels offer the easiest option for custom drilling or punching holes. The black steel panels are constructed of sturdy .060 inch (0.2cm) (16 ga) cold rolled steel for durability. Each sub-panel is equipped with four pre-tapped holes to accept the four 6-32 mounting screws which are supplied.

USPB	Universal Steel Blank Sub-Panel, Black	5.67	5.44	5.22	CALL
USP-A	Universal Aluminum Blank Sub-Panel, Black	6.83	6.56	6.28	CALL
USP-P	Universal Plastic Blank Sub-Panel, White	5.67	5.44	5.22	CALL

Universal Series Sub-Panels Featuring Telecom/Network Grade Connections

The Universal sub-panel series offers connections for telecom and network equipment. Choose between Category 3, Category 5e or Category 6 rated connections either shielded or non-shielded. Panel choices offer both feed-thru style couplers and jacks with 110 style punch terminations. Either 2 or 4 connections per panel can be chosen and blank panels are available for further customization. All panels are black steel and come equipped with four pre-tapped holes to accept the four 6-32 mounting screws which are supplied.

USP2ECF4SB	Sub-Panel with 2 ECF Style RJ11 (6x4) Couplers, Straight Wired	19.21	18.44	17.67	CALL
USP2ECF6SB	Sub-Panel with 2 ECF Style RJ12 (6x6) Couplers, Straight Wired	22.31	21.42	20.53	CALL

USP2ECF8SKB	Sub-Panel with 2 ECF Style RJ45K (8x8) Keyed Couplers, Straight Wired	29.08	27.92	26.75	CALL
USP2ECFB4SB	Sub-Panel with 2 ECF Style RJ11 (6x4) Couplers, Straight Wired	22.85	21.94	21.02	CALL
USP2ECFB6SB	Sub-Panel with 2 ECF Style RJ12 (6x6) Couplers, Straight Wired	21.55	20.69	19.83	CALL
USP2ECFB8SKB	Sub-Panel with 2 ECF Style RJ45K (8x8) Keyed Couplers, Straight Wired 21.95	25.13	24.12	23.12	CALL

USP2ECF-C3B	Sub-Panel with 2 Category 3 RJ45 (8x8) Couplers	38.16	36.63	35.11	CALL
USP2ECF-SC3B	Sub-Panel with 2 Category 3 RJ45 (8x8) Couplers, Shielded	33.14	31.81	30.49	CALL

USP2MC5BM	Sub-Panel with 2 Category 5e Low Profile Mini-Couplers, RJ45 Straight Thru	20.82	19.99	19.15	CALL
USP4MC5BM	Sub-Panel with 4 Category 5e Low Profile Mini-Couplers, RJ45 Straight Thru	34.37	33.00	31.62	CALL
USP2MC5BM	Sub-Panel w/ 2 Category 5e Low Profile Mini-Couplers, RJ45 Straight Thru, Shielded	24.78	23.79	22.80	CALL
USP4MC5BM	Sub-Panel w/ 4 Category 5e Low Profile Mini-Couplers, RJ45 Straight Thru, Shielded	42.71	41.00	39.29	CALL
USP2MC6BM	Sub-Panel with 2 Category 6 Low Profile Mini-Couplers, RJ45 Straight Thru	23.95	22.99	22.03	CALL
USP4MC6BM	Sub-Panel with 4 Category 6 Low Profile Mini-Couplers, RJ45 Straight Thru	38.54	37.00	35.46	CALL
USP2SMC6BM	Sub-Panel with 2 Category 6 Low Profile Mini-Couplers, RJ45 Straight Thru, Shielded	27.08	26.00	24.91	CALL
USP4SMC6BM	Sub-Panel with 4 Category 6 Low Profile Mini-Couplers, RJ45 Straight Thru, Shielded	46.87	45.00	43.12	CALL

USP2ECF-C5EBM	Sub-Panel with 2 ECF Kit Category 5e Low Profile Mini-Couplers, RJ45, Unshielded	26.03	24.99	23.95	CALL
USP2ECF-SC5EBM	Sub-Panel with 2 ECF Kit Category 5e Low Profile Mini-Couplers, RJ45, Shielded	31.24	29.99	28.74	CALL
USP2ECF-C6BM	Sub-Panel with 2 ECF Kit Category 6 Low Profile Mini-Couplers, RJ45, Unshielded	28.12	27.00	25.87	CALL
USP2ECF-SC6BM	Sub-Panel with 2 ECF Kit Category 6 Low Profile Mini-Couplers, RJ45, Shielded	32.29	31.00	29.71	CALL
USP2KC-R5EB	Sub-Panel with 2 Category 5e Right Angle Keystone Couplers	36.58	35.12	33.65	CALL
USP2KCS-R5EB	Sub-Panel with 2 Category 5e Right Angle Keystone Couplers, Shielded	42.30	40.61	38.92	CALL
USP4KC-R5EB	Sub-Panel with 4 Category 5e Right Angle Keystone Couplers	64.05	61.49	58.93	CALL
USP4KCS-R5EB	Sub-Panel with 4 Category 5e Right Angle Keystone Couplers, Shielded	74.34	71.37	68.39	CALL

USP238B	Blank Sub-Panel with 2 Keystone Openings, Pre-Punched	7.97	7.65	7.33	CALL
USP231B	Blank Sub-Panel with 4 Keystone Openings, Pre-Punched	7.97	7.65	7.33	CALL
USP229B	Blank Sub-Panel with 2 ECF Style Openings, Pre-Punched	7.97	7.65	7.33	CALL

Universal Series Sub-Panels Featuring Telecom/Network Grade Connections

USP2MK-C5E-POE	Sub-Panel with 2 Category 5e PoE+ Compliant Tool-less 110 Keystone Jacks, Unshielded	30.72	29.49	28.26	CALL
USP4MK-C5E-POE	Sub-Panel with 4 Category 5e PoE+ Compliant Tool-less 110 Keystone Jacks, Unshielded	53.65	51.50	49.36	CALL
USP2MK-SC5E-POE	Sub-Panel with 2 Category 5e PoE+ Compliant Tool-less 110 Keystone Jacks, Shielded	33.85	32.50	31.14	CALL
USP4MK-SC5E-POE	Sub-Panel with 4 Category 5e PoE+ Compliant Tool-less 110 Keystone Jacks, Shielded	59.90	57.50	55.11	CALL

USP2MK-C6-POE	Sub-Panel with 2 Category 6 PoE+ Compliant Tool-less 110 Keystone Jacks, Unshielded	34.89	33.49	32.10	CALL
USP4MK-C6-POE	Sub-Panel with 4 Category 6 PoE+ Compliant Tool-less 110 Keystone Jacks, Unshielded	61.98	59.50	57.02	CALL
USP2MK-SC6-POE	Sub-Panel with 2 Category 6 PoE+ Compliant Tool-less 110 Keystone Jacks, Shielded	35.93	34.49	33.06	CALL
USP4MK-SC6-POE	Sub-Panel with 4 Category 6 PoE+ Compliant Tool-less 110 Keystone Jacks, Shielded	64.07	61.51	58.94	CALL

USP2MK-C6A-POE	Sub-Panel with 2 Category 6a PoE+ Compliant Tool-less 110 Keystone Jacks, Unshielded	36.98	35.50	34.02	CALL
USP4MK-C6A-POE	Sub-Panel with 4 Category 6a PoE+ Compliant Tool-less 110 Keystone Jacks, Unshielded	66.15	63.50	60.86	CALL
USP2MK-SC6A-POE	Sub-Panel with 2 Category 6a PoE+ Compliant Tool-less 110 Keystone Jacks, Shielded	36.98	35.50	34.02	CALL
USP4MK-SC6A-POE	Sub-Panel with 4 Category 6a PoE+ Compliant Tool-less 110 Keystone Jacks, Shielded	68.24	65.51	62.78	CALL

USP2ECF-C5E-POE	Sub-Panel with 2 ECF Kit Category 5e PoE+ Compliant Tool-less 110 Keystone Jacks, Unshielded	38.02	36.50	34.98	CALL
USP2ECF-SC5E-POE	Sub-Panel with 2 ECF Kit Category 5e PoE+ Compliant Tool-less 110 Keystone Jacks, Shielded	41.14	39.49	37.85	CALL

USP2ECF-C6-POE	Sub-Panel with 2 ECF Kit Category 6 PoE+ Compliant Tool-less 110 Keystone Jacks, Unshielded	42.19	40.50	38.81	CALL
USP2ECF-SC6-POE	Sub-Panel with 2 ECF Kit Category 6 PoE+ Compliant Tool-less 110 Keystone Jacks, Shielded	43.23	41.50	39.77	CALL

USP2ECF-C6A-POE	Sub-Panel with 2 ECF Kit Category 6a PoE+ Compliant Tool-less 110 Keystone Jacks, Unshielded	44.27	42.50	40.73	CALL
USP2ECF-SC6A-POE	Sub-Panel with 2 ECF Kit Category 6a PoE+ Compliant Tool-less 110 Keystone Jacks, Shielded	45.31	43.50	41.69	CALL



Item #	Description	1-9	10-24	25-99	100+
--------	-------------	-----	-------	-------	------

Universal Series Sub-Panels Featuring Telecom, USB and Firewire Connections

This Universal sub-panel series offers connections for today's modern computer systems. Installers can choose the sub-panel that fits their specific connection needs. Panels come in a choice of feed-thru style couplers with either 2 or 4 connections per panel. A blank panel with ECF Series style openings is available for further customization. All panels are black steel and come equipped with four pre-tapped holes to accept the four 6-32 mounting screws which are supplied.

USP2ECF4SB	Sub-Panel with 2 RJ11 (6x4) Couplers, Straight Wired	19.21	18.44	17.67	CALL
USP2ECF6SB	Sub-Panel with 2 RJ12 (6x6) Couplers, Straight Wired	22.31	21.42	20.53	CALL
USP2ECF8SKB	Sub-Panel with 2 RJ45 (8x8) Couplers, Straight Wired	29.08	27.92	26.75	CALL
USP2ECF-UABB	Sub-Panel with 2 USB Type A to Type B Couplers	22.85	21.94	21.02	CALL
USP2ECF-UABSB	Sub-Panel with 2 USB Type A to Type B Couplers, Shielded	24.90	23.90	22.91	CALL
USP2ECF-94MSB	Sub-Panel with 2 Firewire Type 1 Couplers, Shielded	43.65	41.90	40.16	CALL
USP229B	Blank Sub-Panel with 2 ECF Style Openings, Pre-Punched	7.97	7.65	7.33	CALL

Universal Series Sub-Panels Featuring GPIB (IEEE-488) Couplers and Switch Boxes

This Universal sub-panel series offers couplers and switch boxes for IEEE-488 cabling installations. Panels come with either a standard GPIB coupler or a reverse entry style coupler mounted. We also carry a line of GPIB Switch Boxes that can be mounted into the Universal Series Master Frames. All panels are black steel and come equipped with four pre-tapped holes to accept the four 6-32 mounting screws which are supplied.

USP24BFB	Sub-Panel with 1 IEEE-488 (GPIB) Normal Entry Coupler	44.59	42.81	41.02	CALL
USP24BFRB	Sub-Panel with 1 IEEE-488 (GPIB) Reverse Entry Coupler	44.59	42.81	41.02	CALL

Universal Series Sub-Panels Featuring Binding Post Connections for Test Applications

This Universal sub-panel series offers connections for test applications. All panels are black steel and come equipped with four pre-tapped holes to accept the four 6-32 mounting screws which are supplied.

USP-BPRB	Sub-Panel with Binding Post Pair, Black/Red	14.04	13.48	12.92	CALL
----------	---	-------	-------	-------	------

Universal Series Sub-Panel Accessories

Users can keep extra adapters handy with the optional drawer that fits into any one of the 6 Master Rack sub-panel openings. A D-Ring style cable manager mounted to a sub-panel is also available allowing for another convenient way to secure cables on the rack panel.

USP-CM134B	Sub-Panel Mounted Cable D-Ring	21.70	20.83	19.96	CALL
------------	--------------------------------	-------	-------	-------	------



Item #	Description	1-9	10-24	25-99	100+
--------	-------------	-----	-------	-------	------

Universal Series Sub-Panels Featuring Coaxial and Mini DIN Couplers

This Universal sub-panel series offers connections for data transmission over coaxial and DIN style connectors. Installers can choose the sub-panel that fits their specific connection needs. Panel choices offer feed-thru style couplers in either 2 or 4 connections per panel. Blank panels are also available for further customization. All panels come equipped with four pre-tapped holes to accept the four 6-32 mounting screws which are supplied.

USP2BB	Sub-Panel with 2 BNC Couplers	21.06	20.22	19.38	CALL
USP4BB	Sub-Panel with 4 BNC Couplers	30.83	29.60	28.36	CALL
USP2BDB	Sub-Panel with 2 BNC Couplers, Insulated	25.11	24.11	23.10	CALL
USP4BDB	Sub-Panel with 4 BNC Couplers, Insulated	31.99	30.71	29.43	CALL
USP2MD6B	Sub-Panel with 2 Mini DIN 6 Couplers	40.41	38.79	37.18	CALL
USP4MD6B	Sub-Panel with 4 Mini DIN 6 Couplers	50.31	48.30	46.29	CALL
USP2RCAB	Sub-Panel with 2 RCA Couplers, Red/White	22.12	21.24	20.35	CALL
USP3RCAB	Sub-Panel with 3 RCA Couplers, Yellow/Red/White	29.08	27.92	26.75	CALL
USP3RCA-CB	Sub-Panel with 3 RCA Couplers, Green/Blue/Red	19.39	18.61	17.84	CALL
USP1SVID2RCAB	Sub-Panel with 1 Mini DIN 4 and 2 RCA Couplers	34.46	33.08	31.70	CALL
USP2TB	Sub-Panel with 2 TNC Couplers	20.34	19.53	18.71	CALL
USP2TDB	Sub-Panel with 2 TNC Couplers, Insulated	22.31	21.42	20.53	CALL
USP2FDB	Sub-Panel with 2 Type F Couplers, Insulated	16.47	15.81	15.15	CALL
USP1NB	Sub-Panel with 1 Type N Coupler	20.98	20.14	19.30	CALL
USP2NB	Sub-Panel with 2 Type N Couplers	25.98	24.94	23.90	CALL
USP3NB	Sub-Panel with 3 Type N Couplers	30.98	29.74	28.50	CALL
USP4NB	Sub-Panel with 4 Type N Couplers	35.98	34.54	33.10	CALL
USP-A1	Blank Sub-Panel with (1) 0.5" (1.3cm) D-Hole, Black Aluminum	8.26	7.93	7.60	CALL
USP-A2	Blank Sub-Panel with (2) 0.5" (1.3cm) D-Holes, Black Aluminum	8.26	7.93	7.60	CALL
USP-A4	Blank Sub-Panel with (4) 0.5" (1.3cm) D-Holes, Black Aluminum	8.26	7.93	7.60	CALL
USP221B	Blank Sub-Panel with (1) 0.5" (1.3cm) D-Hole, Black Steel	6.50	6.24	5.98	CALL
USP222B	Blank Sub-Panel with (2) 0.5" (1.3cm) D-Holes, Black Steel	8.86	8.51	8.15	CALL
USP223B	Blank Sub-Panel with (3) 0.5" (1.3cm) D-Holes, Black Steel	6.82	6.55	6.27	CALL
USP224B	Blank Sub-Panel with (4) 0.5" (1.3cm) D-Holes, Black Steel	6.82	6.55	6.27	CALL
USP244B	Blank Sub-Panel with (1) 0.630" (1.6cm) D-Hole, Black Steel	11.98	11.50	11.02	CALL
USP245B	Blank Sub-Panel with (2) 0.630" (1.6cm) D-Holes, Black Steel	11.98	11.50	11.02	CALL
USP246B	Blank Sub-Panel with (3) 0.630" (1.6cm) D-Holes, Black Steel	11.98	11.50	11.02	CALL
USP247B	Blank Sub-Panel with (4) 0.630" (1.6cm) D-Holes, Black Steel	11.98	11.50	11.02	CALL



Item #	Description	1-9	10-24	25-99	100+
--------	-------------	-----	-------	-------	------

Universal Series Sub-Panels Featuring D-Sub Connections

This Universal sub-panel series offers connections for D-Sub style cables. Installers can choose the sub-panel that fits their specific connection needs. Panel choices are available with up to 2 feed-thru style couplers per panel. Blank panels are available for further customization. All panels come equipped with four pre-tapped holes to accept the four 6-32 mounting screws which are supplied.

USP2DB9FB	Sub-Panel with 2 DB9 Female Couplers	20.36	19.55	18.73	CALL
USP2HDB15FB	Sub-Panel with 2 HD15 Female Couplers	27.42	26.32	25.23	CALL
USP2DB15FB	Sub-Panel with 2 DB15 Female Couplers	22.85	21.94	21.02	CALL
USP2HDB26FB	Sub-Panel with 2 HD26 Female Couplers	39.23	37.66	36.09	CALL
USP2DB25FB	Sub-Panel with 2 DB25 Female Couplers	25.13	24.12	23.12	CALL
USP2HDB44FB	Sub-Panel with 2 HD44 Female Couplers	36.21	34.76	33.31	CALL
USP-DB9-25FB	Sub-Panel with 1 DB9 and 1 DB25 Female Coupler	22.85	21.94	21.02	CALL
USP-DB37FB	Sub-Panel with 1 DB37 Female Coupler	18.26	17.53	16.80	CALL
USP1DB50F	Sub-Panel with 1 DB50 Female Coupler	27.98	26.86	25.74	CALL
USP1HD78F	Sub-Panel with 1 HD78 Female Coupler	34.98	33.58	32.18	CALL
USP232B	Blank Sub-Panel with 2 DB9/HD15 Cutouts	7.97	7.65	7.33	CALL
USP230B	Blank Sub-Panel with 2 DB15/HD26 Cutouts	7.97	7.65	7.33	CALL
USP234B	Blank Sub-Panel with 2 DB25/HD44 Cutouts	7.97	7.65	7.33	CALL
USP242B	Blank Sub-Panel with 1 DB37/HD62 Cutout	7.97	7.65	7.33	CALL
USP250B	Blank Sub-Panel with 1 DB50/HD78 Cutout	7.97	7.65	7.33	CALL

Universal Series Audio/Video Sub-Panels

Design and build your own custom rack panel using simple pre-fabricated sub-panels. These steel sub-panels feature a variety of couplers and connectors with a black matte finish. Supplied with four 6-32 screws for quick installation into L-com's Universal Master Rack Frame.

USP2HDB	Sub-Panel with 2 HDMI Female Couplers	37.04	35.56	34.08	CALL
USP2DVIB	Sub-Panel with 2 DVI Female Couplers	45.30	43.49	41.68	CALL
USP2XLRM	Sub-Panel with 2 XLR Male Connectors	22.62	21.72	20.81	CALL
USP2XLRF	Sub-Panel with 2 XLR Female Connectors	24.22	23.25	22.28	CALL
USP2XLRMF	Sub-Panel with 1 XLR Male Connector and 1 XLR Female Connector	24.22	23.25	22.28	CALL
USP2-35MM	Sub-Panel with 2 3.5mm Audio Couplers	28.45	27.31	26.17	CALL
USP4-35MM	Sub-Panel with 4 3.5mm Audio Couplers	25.85	24.82	23.78	CALL



Item #	Description	1-9	10-24	25-99	100+
--------	-------------	-----	-------	-------	------

Universal Series Sub-Panels Featuring Fiber Optic Couplers

This Universal sub-panel series offers connections for fiber networks. Panel choices available in ST, SC, LC or FC coupler configurations. All panels are black steel and come equipped with four pre-tapped holes to accept the four 6-32 mounting screws which are supplied.

USP2FOPTB	Sub-Panel with 2 Simplex ST Couplers	18.31	17.58	16.85	CALL
USP4FOPTB	Sub-Panel with 4 Simplex ST Couplers	29.27	28.10	26.93	CALL
USP1FOPT-DSCB	Sub-Panel with 1 Duplex SC Coupler	21.54	20.68	19.82	CALL
USP2FOPT-DSCB	Sub-Panel with 2 Duplex SC Couplers	26.60	25.54	24.47	CALL
USP1FOPT-LCSDB	Sub-Panel with 1 Duplex LC Coupler	21.70	20.83	19.96	CALL
USP2QD-MM	Sub-Panel with 2 Multimode Quad LC Couplers	36.08	34.64	33.19	CALL
USP2QD-SM	Sub-Panel with 2 Single mode Quad LC Couplers	58.52	56.18	53.84	CALL
USP2FC-APC	Sub-Panel with 2 Simplex APC FC Couplers	32.34	31.05	29.75	CALL
USP4FC-APC	Sub-Panel with 4 Simplex APC FC Couplers	51.78	49.71	47.64	CALL
USP1DSC-APC	Sub-Panel with 1 Duplex APC SC Coupler	37.24	35.75	34.26	CALL
USP2DSC-APC	Sub-Panel with 2 Duplex APC SC Couplers	46.89	45.01	43.14	CALL
USP251B	Blank Sub-Panel with (2) 0.385" (1.0cm) Double-D Holes	7.98	7.66	7.34	CALL
USP252B	Blank Sub-Panel with (4) 0.385" (1.0cm) Double-D Holes	7.98	7.66	7.34	CALL
USP253B	Blank Sub-Panel with 1 Duplex SC/Quad LC Coupler Cutout	7.98	7.66	7.34	CALL
USP254B	Blank Sub-Panel with 2 Duplex SC/Quad LC Coupler Cutouts	7.98	7.66	7.34	CALL
USP255B	Blank Sub-Panel with 1 MTRJ Coupler Cutout	7.98	7.66	7.34	CALL
USP256B	Blank Sub-Panel with 1 Duplex LC Coupler Cutout	7.98	7.66	7.34	CALL

Universal Series Master Rack Panel Pre-Populated with USP Series Fiber Optic Sub-Panels

These Master Rack Panels come with our USP Series Fiber Sub-panels already pre-installed. Available in 12 and 24 Port configurations, these panels are offered in SC or ST versions. These panels provide a straight out of the box solution to many connectivity needs. No need for assembly on site, just install these panels on your rack and start patching in your cables right away.

UPR35-6DSCB	3.50" (8.9cm) Universal Rack Panel, 6 Duplex SC Couplers	192.94	185.22	177.50	CALL
UPR35-12DSCB	3.50" (8.9cm) Universal Rack Panel, 12 Duplex SC Couplers	212.06	203.58	195.10	CALL
UPR35-12STB	3.50" (8.9cm) Universal Rack Panel, 12 ST Couplers	163.18	156.65	150.13	CALL
UPR35-24STB	3.50" (8.9cm) Universal Rack Panel, 24 ST Couplers	178.10	170.98	163.85	CALL

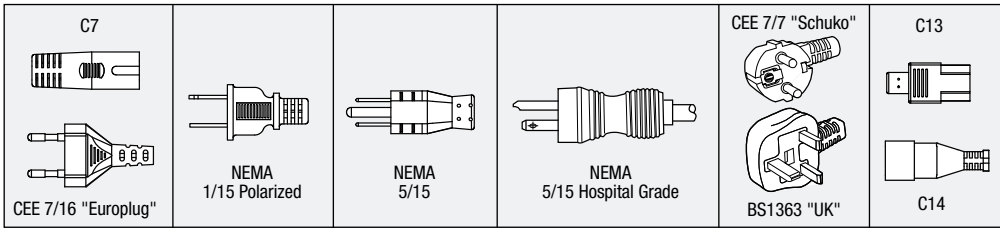
Universal Rack Panel with 6 Type N Coaxial Grounded Couplers, 50 Ohm

L-com's Universal Sub-Panel system offers you an easy way to configure a customized rack panel with various connectors. This rack frame comes pre-loaded with six Type N Coaxial coupler panels.

UPR35-1NB	3.50" (8.9cm) Universal Rack Panel, 6 Type N Coaxial Couplers	172.88	165.96	159.05	CALL
-----------	---	--------	--------	--------	------

Note: Type N Coupler Grounded to Sub-Panel & Sub-Panel Mounting Screws. Each of the 6 Sub-Panels are electrically isolated from each other.

Power Cord Identification Guide



Item #	Description	1-9	10-24	25-99	100+
--------	-------------	-----	-------	-------	------

Domestic and International Power Cords - UL/CSA or European Approved

L-com stocks several popular external power cords for domestic, international and medical applications. All assemblies are fully molded and meet the required safety specifications.

Domestic LSZH Power Cords - UL/CSA Approved

LSZH (Low Smoke Zero Halogen) versions of our Standard North American N5/15 to C13 power cords in 2 & 3 meter lengths. Available in three gauges 18 AWG, 16 AWG & 14 AWG to meet your particular power requirements.

LCPWR16Z-2M	LSZH Power Cord SJE3 - 16 AWG, N5/15 - C13 Black, 2m (6.6ft)	19.57	18.79	18.00	CALL
LCPWR14Z-2M	LSZH Power Cord SJE3 - 14 AWG, N5/15 - C13 Black, 2m (6.6ft)	25.68	24.65	23.63	CALL

Domestic Power Cords - UL/CSA Approved

Connector options include N1/15 to C7, N5/15 to regular and locking C13 and pigtail end. Heavy duty 18 AWG cable, color is black.

PCM1000	Power Cord SPT2 - 18 AWG, N1/15 - C7 Black, 2m (6.6ft)	6.56	6.30	6.04	CALL
PCM1010	Power Cord SVT3 - 18 AWG, N5/15 - Pigtail Black, 2m (6.6ft)	7.97	7.65	7.33	CALL
PCM1012	Power Cord SVT3 - 18 AWG, N5/15 - C13 Black, 2.3m (7.6ft)	7.36	7.07	6.77	CALL
PCM1014	Power Cord SJT3 - 18 AWG, N5/15 - C13 Black, 3m (9.8ft)	10.00	9.60	9.20	CALL
LC-PWRN15LK-6	Locking IEC Power Cord SJT3 - 18 AWG, N5/15 - Locking C13 Black, 1.8m (6.0ft)	15.58	14.96	14.33	CALL

Hospital Grade Power Cords - UL/CSA Approved

Connector options are Hospital Grade N5/15 molded gray/clear and black to regular and locking C13. Heavy duty 18 AWG cable, colors are gray and black.

PCM1050	Power Cord SJT3 - 18 AWG, N5/15 - Hospital Grade Gray Mold - C13 Gray, 3.1m (10.0ft)	12.19	11.70	11.21	CALL
PCM1052	Power Cord SJT3 - 18 AWG, N5/15 - Hospital Grade Clear Mold - C13 Gray, 3.1m (10.0ft)	14.98	14.38	13.78	CALL
LC-PWRN15HLK-10	Locking IEC Cord SJT3 - 18 AWG, N5/15 Hospital Grade - Locking C13 Black, 3.1m (10.0ft)	27.83	26.72	25.60	CALL

International Power Cords - Meets VDE and Several other Approvals

Connector options are CEE 7/7 to C13, EN50075/XVI (CEE 7/16 "Europlug" Type C) to C7 and BS1363 to locking C13, color is black.

PCM1020	Power Cord H05VVF3G - 18 AWG, CEE 7/7 - C13 Black, 2.5m (8.2ft)	12.07	11.59	11.10	CALL
PCM1030	Power Cord H03VVH2F2 - 21 AWG, CEE 7/16 - C7 Black, 1.8m (6.0ft)	7.57	7.27	6.96	CALL
LC-PWRUKLK-2M	Locking IEC Power Cord H05VVF3G - 21 AWG, BS1363 - Locking C13 Black, 1.8m (6.0ft)	21.57	20.71	19.84	CALL

Universally Approved Jumper Cords - Domestic and European Approved, UL/CSA, VDE

Connector options are C14 to regular and locking C13, heavy duty 18 AWG cable, color is black.

PCM1040	Power Cord SJT3 - 18 AWG, C14 - C13 Black, 1m (3.3ft)	8.23	7.90	7.57	CALL
PCM1042	Power Cord SJT3 - 18 AWG, C14 - C13 Black, 2m (6.6ft)	10.14	9.73	9.33	CALL
PCM1044	Power Cord SJT3 - 18 AWG, C14 - C13 Black, 3m (9.8ft)	12.05	11.57	11.09	CALL
LC-PWRIC14LK-6	Locking IEC Power Cord SJT3 - 18 AWG, C14 - Locking C13 Black, 1.8m (6.0ft)	19.67	18.88	18.10	CALL

Switching Power Supplies, Power Cords, PoE Power Supplies and Lighter Power Adapters

We offer a broad range of switching power supplies which support 110/220 VAC operation. Models in this series include 9 VDC, 12 VDC, 15 VDC and 48 VDC options. Additionally, PoE power supplies are available which provide data and power over a single Cat5 cable to end devices which are compliant with IEEE standard PoE pinout (Pins 4 & 5 Power+/Pins 7 & 8 Power-).

Switching Power Supplies

PS909-21R	9 VDC @ 1A (9W), 2.1mm DC Plug	12.74	12.23	11.72	CALL
PS1212-21R	12 VDC @ 1A (12W), 2.1mm Right Angle DC Plug	16.40	15.74	15.09	CALL
PS1224-21R	12 VDC @ 2A (24W), 2.1mm Right Angle DC Plug	18.36	17.63	16.89	CALL
PS1240-21R	12 VDC @ 3.33A (40W), 2.1mm Right Angle DC Plug	25.57	24.55	23.52	CALL
PS1566	15 VDC @ 4.4A (66W), 2.1mm DC Plug	109.08	104.72	100.35	CALL
PS4820-POE-1	48 VDC @ 20W, Dual RJ45 Jacks	32.78	30.81	28.85	CALL
PS4870-25R	48 VDC @ 1.5A (70W), 2.5mm Right Angle DC Plug	69.60	66.82	64.03	CALL
PS4848-25R	48 VDC @ 1A (48W) 2.5mm Right Angle DC Plug	31.98	31.34	30.70	CALL

Lighter Plug to 2.1mm Right Angle DC Plug, 3A Fuse

PS-LIGHTER-06	Cigarette Plug to 2.1mm Right Angle DC Plug, 3A Fuse, 6ft (1.8m)	11.19	10.74	10.29	CALL
---------------	--	-------	-------	-------	------

12 Volt to 48 Volt DC/DC Boost Converter (Regulator)

The PC12480.8 DC-to-DC converter is designed to convert 12VDC (12-26) battery voltage to 48VDC @ 0.85A. It is ideal for mobile applications that require 48VDC electronic equipment to be powered by converting the 12VDC (12-26) power from most cars, trucks or aircraft.

PC12480.8	12 Volt to 48 Volt DC/DC Boost Converter (Regulator)	63.99	61.43	58.87	CALL
-----------	--	-------	-------	-------	------

Accessories

PSX-EU2	EU 4/4.8mm Round to US NEMA 6-15R Flat Blades A/C Adapter	4.32	3.89	3.46	CALL
PSCORD2	2 Conductor Plug, USA/AC Power Cord, 1ft (0.3m)	4.96	4.76	4.56	CALL
PSCORD3	3 Conductor Plug, USA/AC Power Cord, 1ft (0.3m)	6.04	5.80	5.56	CALL



PD-915R
(Front View)



PD-915R
(Rear View)




Middle Atlantic 19" x 1.75" (48.3 x 4.4cm) Rackmountable Power Distribution Unit with Surge Protection

The PD-915R rackmount power distribution unit is equipped with 8 rear outlets and one front outlet. Standard equipment includes surge and spike protection, EMI filtering and a 9 foot cord. A generous 8.75" (22.2cm) depth offers easy access to the 15 amp rear panel outlets which are solidly mounted on yokes to eliminate deflection. An illuminated combination power switch/circuit breaker is located on the front panel. Occupies one rackspace, finished with a durable black powder coat. UL recognized, listing pending. **As an authorized Middle Atlantic reseller, we can bid on RFQs for any Middle Atlantic part numbers. Contact us to request a non-obligatory quote.**

Item #	System Type	Number of Outlets	Dimensions (Inches)	Rack Mounting	Shipping Weight	Price
PD-915R	Surge Only	9	7.5w x 1.75h x 8.75d	1 Space	8.5	146.00



TL-SS7415-15



TL-DNET1

Tripp Lite 16 and 24 Outlet Power Strips with Surge Suppression

These Tripp Lite power strips with AC surge suppression offer a convenient method of horizontal or vertical power distribution in equipment racks, computer rooms, workbenches, raceways and more. By utilizing these power strips you can protect connected equipment from transient surges and line noise with built-in surge suppression rated at 450 joules. Corded, multi-outlet strip reduces cabling clutter and enables the connection of multiple electrical devices to a single AC wall socket. Features rugged all-metal housing, lighted power switch with transparent guard to prevent accidental shutoff, 15A resettable circuit breaker and attractive gray housing with black output receptacles. **As an authorized Tripp Lite reseller, we can bid on RFQs for any Tripp Lite part numbers. Contact us to request a non-obligatory quote.**

Item #	System Type	Number of Outlets	Dimensions (Inches)	Shipping Weight	Price
TL-SS7415-15	Surge Only	16	48w x 1.5h x 1.5d	4.5	94.81
TL-SS7619-15	Surge Only	24	72w x 1.5h x 1.5d	6.0	112.51



TL-IBAR12
(rack mount)

Tripp Lite Network and Telephone Surge Suppressors

Protecting equipment at the power input is not complete protection. Static discharge, lightning and faulty wiring can send damaging surges through data ports. This vulnerability can be easily eliminated with an inline suppressor. In considering the cost of replacing damaged equipment and resultant lost productivity, the cost of protection is truly small. Two-year manufacturer's warranty. **As an authorized Tripp Lite reseller, we can bid on RFQs for any Tripp Lite part numbers. Contact us to request a non-obligatory quote.**

Item #	Connector	Application	Lines Protected	Peak Pulse Clamping Voltage	Maximum Current	Price
TL-DNET1	RJ45	100Base-T, 10Base-T, Token Ring, RS422, AS400	1 - 8	7.5 V	750 Amps	39.75



TL-RS1215

Tripp Lite Network Grade Rackmount Surge Suppressor

Tripp Lite's IBAR12 offers network-grade surge and noise suppression in a versatile all-metal multi-mount cabinet. Detachable mounting flanges are configurable for rackmount (1U), wallmount and under-counter installation. Features network grade AC surge suppression with EMI/RFI noise filtering. Outlets are arranged in exclusive isolated filter banks to limit noise interaction among connected items. Includes 12 outlets (2 front/10 rear), 15 ft AC power cord and guarded power switch to reduce the risk of accidental shutoff. Diagnostic LEDs indicate AC present, line fault and protection status. **As an authorized Tripp Lite reseller, we can bid on RFQs for any Tripp Lite part numbers. Contact us to request a non-obligatory quote.**

Item #	System Type	Number of Outlets	Dimensions (Inches)	Rack Mounting	Shipping Weight	Price
TL-IBAR12	Surge Only	12	17.5w x 1.75h x 4d	1 Space	6.5	160.52



TL-OFFICE300

Tripp Lite Rack Mount Power Strip

This rack mount power strip packs many useful features into a slim single rack space of 1.75" height. Outlets are conveniently located on both sides of the unit. Two-year manufacturer's warranty. **As an authorized Tripp Lite reseller, we can bid on RFQs for any Tripp Lite part numbers. Contact us to request a non-obligatory quote.**

Item #	System Type	Number of Outlets	Dimensions (Inches)	Rack Mounting	Shipping Weight	Price
TL-RS1215	Non-Surge	12	17.5w x 1.75h x 4.5d	1 Space	4.0	74.56

Note: This power strip does not provide surge or line noise protection.



TL-OFFICE500
(Front and Rear View)

Tripp Lite Internet Office Series Power Back-up System

Tripp Lite's Internet Office standby UPS systems offer complete protection from blackouts, brownouts and transient surges on both AC and dialup modem lines. The Internet Office offers complete power protection in an ultra-compact, flat-pack housing. Includes 3 battery supported outlets for computer, monitor and one vital system peripheral, plus 3 additional surge suppression-only outlets for printers and other system accessories not requiring battery support. A built-in single line RJ11 phone suppression jacks protect modem, fax machine, cordless phone or other peripheral with standard dialup phone connection. **As an authorized Tripp Lite reseller, we can bid on RFQs for any Tripp Lite part numbers. Contact us to request a non-obligatory quote.**

Item #	Capacity (VA/Watts)	System Type	Number of Outlets	Backup Time Half/Full Load	Dimensions (Inches)	Shipping Weight	Price
TL-OFFICE300	300/150	Line Interactive	6	10/4 min	2.6w x 11h x 4.5d	5.0	107.43
TL-OFFICE500	500/280	Line Interactive	6	5/17 min	4.75w x 8.25h x 7d	16.0	175.06



SU1500RTXL2UA
(Front and Rear View)

Tripp Lite SmartOnline UPS Series

Tripp Lite's SmartOnline UPS Systems provide the highest level of power protection for mission-critical applications. True on-line operation completely isolates connected equipment from all power problems: blackouts, brownouts, surges, line noise, even harmonic distortion. Double-conversion operation continually converts incoming AC power into DC power, and then resynthesizes it back into normal AC power. **As an authorized Tripp Lite reseller, we can bid on RFQs for any Tripp Lite part numbers. Contact us to request a non-obligatory quote.**

Item #	Capacity (VA/Watts)	System Type	Number of Outlets	Backup Time Half/Full Load	Dimensions (Inches)	Rack Mounting	Shipping Weight	Price
TL-SU750XL	750/600	Line Interactive	6	11/4 min	6.75w x 10h x 13.25d	No	28.7	517.19
TL-SU750RTXL2U	750/600	Line Interactive	6	11/4 min	17.5w x 3.5h x 13.5d	2 Space	29.0	571.18
SU1500RTXL2UA	1570/1200	Line Interactive	6	17/5 min	17.5w x 3.5h x 19d	2 Space	44.1	862.70
SU2200RTXL2UA	2200/1600	Line Interactive	6	18/5 min	17.5w x 3.5h x 19d	2 Space	47.4	1553.50
SU3000RTXR3U	3000/2400	Line Interactive	9	33/14 min	17.75w x 5.25h x 26d	3 Space	111.33	2104.38

Tripp Lite Smart Pro® Intelligent UPS System

The Tripp Lite Smart Pro® Intelligent UPS System is an ideal power protection solution for hubs, routers, switches, telephone systems and other critical moderate power devices. Innovative design packs battery backup and automatic voltage protection into an ultra small rack mountable package only a single rack space (1.75"/4.4cm) high. Unattended shutdown capable via an RS232 port (PowerAlert® software included). The battery replacement door is conveniently located on the front panel. Shipping weight is 18.5lb/8.4kg. Two-year manufacturer's warranty. **As an authorized Tripp Lite reseller, we can bid on RFQs for any Tripp Lite part numbers. Contact us to request a non-obligatory quote.**

Item #	Capacity (VA/Watts)	System Type	Number of Outlets	Backup Time Half/Full Load	Dimensions (Inches)	Rack Mounting	Shipping Weight	Price
TL-SMART500RT1U	500/300	Line Interactive	7	17/5 min	17.5w x 1.75h x 11.75d	1 Space	18.8	210.55



TL-SMART500RT1U

Tripp Lite Eco Series Energy-Saving Standby UPS System

The ECO550UPS, by Tripp Lite, is comprised of four battery back and surge suppression outputs and four surge suppression-only outputs, three of which offer an intelligent, power-saving design that power off any attached unused equipment. As well as a USB port (cable included) allowing for built-in power management and automatic shutdown, controlled via Tripp Lite's free PowerAlert software. Convenient audible alarm and front panel L.E.D.s offer easy status information regarding line and battery operation. The unit's 550VA/300W power allows entry-level PCs power for up to 17 minutes, mitigating data loss and allowing time for shutdown. **As an authorized Tripp Lite reseller, we can bid on RFQs for any Tripp Lite part numbers. Contact us to request a non-obligatory quote.**

Item #	Capacity (VA/Watts)	System Type	Number of Outlets	Backup Time Half/Full Load	Dimensions (Inches)	Shipping Weight	Price
ECO550UPS	550/300	Surge/Battery	8	10/3.5 min	3.1w x 10.8h x 5.7d	6.6	118.56



ECO550UPS

Tripp Lite OMNIVS1000 Tower Line-Interactive UPS System

The OMNIVS1000, by Tripp Lite, offers a tower form factor, housing six battery and surge suppression outputs along with two surge suppression-only outlets. This unit offers up to 60 minutes of power for entry-level PCs with its 1000VA/500W power supply. The unit supports battery replacement via the built-in access panel, with built-in audible alarm and 4 front panel LEDs indicate line power status, battery power status, battery low/replace status and overload. **As an authorized Tripp Lite reseller, we can bid on RFQs for any Tripp Lite part numbers. Contact us to request a non-obligatory quote.**

Item #	Capacity (VA/Watts)	System Type	Number of Outlets	Backup Time Half/Full Load	Dimensions (Inches)	Shipping Weight	Price
OMNIVS1000	1000/500	Surge/Battery	8	14/3.5 min	10.8w x 5.2h x 7.5d	18.4	237.11



OMNIVS1000

Tripp Lite BC PERSONAL Series Compact UPS System

The BC350, by Tripp Lite, offers an ultra-compact space-saving design. Six widely spaced outputs accommodate transformer plugs without blocking neighboring outlets. The unit's six outlets are comprised of three surge suppression with full battery support, and three surge suppression-only outputs. Convenient audible alarm and front panel LEDs offer easy status information regarding line and battery operation. The unit's 350VA/180W power allows entry-level PCs power for up to 12 minutes, mitigating data loss and allowing time for shutdown. **As an authorized Tripp Lite reseller, we can bid on RFQs for any Tripp Lite part numbers. Contact us to request a non-obligatory quote.**

Item #	Capacity (VA/Watts)	System Type	Number of Outlets	Backup Time Half/Full Load	Dimensions (Inches)	Shipping Weight	Price
TL-BC350	350/180	Surge/Battery	6	10/2.5 min	3w x 10.5h x 5d	10	78.72



TL-BC350

Tripp Lite AVR Series Ultra-Compact Line-Interactive UPS System

The AVR750U, by Tripp Lite, offers an uninterruptible, professional and consumer level, power supply solution in an ultra-compact design. The ability to switch to backup battery power within milliseconds allows connected equipment smooth and continuous operation during power interruption. The unit is comprised of six surge suppression and battery backup outputs and six surge suppression-only outlets. As well as a USB port allowing for built-in power management and automatic shutdown, controlled via Tripp Lite's free PowerAlert software. **As an authorized Tripp Lite reseller, we can bid on RFQs for any Tripp Lite part numbers. Contact us to request a non-obligatory quote.**

Item #	Capacity (VA/Watts)	System Type	Number of Outlets	Backup Time Half/Full Load	Dimensions (Inches)	Shipping Weight	Price
AVR750U	750/450	Surge/Battery	12	10/3 min	4w x 12h x 7d	15.3	124.15



AVR750U

Tripp Lite SMARTPRO Series 2U Rack/Tower UPS System

The SMART1500LCD, by Tripp Lite, is a digital UPS System offering voltage regulation, surge suppression and long-lasting battery support via 1500VA/900W. Multiple configurations; upright tower, flat shelf-mount or 2U rack-mount installation in attractive all-black cabinet design. Built-in USB and DB9 serial port enables optional unattended system shutdown in case of extended power failure (cabling included). Built-in audible alarm and large LCD front panel voltage display indicates line power status, battery power status, battery low/replace status and voltage boost operation. **As an authorized Tripp Lite reseller, we can bid on RFQs for any Tripp Lite part numbers. Contact us to request a non-obligatory quote.**

Item #	Capacity (VA/Watts)	System Type	Number of Outlets	Backup Time Half/Full Load	Dimensions (Inches)	Shipping Weight	Price
SMART1500LCD	1500/900	Line Interactive	8	13/3.5 min	17.3w x 3.5h x 10.5d	33.4	365.38



SMART1500LCD

Tripp Lite BCPRO Series Desktop UPS Systems

Tripp Lite's BCPR0600 standby UPS system offers surge suppression and long lasting battery support for personal computers, internet working equipment and other sensitive electronics. Internal UPS circuits support entry level PC systems for up to 45 minutes during power failures and brownouts so that connected equipment can be shutdown without data loss. Includes 3 battery supported outlets for computer, monitor and one vital system peripheral, plus 3 additional surge suppression-only outlets for printers and other system accessories not requiring battery support. USB port enables optional unattended system shutdown without data loss in the case of extended power failure, USB cable included. **As an authorized Tripp Lite reseller, we can bid on RFQs for any Tripp Lite part numbers. Contact us to request a non-obligatory quote.**

Item #	Capacity (VA/Watts)	System Type	Number of Outlets	Backup Time Half/Full Load	Dimensions (Inches)	Shipping Weight	Price
TL-BCPR0600	600/345	Line Interactive	6	14.5/5.7 min	5.2w x 10.8h x 7.5d	17.2	150.09

TL-BCPR0600
(Front and Rear View)



ETHERNET MEDIA CONVERTERS

What is an Ethernet Media Converter?

An Ethernet Media Converter is a network device used to extend network connection beyond the 100 meter maximum segment length of traditional copper UTP/STP Ethernet cabling. It is also useful if EMI/RFI emissions or interference are of concern as the device will convert the electrical data signals into light pulses that will travel over the fiber optic cabling. This has two additional benefits. It electrically isolates both network nodes from each other eliminating any ground loop concerns or voltage spikes from lightning. It also provides a measure of security to your network transmissions as it is virtually impossible to tap into the transmitted signal without detection.

How is an Ethernet Media Converter used?

Ethernet Media Converters typically have two types of ports; one for the copper (UTP/STP) side of the conversion, (usually an RJ45 jack), and one for fiber side, which can vary depending on the unit (usually ST, SC or LC). Once you have selected the media converter that meets your needs, you simply plug your copper network cable into the RJ45 jack and then make your connection to your Fiber optic cabling. For the majority of unmanaged Ethernet Media Converters once you power up the unit you are done with your installation.

Where are Ethernet Media Converters used?

Ethernet Media Converters are used when long network runs are required that exceed the 100 meter maximum segment length of traditional copper UTP/STP such as large Corporate or University campuses, large high rise buildings or Municipal buildings that cover a wide area or wherever ground loops or voltage spikes from lightning may be cause for concern. You will also find these products wherever intense EMI/RFI which could interfere with your network is present such as Industrial/Manufacturing Facilities or in environments where the introduction of stray electrical signals are strictly regulated such as hospitals, clean rooms and aircraft just to provide a few examples.

Distance Limitations of Copper and Fiber Optic Network Cabling Types:

Cable Type	Distance Limitation	Cable Type	Distance Limitation
Category 5/5e/6 UTP and STP cable	100 Meters Max.	Multimode Fiber Cable 50/125µ	2 Km Max. (550m for some Gigabit applications)
Multimode Fiber Cable 62.5/125µ	2 Km Max. (220m for some Gigabit applications)	Single mode Fiber Cable 9/125µ	*15 Km to 80 Km (Typical)

***Note:** Some Single mode fiber media converters can extend up to 100 Km. These devices use special high powered laser transceivers to achieve these distances.

Form Factors

There are typically three styles of Ethernet Media Converters, 1) Standalone units with completely enclosed cases, 2) Card based chassis only models and 3) DIN Rail Mount Industrial Models. Standalone converters are typically used in locations where only

one or two conversions are needed. The chassis based options are often used in large MDF or IDF locations where multiple fiber links are converted to UTP. The DIN Rail Mount Industrial Ethernet Media Converters as the name would suggest are used in

large manufacturing plants where the harsh conditions and limited space and power options make it ideally suited. Note: some standalone unmanaged models can also be used in special multi-slot chassis designed specifically for them.



Standalone



Chassis

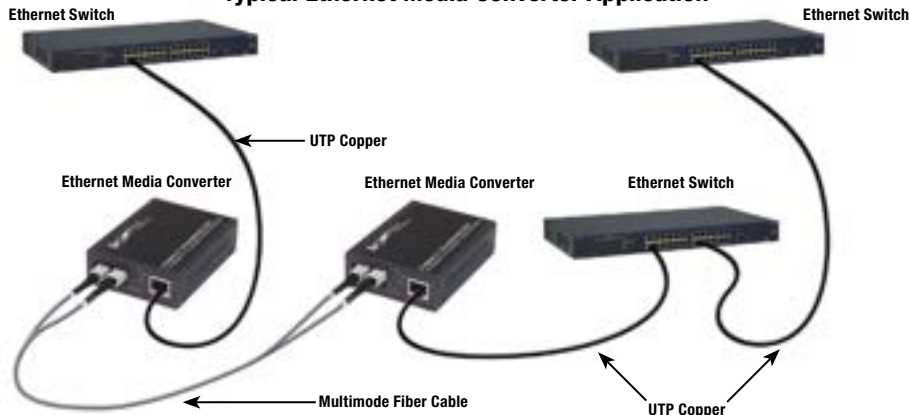


Industrial

Managed and Unmanaged

Unmanaged or "plug and play" Ethernet Media Converters are easy to install and trouble shoot. The disadvantage with unmanaged converters is when a network issue is occurring, there is no way to access the Ethernet Media Converter to see exactly what might be causing the issue. Many chassis based Ethernet Media Converter solutions feature an option for an SNMP card that shows statistics and overall health of all the media converters in the chassis. This is helpful when you have multiple chassis filled with Ethernet Media Converters in a large data center. Additionally there are some standalone converters on the market today that support SNMP management.

Typical Ethernet Media Converter Application



Item #	Description	Maximum Segment Length	List Price
--------	-------------	------------------------	------------

L-com 10Base-T RJ45 to 10Base-5 DB15M AUI Media Converter/Transceiver

L-com's Super-Slim 10Base-T transceiver is small & lightweight, designed to connect your existing Thick Ethernet Adapter Card to a 10Base-T UTP network. This super-slim model accommodates installation into narrow slot spaces typically found in older SUN SPARC™, IBM®, RISC/6000™ and old Apple Macintosh™ systems. The transceiver converts 10Base-5 signals via a DB15M/AUI connector to a standard RJ45 Jack for 10Base-T Ethernet transmission over Unshielded Twisted-Pair (UTP) cable. Port powered, no external power required.

LCTP-10BT-10B5	L-com Ethernet Media Converter/Transceiver, 10Base-T RJ45 to 10Base-5 DB15M AUI	100m/500m	60.66
----------------	---	-----------	-------



L-com 10Base-T RJ45 to 10Base-2 Thinnet Coax BNC Media Converter

L-com's 10Base-T RJ45 to 10Base-2 media converter is designed to connect your existing Thin Ethernet adapter card or Thin Ethernet Network to a 10Base-T UTP network. This converter repeats signals from Thin Ethernet for transmission over Unshielded Twisted-Pair (UTP) cable to a 10Base-T hub. Powered by an external 12V DC 1.0A power supply (included).

LCTP-10BT-10B2	L-com Ethernet Media Converter, 10Base-T RJ45 to 10Base-2 Thinnet Coax BNC	100m/185m	114.71
----------------	--	-----------	--------



L-com 10/100TX to 100FX Fast Ethernet Media Converters

L-com's LCMC series of economical plug and play media converters are the perfect solution for extending Ethernet LANs. These robust media converters support half and full duplex operation, and feature easy to read system status LEDs. These converters are powered by an external 5V DC power supply (included).

LCMC-MC-2	L-com Ethernet Media Converter 10/100TX RJ45 to 100FX Multimode Duplex SC	100m/2km	71.69
LCMC-SA-25	L-com Ethernet Media Converter 10/100TX RJ45 to 100FX Single mode Duplex SC	100m/25km	108.12
LCMC-SA-40	L-com Ethernet Media Converter 10/100TX RJ45 to 100FX Single mode Duplex SC	100m/40km	152.25
LCMC-SA-60	L-com Ethernet Media Converter 10/100TX RJ45 to 100FX Single mode Duplex SC	100m/60km	174.31
LCMC-SA-80	L-com Ethernet Media Converter 10/100TX RJ45 to 100FX Single mode Duplex SC	100m/80km	258.42



L-com 10/100/1000TX to 1000FX ST/SC Gigabit Ethernet Media Converters

L-com's LC-MCGxx-XX line of gigabit ethernet media converters offer users a cost effective solution to extend their gigabit network over fiber optic cabling to a maximum distance up to 20km. Our LC-MCGxx-XX series of media converters are fully compliant with IEEE802.3, IEEE802.3U, IEEE802.3ab, 10/100/1000Base-Tx, and IEEE802.3z 1000Base-SX/LX standards. They can be used as standalone converters or installed into our LC-MCC14AA 14 slot media converter chassis. Operation status can be locally monitored through a set of diagnostic LEDs located on the front panel. These converters are powered by an external 5V DC power supply (included).

LC-MCGMM-ST	L-com Ethernet Media Converter 10/100/1000TX RJ45 to 1000SX Multimode ST	100m/2km	93.76
LC-MCGMM-SC	L-com Ethernet Media Converter 10/100/1000TX RJ45 to 1000SX Multimode SC	100m/2km	93.76



LC-MCGSM-ST	L-com Ethernet Media Converter 10/100/1000TX RJ45 to 1000LX Single mode ST	100m/20km	130.18
LC-MCGSM-SC	L-com Ethernet Media Converter 10/100/1000TX RJ45 to 1000LX Single mode SC	100m/20km	130.18



L-com 10/100/1000TX to 1000SX/LX (SFP) Slot Gigabit Ethernet Media Converter

L-com's LC-MCGSFP gigabit Ethernet media converter is designed to meet the various needs for extending your network and is able to extend a copper based network via fiber cable to a maximum distance up to 80km. Our LC-MCGSFP is fully compliant with IEEE802.3, IEEE802.3U, IEEE802.3ab, 10/100/1000Base-Tx, and IEEE802.3z 1000Base-SX/LX standards. It can be used as a standalone converter or installed into our LC-MCC14AA Series 14 slot media converter chassis. Operation status can be locally monitored through a set of diagnostic LEDs located on the front panel. Powered by an external 5V DC power supply (included).

LC-MCGSFP	L-com Ethernet Media Converter 10/100/1000TX RJ45 to Single SFP Socket		90.67
-----------	--	--	-------



LC-SFPMM-220-550M	L-com SFP Module Multimode Duplex LC (850nm)	220/550m	41.93
LC-SFPMM-2	L-com SFP Module Multimode Duplex LC (1310nm)	2km	52.97

LC-SFPSM-10	L-com SFP Module Single mode Duplex LC (1310nm)	10km	79.42
LC-SFPSM-20	L-com SFP Module Single mode Duplex LC (1310nm)	20km	85.72
LC-SFPSM-40	L-com SFP Module Single mode Duplex LC (1310nm)	40km	96.89
LC-SFPSM-60	L-com SFP Module Single mode Duplex LC (1550nm)	60km	108.59
LC-SFPSM-80	L-com SFP Module Single mode Duplex LC (1550nm)	80km	119.81



LC-SFP-CAP	L-com SFP Module Replacement Cap, Pkg/10		8.98
------------	--	--	------



L-com 10/100TX to 100FX Industrial Fast Ethernet Media Converters (24 VDC)

L-com offers a series of plug and play industrial Ethernet media converters which feature dual 10/100TX RJ45 ports as well as one duplex SC fiber port. The LCMC series consist of multimode and single mode versions with optics supporting up to 80 kilometers over single mode for long haul industrial media converter applications. Each unit is powered by an external 24V DC power supply (sold separately) and is 35mm DIN rail mountable. Easy to read LEDs provide at-a-glance systems status information. Operating temperature -40°C to +70°C (-40°F to 158°F).

LCMC-M-2	L-com Industrial Ethernet Media Converter (2) 10/100TX to 100FX Multimode Duplex SC 2km	183.57
----------	---	--------

LCMC-S-20	L-com Industrial Ethernet Media Converter (2) 10/100TX to 100FX Single mode Duplex SC 20km	273.60
LCMC-S-40	L-com Industrial Ethernet Media Converter (2) 10/100TX to 100FX Single mode Duplex SC 40km	332.56
LCMC-S-60	L-com Industrial Ethernet Media Converter (2) 10/100TX to 100FX Single mode Duplex SC 60km	613.29
LCMC-S-80	L-com Industrial Ethernet Media Converter (2) 10/100TX to 100FX Single mode Duplex SC 80km	969.59



L-com 14 Slot Media Converter Chassis with Dual Power Supplies

L-com's LC-MCC14AA 14 slot media converter chassis provides real-time power backup. Each chassis comes equipped right out of the box with dual redundant power supplies. The LC-MCC14AA chassis is compatible with any of the L-com LC-MCG series media converters found in this section. The LC-MCG series media converters can be hot-swapped to change configuration requirements or replace malfunctioning units without the need to power down the chassis.

LC-MCC14AA	L-com 14 Slot Media Converter Chassis Dual 120V - 220V AC 60/50 Hz Power Supplies	273.60
------------	---	--------



Accessories

LC-MCCPWR-AC	L-com Replacement AC Power Supply for LC-MCC14AA Chassis	62.86
LC-MCC14-BRKT	L-com Replacement Retention Bracket for LC-MCC14AA Chassis, Pkg/5	10.78
LC-MCC14-SCRW	L-com Replacement Media Converter Bracket Screw for LC-MCC14AA Chassis, Pkg/10	3.22



ETHERNET SWITCHES

designs now offer 10/100/1000 triple speed ports that auto-negotiate up to 1 Gigabit per second access. The switch uses a MAC address table to keep track of where PCs, servers or other connected devices are located. Each device has a unique MAC (Media Access Control) address "burned" into the hardware. For example; if a PC on port one needs to "talk" to a file server, the switch will look at its MAC address table and determine which port the file server is located on and send the PC's data to only that port. This effectively relieves network congestion and is able to scale as your network grows.

How is an Ethernet Switch used?

Ethernet switches typically utilize RJ45 ports for UTP or STP connectivity to PCs, servers, routers etc. Many switches also feature high speed uplink ports where modules can be purchased to connect fiber optic or UTP cabling supporting speeds of 1 Gigabit per second or more. Cables are used to plug into the ports on the switch and then into the Ethernet device (PC, router etc.) on the other end.

What is an Ethernet Switch?

An Ethernet switch is a multi-port network bridge used to connect multiple PCs, servers, laptops or other Ethernet IP enabled devices such as Networked Printers, NAS (Network Attached Storage), or IP cameras to a Local Area Network (LAN). Most switches feature 10/100 Megabit per second RJ45 ports although many newer switch

Managed and Unmanaged

Unmanaged Ethernet switches, typically referred to as "plug and play", are easy to install but do not provide port level statics, management and control that is often required in larger networks where many switches are installed. Managed switches typically feature an SNMP agent that allows port level control and statistics such as collisions, packets in, packet out etc. Some managed switches also feature filters where only certain devices, PCs etc. are allowed to communicate on a certain port of the switch. By using managed switches a network administrator can see if a port may be malfunctioning and sending bad packets onto the network and shut that port off so the whole network does not go down.

The diagram below shows a typical Ethernet Switch application



In the diagram above you can see that Ethernet switches are used for sharing resources such as printers, networked file servers and router connections to the Internet or Wide Area Network (WAN).

Accessing Scheme:	CSMA/CD - Carrier sense multiple access with Collision Detection.
Speed:	10 Mbps/100 Mbps/1000 Mbps (1 Gbps).
Network Architecture:	Bus, Star, Ring, Hybrid


Commercial Ethernet Switches

Commercial grade Ethernet switches are designed to be used in controlled environments such as an IT closet or data center. Unlike Industrial Ethernet switches, commercial grade Ethernet switches typically have more of a limited operating temperature range and often times have more moving parts such as cooling fans which could be a single point of failure (SPOF). Additionally, commercial grade switches will not stand up to shock and vibration as an Industrial Ethernet switch would. Another concern is mean time between failure (MTBF). Some commercial grade switches may have a lower MTBF than their industrial counterparts. Commercial grade switches typically cost less than industrial switches and are the perfect choice for controlled office/business environments.



Industrial Ethernet Switches

There is a class of Ethernet Switches referred to as Industrial Ethernet switches which are designed to work in harsh environments where extreme temperatures, vibration, dust and moisture are present. These Industrial rated switches generally have no moving parts such as fans and utilize components that are designed for extreme temperatures etc. In very moist environments or areas where condensation is present a conformal coating is sometimes used to cover the entire PCB to protect the components. Typical installations for Industrial Ethernet switches include manufacturing facilities, mining, oil production, power plants, waste water treatment plants and any other application where environmental extremes exist.



Item #	Description	List Price
--------	-------------	------------

L-com 10/100TX, 10/100/1000TX, 100FX & 1000FX Double and Triple Speed Industrial Ethernet Switches

L-com's IES-Series Industrial Ethernet Switch line offers ease of deployment, cost savings and robust switching. These rugged Industrial Ethernet switches feature a combination of auto-negotiating double or triple speed ports including 10/100TX RJ45, 10/100/1000TX RJ45, 100FX SC, and 1000FX SFP as well as easy to read system status LEDs. These switches are powered by an external 24V DC Industrial Power Supply, (Sold Separately) and feature standard 35mm DIN rail mounting brackets. These switches are powered by an external 24V DC Industrial Power Supply, (Sold Separately) and feature standard 35mm DIN rail mounting brackets. An IP40 aluminum alloy shell protects the part and the case's ribbed heat-removal design satisfies harsh environment and industrial requirements. The fan-less design greatly extends the mean time between failures (MTBF). The IES-series switches are unmanaged and can be installed in minutes providing industrial network connectivity for myriad applications including industrial automation, factory automation, process control networking and energy network connectivity. They support Ethernet standards such as IEEE 802.3, 802.3u and 802.3ab and compliant devices such as PLC and media converters as well as IP enabled meters, valves and drives.

3 Port & 5 Port Options

IES-MCG-SFP	IES-Series 3 Port Industrial Ethernet Switch 2x RJ45 10/100/1000TX 1x SFP 1000FX	197.37
IES-2205	IES-Series 5 Port Industrial Ethernet Switch 5x RJ45 10/100TX	113.55

6 Port Options

IES-2206-M2	IES-Series 6 Port Industrial Ethernet Switch 4x RJ45 10/100TX 2x Duplex SC 100FX Multimode 2km	262.56
IES-2206-S20	IES-Series 6 Port Industrial Ethernet Switch 4x RJ45 10/100TX 2x Duplex SC 100FX Single mode 20km	286.71
IES-2206-S40	IES-Series 6 Port Industrial Ethernet Switch 4x RJ45 10/100TX 2x Duplex SC 100FX Single mode 40km	333.15
IES-2206-S60	IES-Series 6 Port Industrial Ethernet Switch 4x RJ45 10/100TX 2x Duplex SC 100FX Single mode 60km	429.90
IES-2206G-SFP	IES-Series 6 Port Industrial Ethernet Switch 4x RJ45 10/100/1000TX 2x SFP 1000FX	287.50

8 Port Options

IES-2208	IES-Series 8 Port Industrial Ethernet Switch 8x RJ45 10/100TX	212.90
IES-2208G	IES-Series 8 Port Industrial Ethernet Switch 8x RJ45 10/100/1000TX	225.00

10 Port Options

IES-2210-M2	IES-Series 10 Port Industrial Ethernet Switch 8x RJ45 10/100TX 2x Duplex SC 100FX Multimode 2km	435.74
IES-2210-S20	IES-Series 10 Port Industrial Ethernet Switch 8x RJ45 10/100TX 2x Duplex SC 100FX Single mode 20km	477.84
IES-2210-S40	IES-Series 10 Port Industrial Ethernet Switch 8x RJ45 10/100TX 2x Duplex SC 100FX Single mode 40km	523.57
IES-2210-S60	IES-Series 10 Port Industrial Ethernet Switch 8x RJ45 10/100TX 2x Duplex SC 100FX Single mode 60km	758.58
IES-2210-S80	IES-Series 10 Port Industrial Ethernet Switch 8x RJ45 10/100TX 2x Duplex SC 100FX Single mode 80km	1163.94
IES-2210-SFP	IES-Series 10 Port Industrial Ethernet Switch 8x RJ45 10/100TX 2x SFP 1000FX	370.00
IES-2210-M2-SFP	IES 10 Port Industrial Switch 4x RJ45 10/100TX 4x Duplex SC 100FX Multimode 2km 2x SFP 1000FX	572.50
IES-2210-S20-SFP	IES 10 Port Industrial Switch 4x RJ45 10/100TX 4x Duplex SC 100FX Single mode 20km 2x SFP 1000FX	2817.78
IES-2210G	IES-Series 10 Port Industrial Ethernet Switch 8x RJ45 10/100TX 2x RJ45 10/100/1000TX	395.00
IES-2210G-SFP	IES-Series 10 Port Industrial Ethernet Switch 8x RJ45 10/100/1000TX 2x SFP 1000FX	437.50

12 Port & 16 Port Options

IES-2212G-SFP	IES-Series 12 Port Industrial Ethernet Switch 8x RJ45 10/100/1000TX 4x SFP 1000FX	695.00
IES-2216	IES-Series 16 Port Industrial Ethernet Switch 16x RJ45 10/100TX	505.26

20 Port Options

IES-2220-M2	IES-Series 20 Port Industrial Ethernet Switch 16x RJ45 10/100TX 4x Duplex SC 100FX Multimode 2km	877.02
IES-2220-S20	IES-Series 20 Port Industrial Ethernet Switch 16x RJ45 10/100TX 4x Duplex SC 100FX Single mode 20km	899.08
IES-2220-S40	IES-Series 20 Port Industrial Ethernet Switch 16x RJ45 10/100TX 4x Duplex SC 100FX Single mode 40km	894.01
IES-2220-S60	IES-Series 20 Port Industrial Ethernet Switch 16x RJ45 10/100TX 4x Duplex SC 100FX Single mode 60km	1196.22
IES-2220-S80	IES-Series 20 Port Industrial Ethernet Switch 16x RJ45 10/100TX 4x Duplex SC 100FX Single mode 80km	1456.55

24 Volt DC DIN Rail Mount Power Supplies

The LCPS series of power supplies provide a cost effective and reliable 24V DC power source for L-com's line of industrial Ethernet switches and media converters. These units can be installed on any standard 35mm DIN Rail and are NEC Class 2/LPS compliant. They also provide protection against short circuits, overloads and over voltages.

LCPS-4024	DIN Rail Mount Power Supply 24V DC 40W (1.6A)	90.32
LCPS-6024	DIN Rail Mount Power Supply 24V DC 60W (2.5A)	102.89

IES Series Industrial Ethernet Switches


DIN Rail Mounting



Dual Power Input Plus Relay



Ribbed Aluminum Heat Sink Case



- 10Base-T/100Base-TX Full/Half Duplex support
- MDI-MDI-X support
- Broadcast Storm protection
- Redundant power inputs
- Fan-less design
- DIN Rail mounting
- MAC Address Table Size: 1K
- Forwarding Rate: 148,800pps
- Operating Temp: -40°C to +70°C
- Relay output option for visual or audible alarms



Item #	Description	List Price
--------	-------------	------------




SWTC-PTG803

PLANET 5 and 8 Port 10/100/1000 Gigabit Ethernet Switches

The Planet five and eight port Gigabit Ethernet switches deliver cost effective, versatile high speed IP data connectivity to the desktop or data closet. These switches feature a compact footprint as well as a non-blocking switching architecture that guarantees wire-speed packet transfer. The RJ-45 copper interfaces support 10/100/1000Mbps auto-negotiation for optimal speed detection through RJ-45 Category 6, 5 or 5e cables. MDI/MDI-X auto detection is provided for direct wire connection to any Ethernet device without requiring crossover cables. The switches also feature 802.3x, full duplex flow control. Includes a 3-year manufacturer's warranty. **As an authorized PLANET reseller, we can bid on RFQs for any PLANET part numbers. Contact us to request a non-obligatory quote.**

SWTC-PTG503	PLANET 5 port 10/100/1000 Gigabit Ethernet Switch	49.46
SWTC-PTG803	PLANET 8 port 10/100/1000 Gigabit Ethernet Switch	52.76



SW-504

PLANET 10/100TX 5 and 8 Port Desktop Ethernet Switches

The SW series Ethernet switches from PLANET Technology provide cost-conscious businesses and home users with the foundation of an integrated system for small-office/home-office networking. These economical 10/100 switches are perfect for smaller networks of 10 to 50 users. These easy to install plug and play switches feature easy to read LEDs for monitoring network connectivity and packet flow. **As an authorized PLANET reseller, we can bid on RFQs for any PLANET part numbers. Contact us to request a non-obligatory quote.**

SW-504	PLANET 5 Port 10/100 Mbps Desktop Ethernet Switch (Plastic Case)	17.04
SW-804	PLANET 8 Port 10/100 Mbps Desktop Ethernet Switch (Plastic Case)	28.02



SWTC-PT1601

PLANET 10/100TX 16, 24 & 48 Port 19" Rack Mount Fast Ethernet Switches

The PLANET 16, 24 & 48 port 10/100Base-TX Fast Ethernet switches provide an economical and high performance higher port density 19 inch rack mountable Ethernet switching solution. These switches provide high-speed network connections with standard 10/100 Auto-Negotiation capability on all of the RJ45/STP ports. In addition, these switches are equipped with the MDI/MDIX auto-detection for easy plug and play connections, regardless of cabling types. Both straight through and crossover cables are supported. With high-performance throughput at filtering/forwarding rate is up to 14,880 packets per second in 10 Mbps, and 148,800pps in 100 Mbps, along with its dynamic shared memory buffer. **As an authorized PLANET reseller, we can bid on RFQs for any PLANET part numbers. Contact us to request a non-obligatory quote.**

SWTC-PT1601	PLANET 16 Port 10/100 Mbps Fast Ethernet Switch	64.85
SWTC-PT2401	PLANET 24 Port 10/100 Mbps Fast Ethernet Switch	86.83



SWTC-PT2401

PLANET 10/100/1000 16 and 24 Port Rack Mountable Ethernet Switches

The PLANET GSW-1601 and GSW-2401 provide 16 and 24 RJ-45 10/100/1000Mbps ports for high-speed Ethernet network connectivity. The GSW switches can automatically identify and determine the correct transmission speed and half / full duplex mode of the attached devices with its Gigabit ports. Additionally, these robust switches support 9K jumbo frames allowing extremely large amounts of data transmission in a secure topology linking to a backbone or to high-power servers. **As an authorized PLANET reseller, we can bid on RFQs for any PLANET part numbers. Contact us to request a non-obligatory quote.**

GSW-1601	PLANET 16 Port 10/100/1000 RJ45 Ethernet Switch	104.20
GSW-2401	PLANET 24 Port 10/100/1000 RJ45 Ethernet Switch	133.65



GSW-1601

PLANET 10/100/1000 16 and 24 Port Rack Mountable Ethernet Switches

PLANET's Managed PoE Ethernet switches are designed to provide data and power to a wide range PoE compatible devices. These robust, feature packed switches are available in rack mount as well as industrial rated versions. These switches feature a built-in web management system which provides access to port management, security, access control lists, PoE and many of the other features these provided. **As an authorized PLANET reseller, we can bid on RFQs for any PLANET part numbers. Contact us to request a non-obligatory quote.**

PT-GS-4210-16UP4C	PLANET 16-Port 10/100/1000T Ultra PoE + 4-Port Gigabit TP/SFP Combo Managed Switch	928.80
PT-GS-4210-24UP4C	PLANET 24-Port 10/100/1000Base-T Ultra PoE + 4-Port Gigabit TP/SFP Combo Managed Switch	1210.39
PT-GS-4210-24P4C	PLANET 24-Port 10/100/1000T 802.3at PoE + 4-Port Gigabit TP/SFP Combo Managed Switch 220 Watt	655.55
PT-GS-4210-24PL4C	PLANET 24-Port 10/100/1000T 802.3at PoE + 4-Port Gigabit TP/SFP Combo Managed Switch 440W	713.77



PT-GS-4210-16UP4C



PT-GS-4210-24PL4C

PLANET 24 100/1000 SFP Port Managed Rack Mount Switch with 4 10G SFP+ Ports

The PLANET MGSW-28240F managed rack mount switch allows for gradually updating a network from Gigabit speeds up to 10G, or in networks where requirements change. This switch has 24 100/1000 speed SFP slots, allowing for a vast array of communication options where a module can be quickly swapped out if needed. The 10G SFP+ uplinks provide a wide backbone for connecting other portions of the network. Power can be provided to this switch either via the dual terminal block, or a standard AC power cable. **As an authorized PLANET reseller, we can bid on RFQs for any PLANET part numbers. Contact us to request a non-obligatory quote.**

MGSW-28240F	PLANET 24 SFP Port Managed Switch with 4 SFP+ Ports	1216.85
-------------	---	---------



MGSW-28240F

PLANET 10G XFP and SFP+ Single Mode and Multimode Modules

The Planet PT-MTB series of 10G SFP+ and XFP modules provide a flexible option when using a 10G switch or media converter that contains the applicable port. With Single Mode and Multimode options and distances from 300 meters up to 10 kilometers, there is an option available for most high speed data applications. **As an authorized PLANET reseller, we can bid on RFQ's for any PLANET part numbers even if they are not found on our website. Contact us to request a non-obligatory quote.**

PT-MTB-LR	PLANET 10G Single Mode LC SFP+ 10km	135.46
PT-MTB-SR	PLANET 10G Multimode LC SFP+ 300m	75.03



PT-MTB-LR

PLANET 24-Port 10/100/1000Mbps 802.3at PoE+ Managed Switches with 4 Shared SFP Ports

The WGSW-24040HP series is the latest generation of PLANET Managed Gigabit PoE Switches featuring PLANET intelligent PoE functions to improve the availability of critical business applications. The series provides IPv6/IPv4 management and built-in L2/L4 Gigabit Switching engine along with 24 10/100/1000Base-T ports featuring 30-watt 802.3at PoE+ and 4 Gigabit SFP slots. With total power budget up to 220W for different kinds of PoE applications, the series provides quick, safe and cost-effective Power over Ethernet network solutions to security IP surveillance for small business and enterprises. **As an authorized PLANET reseller, we can bid on RFQ's for any PLANET part numbers even if they are not found on our website. Contact us to request a non-obligatory quote.**

PT-WGSW-24040HP	PLANET 24-Port 10/100/1000Mbps 802.3at PoE+ Managed Switch with 4 Shared SFP Ports 220W	662.25
PT-WGSW-24040HP4	PLANET 24-Port 10/100/1000Mbps 802.3at PoE+ Managed Switch with 4 Shared SFP Ports 440W	749.91



PT-WGSW-24040HP4

Icron Technologies' USB Extenders with ExtremeUSB® Technology

When you need your USB devices to operate at distances beyond five meters from the computer or source host, rely on ExtremeUSB® – the industry recognized premium standard for USB extension.

ExtremeUSB extension incorporates numerous innovative patented technologies working together to provide transparent USB extension across all Operating Systems (Windows®, OS X® and Linux®) without the requirement of additional software drivers. Whether extending USB 1.1, 2.0, 3.0 or uncompressed Full High Definition Video with USB, Icron Technologies extenders provide reliable USB extension over CAT 5e/6/7, Local Area Network or fiber up to 10km. Choose ExtremeUSB for Plug and Play installation and installers will never have to return to the jobsite once the job is done.

All Icron USB extender solutions include the ExtremeUSB® suite of features:

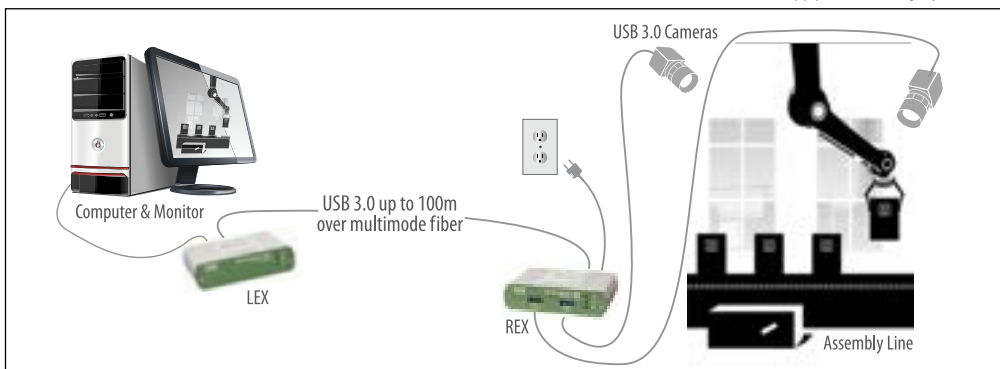
- Transparent USB extension
- True plug and play (no software drivers)
- Compatibility with all major operating systems



Icron's USB Extenders							
Item#	USB	USB Extender Model	Max Distance	Transmission Media	USB Port(s)	Power Adapter Location	List Price
ICR3104	USB 3-2-1	USB 3-2-1 Raven® 3104	330ft/100m	CAT 6a/7	4	Remote and Local Extender	1008.66
ICR3124	USB 3-2-1	USB 3-2-1 Raven® 3124	660ft/200m	Multimode Fiber	4	Remote and Local Extender	1248.32
ICR3022	USB 3.0	USB 3.0 Spectra™ 3022	330ft/100m	Multimode Fiber	2	Remote Extender	809.32
ICR3001-15	USB 3.0	USB 3.0 Spectra™ 3001-15	49ft/15m	Active Copper Cable	1	Bus-Powered	301.96
ICR2304GE-LAN	USB 2.0	USB 2.0 Ranger® 2304GE-LAN	330ft/100m	CAT 5e/6/7 or Local Area Network (LAN)	4	Remote Extender	420.63
ICR2304	USB 2.0	USB 2.0 Ranger® 2304	330ft/100m	CAT 5e/6/7	4	Remote Extender	376.54
ICR2301GE-LAN	USB 2.0	USB 2.0 Ranger® 2301GE-LAN	330ft/100m	CAT 5e/6/7 or Local Area Network (LAN)	1	Remote Extender	424.17
ICR2301	USB 2.0	USB 2.0 Ranger® 2301	330ft/100m	CAT 5e/6/7	1	Remote Extender	355.07
ICR2344	USB 2.0	USB 2.0 Ranger® 2344	6.2mi/10km	Singlemode Fiber	4	Remote Extender	1212.56
ICR2324	USB 2.0	USB 2.0 Ranger® 2324	1,640ft/500m	Multimode Fiber	4	Remote Extender	1031.80
ICR2312	USB 2.0	USB 2.0 Ranger® 2312	330ft/100m	CAT 5e/6/7	2	Flexible: Local or Remote Extender	389.50
ICR2311	USB 2.0	USB 2.0 Ranger® 2311	330ft/100m	CAT 5e/6/7	1	Flexible: Local or Remote Extender	342.97
ICR2850	USB 1.1	USB 1.1 Rover® 2850	279ft/85m	CAT 5e/6/7	2	Bus-Powered	90.69
ICR1850	USB 1.1	USB 1.1 Rover® 1850	279ft/85m	CAT 5e/6/7	1	Bus-Powered	82.03

Icron's KVM Extenders							
Item#	USB	KVM Extender Model	Max Distance	Transmission Media	USB Port(s)	Power Adapter Location	List Price
ICR-EL5353	USB 2.0 + Video	EL5353 DVI + USB 2.0	330 ft/100m	CAT 5e/6/7	3	Local and Remote Extenders	920.74
ICR-EL5363	USB 2.0 + Video	EL5363 HDMI + USB 2.0	330 ft/100m	CAT 5e/6/7	3	Local and Remote Extenders	920.74

Note: Icron USB and KVM extenders shown above reflect the most current models. Please contact L-com for supply status on legacy models.



A USB extender system is designed to overcome a cable distance limitation of five meters for USB 2.0 and approximately three meters for USB 3.0 (also known as USB 3.1 Gen 1). The system typically consists of a pair of extender units: a Local extender unit connected to a host such as a computer, and a Remote extender unit connected to USB peripherals such as keyboard, mouse, flash drive or camera. These two extender points are joined by transmission link cable such as CAT 5e/6/7, Local Area Network, or fiber to provide an extension connection at the required distance.





SECURITY

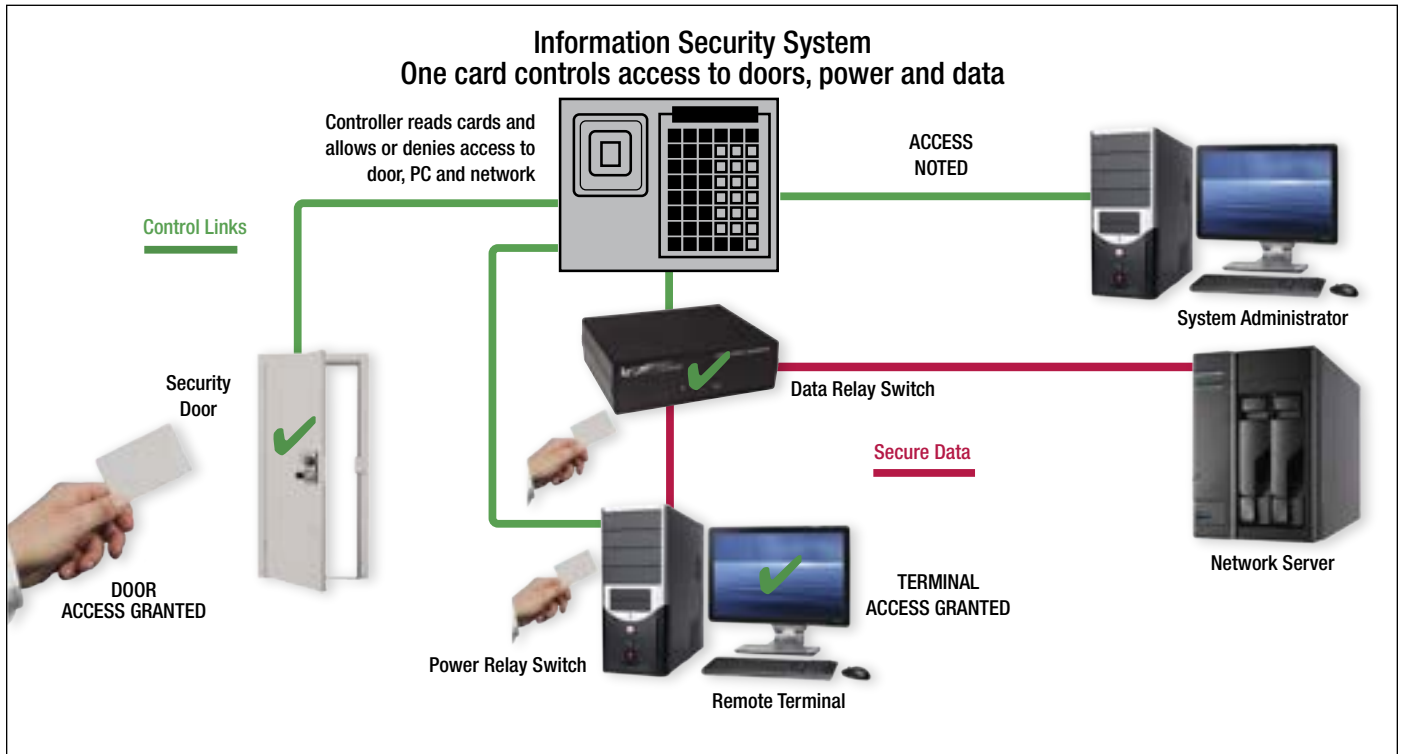
Physical Layer Air Gap Network Switch Overview Air-Gap Network Switches = Secure Hardware Access Control

Unauthorized access to private networks presents the greatest security threat to any organization that deals in sensitive or classified data. Theft of classified information and trade secrets, corruption of data and unauthorized control of automated systems relentlessly challenge security officers and network administrators.

Hardware security centers on the control of the wired and wireless connections at the edges of

networks and systems that tie their elements together. These solutions are air-gap switches that open and close those connections. Whether the switches are controlled manually or automatically, their points of connection to the systems and networks they protect are managed with the absolute assurance of hardware that cannot be breached by unauthorized personnel through the communications channel that passes through the switch.

Hardware security solutions are traditionally applied to the control of physical spaces like buildings, laboratories and data centers. Card and key fob credentials are commonly used to gain access to those spaces. The same credentials can be used to control access to electronic and optical data streams when specialized hardware is integrated with an air gap network switch.



Optional Product Features

Ethernet IP Access/Control



Allows IP access to an Ethernet network for monitoring and control

Serial Access/Control



Allows RS232 serial access for monitoring and control

Latching or Non-Latching



Non-Latching versions provide automatic fail-over to the default port A to C connection state when power fails or is removed

Item #	Description	List Price
--------	-------------	------------

L-com Category 6 A/B Physical Layer Air Gap Network Switch Boxes

L-com's Category 6 A/B Network Switches are a physical layer hardware solution which supports a variety of applications including secure or simple desktop network resource sharing, disaster recovery, network access control, and auto fail-back. These switch boxes feature a unique relay technology that supports the switching mechanism. Additionally, all units incorporate technology that enables these switch boxes to operate independent of data rates, protocol and formats. This allows them to pass 10/100/1000Mbps, 10Gbps, and other future, high speed data rates. Non-latching or latching relay configurations are available. The non-latching units provide automatic fail-over to the default Port A to C connection state when power fails or is removed. Latching relays provide the benefit of maintaining the flow of data between the connected devices even when power is removed. **Note:** The Ethernet models may be controlled via telnet, web browser or SNMP. Ships with a universal 12V DC power supply with four different style country plugs.

L-com Category 6 A/B Physical Layer Air Gap Network Switch Boxes (RJ45 Ports)

LC-SNSW-C6-L	L-com Cat6 A/B Network Switch - Latching	461.14
LC-SNSW-C6	L-com Cat6 A/B Network Switch - Non-Latching	431.55
LC-SNSW-C6-LSC	L-com Cat6 A/B Network Switch with Serial Control - Latching	494.24
LC-SNSW-C6-SC	L-com Cat6 A/B Network Switch with Serial Control - Non-Latching	468.84
LC-SNSW-C6-LEC	L-com Cat6 A/B Network Switch with Ethernet Control - Latching	648.68
LC-SNSW-C6-EC	L-com Cat6 A/B Network Switch with Ethernet Control - Non-Latching	604.56

L-com Fiber Optic A/B Physical Layer Air Gap Network Switch Boxes (Multimode and Single mode)

L-com's fiber optic A/B Network Switches support a variety of switching, or access and control applications all in a compact desktop enclosure. These applications include disaster recovery, air gapped network access control, desktop switching, and secure switching. The fiber optic switch boxes utilize special optical switching mechanisms that redirect the light beams between selected ports. There is no optical-to-electrical-to-optical conversion needed. Because of this, these switches are able to support any data rate, format, or protocol that can be sent over fiber optic cables that are attached to the switch. The multimode fiber switch models support any/all wavelengths from 800 to 1600nm, while the single mode fiber switches support 1310 and 1550nm wavelengths. Non-latching or latching relay configurations are available. The non-latching units provide automatic fail-over to the default Port A to C connection state when power fails or is removed. Latching versions provide the benefit of maintaining the flow of data between the connected devices even when power is removed. **Note:** The Ethernet models may be controlled via telnet, web browser or SNMP. Ships with a universal 12V DC power supply with four different style country plugs.

L-com Multimode Fiber A/B Physical Layer Air Gap Network Switch Boxes (Duplex SC Connectors)

LC-SNSW-FMMSW-L	L-com Multimode SC Fiber A/B Switch - Latching	990.67
LC-SNSW-FMMSW	L-com Multimode SC Fiber A/B Switch - Non-Latching	858.22
LC-SNSW-FMMSW-LSC	L-com Multimode SC Fiber A/B Switch with Serial Control - Latching	1023.76
LC-SNSW-FMMSW-SC	L-com Multimode SC Fiber A/B Switch with Serial Control - Non-Latching	867.70
LC-SNSW-FMMSW-LEC	L-com Multimode SC Fiber A/B Switch with Ethernet Control - Latching	1092.02
LC-SNSW-FMMSW-EC	L-com Multimode SC Fiber A/B Switch with Ethernet Control - Non-Latching	1002.20

L-com Multimode Fiber A/B Physical Layer Air Gap Network Switch Boxes (Duplex ST Connectors)

LC-SNSW-FMMST-L	L-com Multimode ST Fiber A/B Switch - Latching	990.67
LC-SNSW-FMMST	L-com Multimode ST Fiber A/B Switch - Non-Latching	858.22
LC-SNSW-FMMST-LSC	L-com Multimode ST Fiber A/B Switch with Serial Control - Latching	867.70
LC-SNSW-FMMST-SC	L-com Multimode ST Fiber A/B Switch with Serial Control - Non-Latching	867.70
LC-SNSW-FMMST-LEC	L-com Multimode ST Fiber A/B Switch with Ethernet Control - Latching	1002.20
LC-SNSW-FMMST-EC	L-com Multimode ST Fiber A/B Switch with Ethernet Control - Non-Latching	1002.20

L-com Multimode Fiber A/B Physical Layer Air Gap Network Switch Boxes (Duplex LC Connectors)

LC-SNSW-FMMLC-L	L-com Multimode LC Fiber A/B Switch - Latching	1122.17
LC-SNSW-FMMLC	L-com Multimode LC Fiber A/B Switch - Non-Latching	1133.06
LC-SNSW-FMMLC-LSC	L-com Multimode LC Fiber A/B Switch with Serial Control - Latching	1098.57
LC-SNSW-FMMLC-SC	L-com Multimode LC Fiber A/B Switch with Serial Control - Non-Latching	1098.57
LC-SNSW-FMMLC-LEC	L-com Multimode LC Fiber A/B Switch with Ethernet Control - Latching	1328.91
LC-SNSW-FMMLC-EC	L-com Multimode LC Fiber A/B Switch with Ethernet Control - Non-Latching	1285.50

L-com Single mode Fiber A/B Physical Layer Air Gap Network Switch Boxes (Duplex SC Connectors)

LC-SNSW-FSMSC-L	L-com Single mode SC Fiber A/B Switch - Latching	1338.91
LC-SNSW-FSMSC	L-com Single mode SC Fiber A/B Switch - Non-Latching	1417.53
LC-SNSW-FSMSC-LSC	L-com Single mode SC Fiber A/B Switch with Serial Control - Latching	1367.25
LC-SNSW-FSMSC-SC	L-com Single mode SC Fiber A/B Switch with Serial Control - Non-Latching	1367.25
LC-SNSW-FSMSC-LEC	L-com Single mode SC Fiber A/B Switch with Ethernet Control - Latching	1486.29
LC-SNSW-FSMSC-EC	L-com Single mode SC Fiber A/B Switch with Ethernet Control - Non-Latching	1486.29

L-com Single mode Fiber A/B Physical Layer Air Gap Network Switch Boxes (Duplex ST Connectors)

LC-SNSW-FSMST-L	L-com Single mode ST Fiber A/B Switch - Latching	1338.91
LC-SNSW-FSMST	L-com Single mode ST Fiber A/B Switch - Non-Latching	1338.90
LC-SNSW-FSMST-LSC	L-com Single mode ST Fiber A/B Switch with Serial Control - Latching	1367.25
LC-SNSW-FSMST-SC	L-com Single mode ST Fiber A/B Switch with Serial Control - Non-Latching	1367.25
LC-SNSW-FSMST-LEC	L-com Single mode ST Fiber A/B Switch with Ethernet Control - Latching	1613.02
LC-SNSW-FSMST-EC	L-com Single mode ST Fiber A/B Switch with Ethernet Control - Non-Latching	1486.29

L-com Single mode Fiber A/B Physical Layer Air Gap Network Switch Boxes (Duplex LC Connectors)

LC-SNSW-FSMLC-L	L-com Single mode LC Fiber A/B Switch - Latching	1781.63
LC-SNSW-FSMLC	L-com Single mode LC Fiber A/B Switch - Non-Latching	1549.78
LC-SNSW-FSMLC-LSC	L-com Single mode LC Fiber A/B Switch with Serial Control - Latching	1578.12
LC-SNSW-FSMLC-SC	L-com Single mode LC Fiber A/B Switch with Serial Control - Non-Latching	1578.12
LC-SNSW-FSMLC-LEC	L-com Single mode LC Fiber A/B Switch with Ethernet Control - Latching	1950.45
LC-SNSW-FSMLC-EC	L-com Single mode LC Fiber A/B Switch with Ethernet Control - Non-Latching	1793.23



LC-SNSW-C6-L Back view



LC-SNSW-C6-L Front view



LC-SNSW-FMMSW-EC Back view



LC-SNSW-FMMSW-EC Front view



LC-SNSW-FMMST Back view



LC-SNSW-FMMST Front view



LC-SNSW-FMMSW-EC Back view




LC-SNSW-FSMSC-EC Front view



LC-SNSW-FSMLC-LSC Back view



LC-SNSW-FSMLC-LSC Front view





TEST EQUIPMENT

Cable and Network Test Equipment is vital to the uptime of any datacom system. Reports have shown that up to 70% of network downtime can be traced to the physical layer or a cable. By implementing basic go-no-go cable testers as well as more advanced network test and troubleshooting tools, network downtime can be greatly reduced. L-com offers testers for coax, Cat5e (or better), fiber optic, and RJ11/12 cabling and power. Additionally we offer environmental testers to measure light, sound and temperature.

Network Cable Testing Terms

NEXT: Near End Cross Talk. A signal that crosses between twisted pairs or between conductors. NEXT is measured at the transmission end (near end). Measured in dB, failures for this measurement are often caused by termination problems.

FEXT: Far End Cross Talk. Crosstalk that is measured on the conductors that are not being used for transmission at the receiver or far end of the transmission. Measured in dB, failures for this measurement are often caused by termination problems.

Propagation Delay Skew: Used to define the difference in signal speed between the fastest and slowest pair within a cable. It can also define the delay within an individual pair. Must be <45ns for a 4-pair horizontal cable.

Impedance: Measure of the total opposition a circuit offers to the flow of alternating current. Target impedance for UTP and STP cable is 100 Ohms. This can be affected by the twist of the conductors along with the thickness of the insulation around the

conductors. Return loss failures are often caused by cable impedance problems.

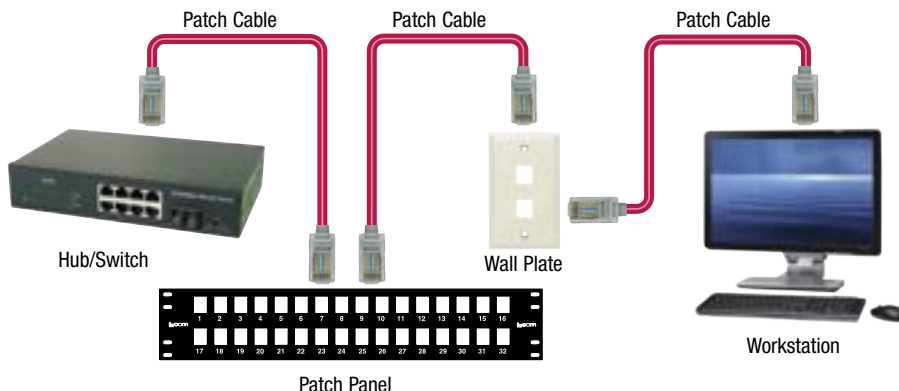
Return Loss: The ratio of reflected power to inserted power. It is the measure of the signal reflections occurring along a network cable system. It is often caused by imperfections in the cable conductors, impedance mismatches or bad contacts in a plug or jack.

Network Channel Testing

Network Channel Testing is a method used to verify performance from the workstation to the hub/switch including patch cords. Channel Testing is not accurate for individual patch cords. Both installers and IT professionals conduct this type of testing to insure that the entire cable system is capable of handling network traffic. Channel Testing differs from Permanent Link Testing in that it includes the patch cords on both ends of the installation. Often, patch cords are overlooked as the cause of network failures.


Permanent Link Testing

Permanent Link Testing is the preferred method used by installers to certify a cable installation at a customer site. This type of testing verifies the installation by measuring many factors such as cable lengths, NEXT, FEXT and Return Loss. Several certification testers exist on the market including Fluke Networks DTX-1800 series products. This type of tester features a Permanent Link adapter that connects from a workstation outlet to the telecom closet outlet.




Continuity Testing

Continuity Testing is the most basic form of testing conducted on cables. These types of testers look for opens, shorts or crossed connections. For Ethernet, this type of testing does not confirm network transmission capability. The most common mistake in cable pin-out is an EIA568 A to B cross. A simple continuity tester such as the TL-N044-000-R, can easily find this error without the expense of a certification tester.

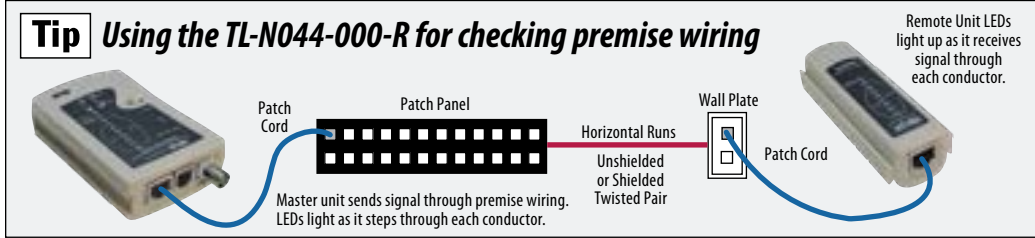


Wire Mapping/LAN and Cable Testing

If you require more than just a standard continuity test you might consider a Wire Mapping tester like the AEMC-CA7028. With a tester like this you would get a more detailed report of how your cable is wired/paired. All faults and setting info is displayed textually as well as graphically. But beyond that with TDR technology it can determine if the fault lies at the near end or remote end of the cable or if it is somewhere in between. It can even indicate the distance to the fault as well as determine the length of the cable or cable run being tested.



Tip Using the TL-N044-000-R for checking premise wiring



TL-N044-000-R



Carrying Case for TL-N044-000-R


Item #	Description	List Price
TL-N044-000-R	Tripp Lite Multi-Function Network/Phone/Coax Cable Tester	60.66

Pyle 13 Plug Pro Audio Cable Tester

The Pyle PCT40 gives you a simple and easy way to make sure your audio cables are working properly. The unit supports nearly all cable types used in the sound recording industry, providing you with an all-in-one solution to help identify cable continuity issues in your audio set-up. Supports 13 interface types that include USB Type A, TRS Jacks (which can also be used for testing TS), 3 and 5 Pin XLR, Speakon, RCA, RJ45 and more (see chart below for full listing). The Tester features a simple intuitive design, whereby you plug in both ends of the cable you are testing and you turn the selector knob to the different numbered setting to check each conductor individually (tester checks up to 8 conductors). Each numbered setting features two LEDs, one checks the continuity of the conductor the other verifies the ground. Power supplied by 9V battery (not included).

Supports the following connector interfaces:		
• RCA Phono	• 1/4" (6.3mm) TRS	• 8 Pin Din
• USB Type A	• 3 Pin Din	• 5 Pin XLR
• RJ45	• 5 Pin Din	• 3 Pin XLR
• Banana Plug	• 7 Pin Din	• 4 Pin Speakon (speaker twist connector)
		• 8 Pin Speakon (speaker twist connector)

PCT40	Pyle 13 Plug Pro Audio Cable Tester	50.02
-------	-------------------------------------	-------



SK-AFT-G-FC

Senko Fiber Visual Fault Locator

The Senko AFT-G-FC Fiber Visual Fault Locator features a robust and handy design. It emits a 650nm visible red light in either continuous or pulse mode to allow for the quick inspection of fiber assemblies to confirm light path. Can also be used to visually trace fiber optic cable runs within a building.

SK-AFT-G-FC	Senko Fiber Visual Fault Locator with Universal 2.5mm Connection	137.17
SK-AFT-G-CAC	Senko Universal 2.5mm to 1.25mm Adapter for Fiber Visual Fault Locator	38.48



PLANET IEEE 802.3af/at Power over Ethernet (PoE) Tester

PLANET's POE-TESTER is an easy to use PoE diagnostic adapter for network installers, company MIS and even home users to quickly identify the existence of Power over Ethernet on their network. It is designed to detect if IEEE 802.3af/at PoE voltage is running over your UTP cable, and you can use a short patch cord to test PoE ports on devices directly. The POE-TESTER has two simple LEDs one orange & one green that light up to identify 3 different possible PoE states, Mid-span 802.3af/at, End-span 802.3af/at as well as detecting a 4-pair 60-Watt PoE Injector. As an authorized PLANET reseller we can bid on RFQs for any PLANET part numbers. Contact us to request a non-obligatory quote.

POE-TESTER	PLANET IEEE 802.3af/at Power over Ethernet Tester	22.27
------------	---	-------




Microsemi PowerDsine Deluxe IEEE 802.3af/at Power over Ethernet (PoE) Tester

Microsemi's PD-AFAT-TESTER is a compact designed tester specifically tailored for system integrators and installers. The plug and play design makes it simple to use. The PD-AFAT-TESTER has two bi-color LEDs allowing it to display up to 6 possible PoE states which identifies the type of Power Sourcing Equipment Endspan (Data) or Midspan (Spare) on your network with the 2-pair states indicating 30W and the 4-pairs 60W.

• 802.3af (Over Spare)	• 802.3at (Over Spare)	• 802.3af (4 Pairs)
• 802.3af (Over Data)	• 802.3at (Over Data)	• 802.3at (4 Pairs)

PD-AFAT-TESTER	Microsemi PowerDsine Deluxe IEEE 802.3af/at PoE Tester	34.28
----------------	--	-------





PTNX1

PTNX2

Item #	Description	List Price
--------	-------------	------------

Fluke Pocket Toner® NX1

Test for continuity and short circuits on coaxial cables in one easy step. Basic professional testing does not get any more compact and simple as PTNX1. This tool features lightweight aluminum construction, standard AAA battery, and new dual buzzers that audibly indicate continuity at both ends of the test cable. Like all Pocket Toner® NX test tools, the PTNX1 is 100% low voltage protected so connecting it to live low voltage systems will not damage the tool. **As an authorized Fluke reseller, we can bid on RFQs for any Fluke part numbers. Contact us to request a non-obligatory quote.**

PTNX1	Fluke Pocket Toner NX1	35.64
-------	------------------------	-------

Fluke Pocket Toner® NX2

The individual PTNX2 is for the technician that works primarily with coaxial cable that wants a powerful but super-compact tool to fit in his or her pocket. In addition to testing for continuity and short circuits PTNX2 is packed with advanced features like indication of AC or DC voltage, 50-75 Ohm terminators and auto shut-off to conserve battery life. PTNX2 instantly displays all test results on an easy to read 8-segment LED display as well as giving audible feedback at both ends of the test cable. Like all Pocket Toner® NX test tools, the NX2 is 100% low voltage protected so connecting it to live low voltage systems will not damage the tool. **As an authorized Fluke reseller, we can bid on RFQs for any Fluke part numbers. Contact us to request a non-obligatory quote.**

PTNX2	Fluke Pocket Toner NX2	46.43
-------	------------------------	-------

Fluke Pocket Toner® Cable Test Kits

Fluke PTNX series coax toners are unquestionably the ideal primary devices for testing the installation of coax cable. Test for continuity and short circuits on coaxial cables in one easy step. Basic professional coaxial testing does not get any more compact and simple as Fluke PTNX series. Fluke offers a wide variety of test kits to choose from. For detailed information on each kit, please refer to L-com.com. **As an authorized Fluke reseller, we can bid on RFQs for any Fluke part numbers. Contact us to request a non-obligatory quote.**

PTNX2-CABLE	Fluke PTNX2 Cable Test Kit	69.53
PTNX2-DLX	Fluke PTNX2 Deluxe Test Kit	112.52

PTNX8-CABLE	Fluke PTNX8 Cable Test Kit	112.51
PTNX8-DLX	Fluke PTNX8 Deluxe Test Kit	155.49

PTNX8-CT	Fluke Cable and Telephone Test Kit	130.21
PTNX8-VV-PRO	Fluke Voice/Video Test Kit	180.78



PTNX2-CABLE



PTNX8-CT

Inline Tester, RJ12 (6x6) M-F with Test LEDs and Contact Points

Use with 2 or 3 pair, RJ11/12 lines. Copper contacts have an angled edge to prevent alligator clips from falling off. Wire color coded for easy identification. Three 2-color LEDs identify activity. Complete with modular jack on the end.

EC-LMTJ	Test Adapter, 3 Pair Modular	14.47
---------	------------------------------	-------



EC-LMTJ

Item #	Description	List Price
--------	-------------	------------

ENVIRONMENTAL TESTERS

AEMC CA811 Lightmeter (20fc, 200fc, 2kfc, 20kfc) (20lux, 200lux, 2klux, 20klux)

The model CA811 Lightmeter is a portable, easy-to-use instrument which features optical sensors that are designed to match the response of the human eye, making them ideal instruments for workspace analysis and planning. The ergonomically designed case, large display and intuitive function selection make this instrument the right choice for any application. The Lightmeter model CA811 is designed for simple one-hand operation. It provides selectable lux or foot candle units for display and features a 3-1/2 digit backlit LCD and HOLD function. The model CA811 offers a MAX function. One 9V Alkaline battery is included. **As an authorized AEMC reseller, we can bid on RFQs for any AEMC part numbers. Contact us to request a non-obligatory quote.**

AEMC-CA811	AEMC Model CA811 Lightmeter (20fc, 200fc, 2kfc, 20kfc) (20lux, 200lux, 2klux, 20klux)	128.49
------------	---	--------



AEMC-CA811



AEMC-CA832

AEMC CA832 Sound Level Meter (35db to 80dB) (50db to 100dB) (80db to 130dB)

The model CA832 Sound Level Meter is designed to assess sound ambiances or nuisances in accordance with international safety and quality standards. It complies with standard IEC 651. It is a portable, compact instrument with a 2000-count backlit LCD. It is designed for simple, one-hand operation and may be fitted on a tripod for long duration measurements. It features two weighting curves A and C for measurement integrating the sensitivity of the human ear according to sound frequency. Curve A is the general-purpose curve in an industrial environment and C is more suited in presence of low frequency sounds. Also, mode "F" (fast response time) corresponds to the response time of the ear. Mode "S" (slow response time) will be used to obtain a uniform reading when the sound signal level shows fluctuations. One 9V Alkaline battery is included. **As an authorized AEMC reseller, we can bid on RFQs for any AEMC part numbers. Contact us to request a non-obligatory quote.**

AEMC-CA832	AEMC Model CA832 Sound Level Meter (35db to 80dB), (50db to 100dB), (80db to 130dB)	227.49
------------	---	--------

AEMC CA879 Infrared Thermometer (-58°F to +1,022°F) (-50°C to +550°C)

The model CA879 Infrared Thermometer is a non-contact temperature measuring instrument. It provides precision measurement with its laser target feature. To measure the temperature of an object, simply point the gun at the surface of the object and the temperature will appear on the digital display. The thermometer has an automatic shut-off feature. Shut-off will occur approximately 10 seconds after the trigger is released. One 9V Alkaline battery is included. **As an authorized AEMC reseller, we can bid on RFQs for any AEMC part numbers. Contact us to request a non-obligatory quote.**

AEMC-CA879	AEMC Model CA879 Infrared Thermometer (-58°F to +1,022°F) (-50°C to +550°C)	160.88
------------	---	--------



AEMC-CA879

Item #	Description	List Price
AEMC CA7024 TDR Fault Mapper		
<p>The model CA7024 Fault Mapper is a hand-held, alpha-numeric, TDR (Time Domain Reflectometer) cable length meter and fault locator, designed to measure the length of electrical and communication cables. It can indicate the distance to a fault in the cable (open or short), given access to only one end of a two or more conductor cable. By incorporating fast-edge step TDR technology, the CA7024 measures cable length and indicates the distance to open or short circuit faults to a range of 6000ft (2000m), on virtually any type of cable. The CA7024 indicates the cable length or fault distance and description alpha-numerically on a 128 x 64 graphical LCD. Includes soft carrying case, BNC pigtail cable with alligator clips, four 1.5V AA batteries and user manual. As an authorized AEMC reseller, we can bid on RFQs for any AEMC part numbers. Contact us to request a non-obligatory quote.</p>		
AEMC-CA7024	AEMC Model CA7024 TDR Fault Mapper	585.35



AEMC-CA7024

AEMC-CA7027

AEMC CA7027 Fault Mapper Pro® Telephone Cable Tester/Graphical TDR		
The model CA7027 Fault Mapper Pro® is a hand-held graphical TDR (Time Domain Reflectometer) designed for identifying and locating faults on power and communication cables, given access to one end only. The Fault Mapper Pro® measures cable length and indicates the length and distance to cable faults to a range of 9ft (3m) to 19,000ft (6000m) on virtually any type of cable. It injects a series of pulses into the cable under test. The velocity at which the pulses travel is determined by the type of cable, which is known as the Velocity of Propagation (Vp) of the cable. The Velocity of Propagation (Vp) is adjustable between 1% and 99% enabling accurate calibration to the cable under test. The Vp value is expressed as a percentage of the speed of light (e.g. 67% or ft/mtrs/micro-second), this value will vary according to the type of cable under test. The Fault Mapper Pro® can accept user selectable values between 1 and 99% (or the equivalent value in feet or meters per micro-second). Based on the selected Vp and the time taken for the pulses to travel through the cable, a reflection profile of the cable under test is displayed. An adjustable cursor assists in locating faults and termination. The Fault Mapper Pro® incorporates an oscillating tone tracer, which is detectable with a standard tone tracer, for use in the tracing and identification of cable pairs. **As an authorized AEMC reseller, we can bid on RFQs for any AEMC part numbers. Contact us to request a non-obligatory quote.**		
AEMC-CA7027	AEMC Model CA7027 Fault Mapper Pro (Telephone Cable Tester/Graphical TDR)	1074.33


AEMC-CA7028

AEMC-5233

AEMC CA7028 Wire Mapper Pro LAN Cable Tester		
The model CA7028 Wire Mapper Pro is a hand-held structured cable mapping and troubleshooting tester designed for use on UTP, STP, FTP and SFTP cabling equipped with RJ45 connectors and wired to either TIA568A/B (ISO 11801 and EN 50137), USOC or ISDN specifications. It detects open circuit pairs, shorts, crossed wires, crossed pairs, reversed pairs, split pairs and shield faults. The CA7028 has the ability to measure and indicate the length of the cable under test, using a Vp (Velocity of Propagation) set by the user, from a built-in library or manually. It will measure and report the length of all four pairs of wires in the cable under test. It also generates an audible tone that is transmitted into all four pairs on the cable under test. Includes soft carrying case, remote ID (#1), two patch cords, four 1.5V AA batteries and user manual. **As an authorized AEMC reseller, we can bid on RFQs for any AEMC part numbers. Contact us to request a non-obligatory quote.**		
AEMC-CA7028	AEMC Model CA7028 Wire Mapper Pro LAN Cable Tester	583.72


AEMC-503

AEMC 5233 5000/6000 - Count Digital Multimeters		
The model 5233 is a rugged, economical TRMS digital multimeter with a function for non-electrical contact testing (NCV) for detecting live electrical circuits. This multimeter is designed for safety: IEC61010, 600V CAT IV. The multimeter model 5233 provides a Volt, Ohm, Continuity, Diode, Capacitance, Frequency, Duty Cycle and Ammeter function, as well as an AC voltmeter with low input impedance capable of finding ghost voltages by adding a burden to the circuit. It can measure up to 10 Amps directly and can measure temperature in both °C or °F using K-type thermocouples. **As an authorized AEMC reseller, we can bid on RFQs for any AEMC part numbers. Contact us to request a non-obligatory quote.**		
AEMC-5233	AEMC Model 5233 Digital Multimeter (TRMS, 6000-cts, V, A, AC/DC, CAP, Ohm, T, NCV)	113.18
AEMC 503 Clamp on Meter		
The Clamp-on Meter Model 503 is a general-purpose professional clamp-on. A strong mechanical case design, quality materials, full ranges and compliance to international safety and quality standards ensure a professional and reliable tool. The Model 503 is auto-ranging, and provides the user with AC Volts, DC Volts, AC Amperes, DC Amperes, resistance, and continuity. **As an authorized AEMC reseller, we can bid on RFQs for any AEMC part numbers. Contact us to request a non-obligatory quote.**		
AEMC-503	AEMC Model 503 Clamp-on Meter (AC/DC, 400AAC/DC, 600VAC/DC, Ohms, Continuity)	174.31


AEMC-AX502

AEMC AX502 DC Power Supplies/Generators		
The model AX502 offers dual 30V outputs. It provides the ability to display both voltage and current for each output. The model AX502 offers a unique master/slave tracking arrangement whereby the ratio between the master and slave can be setup on the fly as needed during the test. Adjusting the master voltage causes the slave to track. Adjusting the slave voltage causes the ratio from master to slave to change accordingly. It offers a coarse and fine voltage adjustment as well as a current limiting adjustment. It is built to provide many years of reliable, precise, easy-to-use operation and will be a welcome addition to any lab, test bench or production line. **As an authorized AEMC reseller, we can bid on RFQs for any AEMC part numbers. Contact us to request a non-obligatory quote.**		
AEMC-AX502	AEMC Model AX502 DC Power Supply (Dual outputs, 0 to 2.5A; 0 to 30VDC)	895.09


AEMC-NC1

AEMC NC1 Non-Contact AC Voltage Detector		
The model NC1 offers a simple and safe way to detect the presence of live AC current on a line without the need to expose the wiring. For indoor use only. Includes 2 1.5v AAA batteries. **As an authorized AEMC reseller, we can bid on RFQs for any AEMC part numbers. Contact us to request a non-obligatory quote.**		
AEMC-NC1	AEMC Model NC-1 Non-Contact AC Voltage Detector (100 to 240V AC 50/60Hz)	12.66
Triplett AC Outlet Circuit Tester with Diagnostic LEDs		
Tripp Lite's instant-read CT120 circuit tester detects wiring stability in standard 120 volt AC wall sockets. Simply plug the circuit tester into a receptacle and view the lighted 3 lamp status display for verification of correct wiring, open ground, open neutral, open hot, hot-ground reversal and hot-neutral reversal fault conditions. Sticker on the tester offers lighting combinations for each wiring condition. Ultra-portable design and easy to read lighted display makes the CT120 an excellent addition to any laptop carrying case, tool belt or workbench. Low cost design saves the expense of hiring an electrician to determine wiring stability.		
TL-CT120	Triplett AC Outlet Circuit Tester with Diagnostic LED	13.53


TL-CT120



FOM120 FOS420

Item #	Description	List Price
--------	-------------	------------

Advanced Fiber Solutions Fiber Optic Power Meter for Multimode and Single mode Cabling

The FOM120 is a general-purpose power meter suitable for both premise and outside plant applications. This unit is ideal for measurement of optical power and optical loss/attenuations in a fiber optic network. The FOM120 meter is calibrated at the five most common industry standard wavelengths 850nm, 1300nm, 1310nm, 1550nm & 1625nm for both single mode and multimode transmitters. The 1mm InGaAs detector offers a broad dynamic range of ~65dB which far exceeds the requirements of the majority of users.

FOM120	Advanced Fiber Solutions Fiber Optic Power Meter for Multimode and Single mode Cabling	468.84
--------	--	--------



FTK51POF

Advanced Fiber Solutions Fiber Source for 850/1300nm Fiber Optic Cables

The FOS420 light source is for premises and campus cabling networks with multimode fiber, or single mode fibers under 5km. The ST connector outputs can be adapted to any cable plant with hybrid adapters or hybrid cables. The FOS420 becomes a powerful low cost troubleshooting and maintenance tool when used with an Advanced Fiber Solutions FOM120 power meter.

FOS420	Advanced Fiber Solutions Fiber Source for 850/1300nm Fiber Optic Cables	595.31
--------	---	--------



AF-OLK52N-Q

Advanced Fiber Solutions Plastic Optical Fiber (POF) Test Kit

The Advanced Fiber Solutions POF test kit is the perfect, portable solution for testing plastic and glass optical fiber cables. The FTK51POF includes the OM110N power meter, which is designed for POF (plastic optical fiber) and short wavelength applications (visible and near infrared). It optimizes a silicon detector suitable for large core fibers. It is the ideal tool for working with shorter wavelengths used with glass, plastic or multimode fibers. Additionally, the FTK51POF features the OS417N-MD source which houses a 650nm LED in a modular adapter, which makes it adaptable to any connector style.

FTK51POF	Advanced Fiber Solutions Fiber Source for 1310/1550nm Fiber Optic Cables	974.02
----------	--	--------



AF-OLK51N-SM

Advanced Fiber Solutions Multimode/Single mode Fiber Optic Test Kit

The AF-OLK52N-Q fiber optic test kit allows users to quickly test multimode and single mode fiber cabling. The kit features a power meter and two light sources in a convenient carry case. The power meter supports 850/1300/1310/1490/1550/1625nm light sources and features snap on ST, FC and SC connections. The single mode laser source features the same snap on 3 connector interface as the power meter, while the multimode light source uses an ST connector. The multimode LED source provides 850/1300nm signal and the single mode Laser source provides 1310/1550nm signal. The InGaAs detector in the power meter offers a broad dynamic range of ~60dB which far exceeds the requirements of the majority of users.

AF-OLK52N-Q	Advanced Fiber Solutions Multimode/Single mode Fiber Optic Test Kit	1783.11
-------------	---	---------

Advanced Fiber Solutions Multimode or Single mode Fiber Optic Test Kits

The AF-OLK51N-MM multimode or AF-OLK51N-SM single mode fiber optic test kits feature a fiber optic power meter and a light source to quickly and economically test either multimode or single mode fiber cabling. The power meter supports 850/1300/1310/1490/1550/1625nm light sources and features snap on ST, FC and SC connections. The single mode laser source features the same snap on 3 connector interface as the power meter, while the multimode light source uses an ST connector. The multimode LED source provides 850/1300nm signal and the single mode Laser source provides 1310/1550nm signal. The InGaAs detector in the power meter offers a broad dynamic range of ~60dB which far exceeds the requirements for most applications. Includes a convenient carrying case.

AF-OLK51N-MM	Advanced Fiber Solutions Multimode Fiber Optic Test Kit	892.71
AF-OLK51N-SM	Advanced Fiber Solutions Single mode Fiber Optic Test Kit	1594.66



TBX51MM

Advanced Fiber Solutions Fiber Optic Test Kit with Power Meter, Light Source and Tool Kit

The TBX51N-MM features the OS420N light source for use with premises and campus cabling networks that utilize multimode fiber, or single mode fibers under 5km. The ST connector outputs can be adapted to any cable plant with hybrid adapters or hybrid cables. The OS420N becomes a powerful low cost troubleshooting and maintenance tool when used with an Advanced Fiber Solutions OM120 (included with this kit). Tool kit includes: safety glasses, sapphire scribe, armored tubing cutters, Kevlar scissors, needle nose pliers, rotary cable stripper, fiber optic stripper, buffer tube stripper, crimp tool, tweezers, polishing puck, polishing plate, continuity tester and a 200x microscope.

TBX51MM	Advanced Fiber Solutions Fiber Optic Test Kit with Power Meter, Light Source and Tool Kit	1618.00
---------	---	---------



FTK51POF

Advanced Fiber Solutions Plastic Optical Fiber (POF) Test Kit

The Advanced Fiber Solutions POF test kit is the perfect, portable solution for testing plastic and glass optical fiber cables. The FTK51POF includes the OM110 power meter, which is designed for POF (plastic optical fiber) and short wavelength applications (visible and near infrared). It optimizes a silicon detector suitable for large core fibers. It is the ideal tool for working with shorter wavelengths used with glass, plastic or multimode fibers. Additionally, the FTK51POF features the OS417-MD source which houses a 665nm LED in a modular adapter, which makes it adaptable to any connector style.

FTK51POF	Advanced Fiber Solutions Plastic Optical Fiber Test Kit	974.02
----------	---	--------

Item #	Description	List Price
--------	-------------	------------

Brady BMP21-PLUS Label Printers

The BMP™21-PLUS is the next generation of the popular BMP21 label printer. The ruggedized construction of this device is designed to hold up in rough environments. This printer can handle labels between .25 inches and .75 inches in width. The BMP21-PLUS-KIT1 includes a rechargeable Lithium-ion battery, an AC adapter, and a hard carrying case. **As an authorized Brady reseller, we can bid on RFQs for any Brady part numbers. Contact us to request a non obligatory quote.**

BMP21-PLUS	Brady BMP21-PLUS Portable Label Printer	108.82
BMP21-PLUS-KIT1	Brady BMP21-PLUS Portable Label Printer with Battery, Case and Charger	214.34

BMP21-PLUS



Brady BMP Series Label Printers

The BMP41, BMP51 and BMP71 label printers provide solutions for a large array of labeling needs, and also for a demanding environment where large quantities of labels are needed. The BMP41 is able to print up to 1 inch labels in width, the BMP51 up to 1.5 inches in width and the BMP71 up to 2 inches. As you move up the line, the speed at which these labels print also increases, up to 1.5 inches per second with the BMP71. **As an authorized Brady reseller, we can bid on RFQs for any Brady part numbers. Contact us to request a non obligatory quote.**

BMP41	Brady BMP41 Portable Label Printer	328.65
BMP41-MAGNET	Brady BMP41 Magnetic Mount	27.00
BMP51	Brady BMP51 Portable Label Printer	464.28
BMP71	Brady BMP71 Portable Label Printer	994.77

BMP41



BMP51



Item #	Description	Qty/Uom	List Price
--------	-------------	---------	------------

Brady BMP21-PLUS Cable Labels

As an authorized Brady reseller, we can bid on RFQs for any Brady part numbers. Contact us to request a non-obligatory quote.

M21-375-499	Brady Nylon Cloth White, 0.375"W x 16'L (1cm W x 4.9m L)	1/Roll	28.93
M21-500-499	Brady Nylon Cloth White, 0.50"W x 16'L (1.3cm W x 4.9m L)	1/Roll	31.41
M21-750-499	Brady Nylon Cloth White, 0.75"W x 16'L (1.9cm W x 4.9m L)	1/Roll	26.39
M21-375-423	Brady Permanent Polyester White, 0.375"W x 21'L (1cm W x 6.4m L)	1/Roll	24.85
M21-500-423	Brady Permanent Polyester White, 0.50"W x 21'L (1.3cm W x 6.4m L)	1/Roll	20.34
M21-750-423	Brady Permanent Polyester White, 0.75"W x 21'L (1.9cm W x 6.4m L)	1/Roll	31.22

Brady BMP41/BMP51 Cable Labels

As an authorized Brady reseller, we can bid on RFQs for any Brady part numbers. Contact us to request a non-obligatory quote.

M-51-427	Brady Self Laminating Vinyl White, 1.00"W x 2.50"H (2.5cm W x 6.4cm H)	110/Roll	44.47
M-91-427	Brady Self Laminating Vinyl White, 1.00"W x 1.50"H (2.5cm W x 3.8cm H)	180/Roll	43.67
M-141-499	Brady Nylon Cloth White, 1.00"W x 1.00"H (2.5cm W x 2.5cm H)	90/Roll	25.80

M21-375-499



Brady BMP71 Cable Labels

As an authorized Brady reseller, we can bid on RFQs for any Brady part numbers. Contact us to request a non-obligatory quote.

M71-17-351	Brady Tamper-resistant Vinyl White, 1.00"W x 0.50"H (2.5cm W x 1.3cm H)	500/Roll	56.10
M71-30-427-AW	Brady Self Laminating Vinyl, 1.50"W x 0.750"H (3.8cm W x 1.9cm H)	250/Roll	38.34
M71-31-351	Brady Tamper-resistant Vinyl White, 1.50"W x 1.00"H (3.8cm W x 2.5cm H)	250/Roll	43.14
M71-20-351	Brady Tamper-resistant Vinyl White, 2.00"W x 1.00"H (5.1cm W x 2.5cm H)	100/Roll	34.50

M-51-427



Brady Specialty Use Labels

These labels, designed for use in the BMP41/BMP51 printers utilize materials that are helpful in less typical situations, such as warning signs, outdoor usage, or a variety of other tasks. Other configurations are also available. **As an authorized Brady reseller, we can bid on RFQs for any Brady part numbers. Contact us to request a non-obligatory quote**

MC-500-595-OR-BK	Brady Indoor/Outdoor Labels 0.5"W x 25'L (1.3cm W x 7.6m L) Orange/Black	1/Roll	38.06
MC-500-584	Brady Reflective Tape Labels 0.5"W x 20'L (1.3cm W x 6.1m L) White/Black	1/Roll	61.34
M-125-075-342	Brady Permasleeve Heat Shrink Labels 0.235"W x 0.75"H (0.6cm W x 1.9cm H)	80/Roll	54.44

M71-17-351



Item #	Description	Qty/Uom	1-9	10-24	25-99	100+
--------	-------------	---------	-----	-------	-------	------

Cable Labels - Wraparound Style, 3 Sizes to Choose From

CL0515	Cable Labels, .50"L x 1.5"W x .50"H (1.3cm L x 3.8cm W x 1.3cm H)	30/Roll	7.99	7.83	7.67	CALL
CL1150	Cable Labels, 1.0"L x 1.5"W x .50"H (2.5cm L x 3.8cm W x 1.3cm H)	30/Roll	14.37	14.08	13.80	CALL
CL1375	Cable Labels, 1.0"L x 3.75"W x 1.0"H (2.5cm L x 9.5cm W x 2.5cm H)	30/Roll	11.30	11.07	10.85	CALL



Labels wrap around cable for easy identification.

Note: CL Series labels are not intended for use with Brady printers.

ANTENNAS	4-15
Accessories	15
Ceiling	13
GPS	13
Mobile Mount.....	12
Mounting Brackets.....	15
Omni.....	6, 7
Panel	8, 9
Parabolic Dish.....	5
Patch	8, 9
PCB	8
Radome Covers.....	5
Range Extender.....	14
Rubber Duck.....	10
Sectorial Array	11
Sectorial Panel.....	11
UHF.....	8
Yagi	14

AUDIO/VIDEO **146-163**

Cable Assemblies	
Angled	148, 153, 154
Armored DVI-D	155
Armored HDMI	150
BNC	158, 159
DisplayPort.....	149, 150, 155, 156
Dongle	150
DVI	151, 152
DVI-D	151, 153, 154
Flat	149
EVC	155
HDMI.....	147, 148, 149
HDMI Mini	149
High Flex.....	149
High Speed HDMI	147, 148
LSZH.....	154
Panel Mount.....	152
SVGA/VGA	157
Waterproof	149
VGA.....	149
Adapters, Couplers, Splitters	
3.5mm	160, 162
DisplayPort.....	162, 163
DVI	162, 163
HD15	160
HDMI.....	160, 162
RCA.....	162
Right Angle.....	161, 162, 163
Connectors	
Bendable.....	162
12G SDI.....	161
BNC	161
Field Termination.....	160
Mini DIN 4	162
Bulk Cable	161
VGA Extenders/Splitters.....	160
DVI/HDMI Extenders, Splitters	160

COAXIAL **164-203**

Cable Assemblies - 50 Ohm	
Formable.....	177
Low Loss 100-series.....	170, 171

Low Loss 195-series.....	171, 173-176
Low Loss 200-series.....	171-175
Low Loss 240-series.....	171-175
Low Loss 400-series.....	171, 173-178
Low Loss 600-series	
.....	172, 174, 175, 178
Low Loss 900 - series.....	171-174
Low PIM.....	176
RG142B	167
RG174.....	166-169
RG188.....	166-169
RG213.....	167, 169
RG223.....	167, 169
RG316.....	166-169
RG58.....	166-169
Semi-Rigid	177
U.FL & 1.13 Mini Coax.....	170

Cable Assemblies - 75 Ohm	
RG179.....	179
RG187.....	179-181
RG59.....	179-181
RG6.....	179, 181
Thinline.....	179-181

Cable Assemblies - Miscellaneous	
402SS Series	182
Lightning Protected	202
MIL-STD-1553B.....	183
Test Leads.....	203
TRB.....	183

Connectors	
50 and 75 Ohm	190, 191-193
Low PIM.....	176
Panel Mount.....	202

Adapters, Couplers, Splitters	
Baluns.....	202
Interseries.....	184, 185
Kits	188, 203
Low PIM.....	176
Within Series.....	186, 187

Bulk Cable	
734/735 Type.....	197
Low-Loss.....	196
RG Series	197

Tools	
Crimping	198, 199
Stripping	199
Wall Plates and Jacks	202

Kits	
Adapter.....	188
Crimp Tool.....	198
Terminators.....	200
RF Attenuators	201

D-SUBMINIATURE **92-113**

Cable Assemblies	
Angled	98, 99
Armored.....	100
AT and Null Modem	96
Deluxe.....	94, 97
Deluxe Panel Mountable.....	101
Economy	93
Heavy Duty.....	94

High Density.....	102
LSZH.....	97
Premium	95, 96
Connectors	
Covers.....	104, 107
Crimp & Poke	111
Field Termination.....	107, 109
Hoods	111
PCB.....	109
Solder Cup	110
Waterproof	103

Adapters, Couplers, Splitters	
Adapter Kits	107
Filtered.....	107
Gender Changers	106
Right Angle Adapters	108, 109
Serial-Null Modem	105
Y Splitters	108
Bulk Cable	113
Hardware.....	112
Tools and Accessories.....	104, 112
Loopbacks	106, 107
Wall Plates.....	112

ETHERNET **43-85**

Aerospace Assemblies	63
Bulk Cable	63, 81-85
Cable Assemblies.....	43-66
Harsh Environment.....	56-57
Jacks.....	68-70
Patch Panels.....	72, 77, 79
Plugs	75, 76
Switches.....	249

ETHERNET MEDIA CONVERTERS **246-247**

ETHERNET SWITCHES **248-251**

Industrial Ethernet Switches.....	249
PLANET.....	250
Icron USB Extenders.....	251

FIBER OPTIC **204-223**

Cable Assemblies	
Active Optical Cables.....	220
APC/Simplex Single mode 9/125 ...	206
Colored, Flex Boot, Bend-Insensitive	
.....	215
Harsh Environment.....	205
Military/Industrial	221
OM1 Multimode 62.5/125	208
OM2 Multimode 50/125	210, 211, 215
OM3 10 Gigabit Multimode 50/125.....	212, 215
OM4 100 Gigabit Multimode 50/125....	214
OM5 100 Gigabit 50/125 Multimode....	212, 213, 216, 217
50/125 MPO Conversion Cables	218, 219
50/125 MPO Fiber Fanout.....	216-217
Single mode 9/125.....	206, 207, 215

Adapters, Couplers..... 207-209, 221
 Bulk Cable207, 208, 211, 214
 Cleaning Tools..... 222
 Harsh Environment Plugs 205
 Splice Trays 223
 Sub-Panels 223
 Termination Enclosures 223

FIREWIRE, DIN, SCSI, SATA 136-141

Cable Assemblies
 DIN and Mini DIN..... 140
 eSATA, SATA & Ultra ATA..... 137
 Firewire..... 139
 SCSI..... 138
 Adapters, Couplers, Splitters
 DIN and Mini DIN..... 141
 Firewire..... 139
 SCSI..... 138

IEEE-488 142-145

Cable Assemblies
 Deluxe..... 143
 Molded..... 144
 Premium 143
 Connectors 145
 Adapters 145

INTERNET of THINGS 16-18

Pressure Sensors 17, 18
 Transmitters..... 18

LIGHTNING/SURGE PROTECTORS 34-39

15V/24V PoE Data Line 35
 AC/DC Lines..... 37
 Coaxial.....37, 38, 39
 Current Loop Protectors 36
 Data Line35, 37, 38
 Load Cell/RTD 37
 PoE 38
 RS422/485/232, AISG 36
 Telephone/DSL/T1..... 36, 37
 USB 37
 Accessories 39

PATCH PANELS/RACKS 224-245

Audio Video Rack Panels 233
 Coaxial Rack Panels..... 233
 DIN Rail..... 230
 D-Sub Rack Panels 232
 Ethernet Rack Panels 234, 235
 Fiber Optic 231
 HDMI Rack Panels..... 230
 Network Racks..... 223
 Power Cords 241
 Power Strips/UPS Systems..... 242-243
 Rack Enclosures/Accessories
224, 226, 227, 228
 Relay Racks/Cabinets..... 225
 Universal Frames/Sub-panels... 236-240
 USB Rack Panels..... 232

POWER OVER ETHERNET 40-41

POWER SUPPLIES 244

RF FILTERS/SPLITTERS 20-21

Bandpass Filters 21
 Coax Signal Splitters 21
 Diplexers..... 21

SECURITY 252-253

Network Switch Boxes 253

TELECOM/MODULAR 42-91

Cable Assemblies
 50 Pin Telco/Octopus..... 87
 Angled53, 54, 55
 Category 5e 46, 51, 52, 53, 62, 63
 Category 6 43, 44, 48, 52
 Category 6a43, 44, 62, 63
 Category 7 53, 65
 Continuous Flex..... 57, 64
 Flat Silver Satin..... 86
 GigE Vision 65
 Harsh Environment..... 57
 Hi-Flex 62, 64
 High Temperature..... 63
 LSZH..... 44, 45, 47, 48, 66
 M8 Assemblies..... 59, 60
 M12 Assemblies..... 58, 59, 60, 65
 Network Extension 49
 Shielded Category 5e
47, 50, 51, 66
 Shielded Category 6
43, 45, 48, 66
 Shielded Category 6a43, 44, 66
 Slim-Line 43
 Waterproof 66
 Y Splitters 89
 Bulk Cable 63, 81-85
 Adapters, Couplers, Splitters
 Couplers 61, 67, 77, 79, 80, 90
 Harmonicas..... 87
 M12 Receptacles 61
 Splitters 88, 89
 TEE and Y Adapters 88, 89
 Jacks
 Category 5e 56, 68
 Category 6/6a 68
 Category 3 and Telephone 69
 Harsh Environment..... 56, 57
 Jam-nut..... 57
 Patch Panels72, 77, 78, 79
 Plugs56, 57, 74, 76
 Surface Mount Boxes 71
 Tools and Accessories73, 74, 76
 Wall Plates 70, 71

TEST EQUIPMENT 254-259

Coaxial/Cable Testers 255
 Environmental Testers 256
 Fiber Optic 258
 Label Printers..... 259

Network/Cable 255
 Test Kits..... 256, 258

USB 114-135

Cable Assemblies
 2.0116, 117, 118
 3.0 115, 116, 118, 119, 120
 3.1 115
 Active Optical 116
 Angled 119, 120, 126, 127, 128
 Armored..... 125
 Deluxe..... 117
 Dongles..... 115
 Economy 116
 Ferrites 118
 Harsh Environment..... 130
 High Flex..... 122
 Latching..... 124
 LSZH 122, 123
 Machine Vision Panel Mount..... 121
 Mini B/Micro B 123, 128
 Panel Mount 129
 Premium 117
 Waterproof 130
 Connectors
 Field Termination..... 134
 Hoods and Covers 134
 Panel Mount 132
 Waterproof 130, 132
 Adapters, Couplers, Splitters
 Mini/Micro..... 133
 Molded..... 133
 Panel Mount 131, 132
 Right Angle..... 133
 Hubs, Converters, Cards
 Converter Cables..... 135
 Bulk Cable 134

WEATHERPROOF ENCLOSURES 22-33

12 VDC..... 32
 120 VAC Powered/Heated.....28, 29, 30
 120 VAC Cooled/Vented 29, 30
 240 VAC 30
 AC Powered/Heated/Cooled 31
 Accessories 33
 DIN Rail..... 32
 NID 33
 PoE 31
 Standard Modified..... 26
 Standard Unmodified 25, 26
 Unmodified Kits..... 26, 27
 Windowed..... 32

WIRELESS COMPONENTS 19

Access Points..... 19
 Adapters 19
 Routers/Client Bridges 19

1. SCOPE; CHANGES

The terms and conditions stated herein (this "Agreement") govern all sales of products or services ("products") by Infinite Electronics, Inc. (collectively, "we," "us," "our," or "seller") to you or the entity you represent ("you" or "buyer"). You represent to us that you are lawfully able to enter into contracts (e.g., you are not a minor) and that if you are entering into this Agreement for an entity, such as the company you work for, you represent to us that you have the legal authority to bind that entity. Unless otherwise agreed to in writing by seller's authorized agent, any terms and conditions contained in buyer's purchase order or any other document that are different from or in addition to these terms and conditions are objected to, are rejected, and will not be binding on us. By placing an order for products from us, or by accepting delivery of the products described on the applicable packing slip, bill of lading and/or invoice received with the products, you agree to be bound by and accept these terms and conditions of sale.

We may change the terms and conditions of this Agreement in our sole discretion by posting an updated version of these terms and conditions at this location; provided, however, that the terms and condition of this Agreement in effect as of the date of an applicable order shall continue to govern such order and the products purchased thereunder.

2. ORDER ACCEPTANCE

a) Your receipt of an email or other form of order confirmation does not constitute our acceptance of your order or a confirmation of an offer to sell.

b) We reserve the right, without prior notification, to limit the order quantity on any item and/or refuse service to anyone.

c) All orders are subject to review and acceptance by us. You agree to provide complete and accurate contact information in connection with any order submitted to us. Verification of information may be required prior to the acceptance of any order.

d) In the case of pre-stocked finished goods, order acceptance is designated by fulfilling the order. In the case of products requiring post-order processing (including but not limited to design, material purchase, manufacturing or test), order acceptance is designated by performing activities unique to the order.

3. ORDER CANCELLATION

a) Orders fully or partially processed by seller may not be cancelled by buyer.

b) Products not previously stocked as finished goods are both Non-Cancelable and Non-Refundable ("NC/NR"). NC/NR products include cable assemblies, special orders, custom orders, orders for non-standard products, products not customarily in stock, scheduled orders requiring special procurements, or orders for products requiring assembly or manufacturing activities prior to shipping (not stored in completed state) as well as purchased services such as special testing or product modifications.

c) In the event of cancellation or other withdrawal of an order for any reason and without limiting any other remedy as a result of such cancellation or other withdrawal, reasonable cancellation or restocking charges, which shall include all expenses then incurred and commitments made by seller, shall be paid by buyer. Buyer's requests to reschedule are subject to acceptance by seller in its sole discretion. Orders may not be rescheduled after the order has been submitted by seller to the shipment carrier.

4. PRICES

a) Orders are billed at the prices (in US dollars) in effect at the time of shipment.

b) Prices will be as specified within seller's website or as stated in seller's quote / proposal. If no period is specified, quoted prices will be applicable for thirty (30) days.

c) For catalog products, the website contains the most current catalog pricing and is the price reference for such orders. Pricing included in the catalog is for reference only and final pricing is determined by the published website price.

d) For non-catalog products and services, prices cited are based on current costs and are subject to reasonable adjustment on or after the date of acceptance of any purchase order to meet a rise or fall in such costs, as computed on the date of delivery.

e) Prices are subject to change without notice.

f) Prices are exclusive of taxes, impositions and other charges, including: sales, use, excise, value added and similar taxes or charges imposed by any government authority, international shipping charges, forwarding agent's and broker's fees, bank fees, consular fees, document fees and import duties.

5. TERMS OF PAYMENT

a) All payments must be in US Dollars, or will be converted to US Dollars using seller's standard exchange rate at the time of purchase.

b) MasterCard, VISA, Discover, and American Express credit cards, purchase cards and major bank debit cards are accepted. Payment via net thirty (30) days is available to businesses, schools and agencies or as otherwise specified by seller subject to credit approval.

c) For International Orders, MasterCard, VISA, and American Express credit cards are accepted. Payment via open credit account with Net thirty (30) days may be established for companies having three U.S. references accepted to seller. Prepaid Wire Transfer: You can wire the funds to our bank. We will contact you with the total amount, which will include shipping charges and a \$40 wire transfer fee. Orders will not be accepted until funds have been received in full and the Purchase Order (PO) has been received. Notwithstanding anything to the contrary in this Agreement, seller may add or remove payment options in seller's sole discretion.

d) Buyer acknowledges that seller has the right to reassess buyer's creditworthiness from time to time. To the extent such is in accordance with law, in the event there is a decline in buyer's creditworthiness, seller may, upon thirty (30) days written notice, revise the payment terms between the parties. Upon request, buyer shall provide financial data evidencing the buyer's worth in order for seller to determine the creditworthiness of buyer. Such information shall include, but not be limited to, annual reports, balance sheets, and bank records.

e) If buyer is delinquent in its payment obligations, without prejudice to any other remedies available to it by law or in equity, seller may demand immediate payment and at seller's option (i) suspend all further deliveries to be made under the purchase order or any further performance under any other contract with buyer or buyer's affiliates, in which event buyer shall not be released in any respect from its obligations to seller under the purchase order; (ii) recover all costs of collection including but not limited to reasonable attorneys' fees; (iii) repossess the product for which payment has not been made; (iv) charge interest at 1.5% per month on the past due amount, not to exceed the interest percentage allowed by law; and (vii) reassess the credit worthiness of buyer and change any current payment terms. Any discount from seller's rates, if any, shall cease to apply to the delinquent invoice, buyer shall be invoiced for such differences in cost, and shall immediately pay the resulting invoice.

6. TAXES AND DUTIES

a) Any taxes related to the products purchased are the responsibility of buyer (excluding taxes based on seller's net income), unless buyer presents an exemption certificate acceptable to seller and the applicable taxing authorities. If any exemption certificate presented by buyer is held to be invalid, then buyer will pay seller the amount of the tax and any penalties and interest related thereto.

b) If possible, seller will bill taxes as a separate item on the invoice presented to buyer.

c) Sales tax will be charged on product cost and shipping & handling where applicable and required by law. Any sales tax due that is not collected by the seller is the responsibility of the buyer.

d) International orders may be subject to various taxes and duties in the country of destination, all of which are the responsibility of the buyer. This includes sales, use, excise, value added and similar taxes or charges imposed by any government authority, international shipping charges, forwarding agent's and broker's fees, bank fees, consular fees, document fees and import duties.

7. SHIPPING COSTS

Shipping or freight charges and insurance will be paid by the buyer and added to the invoice or billed collect unless specifically stated in the quote or order confirmation based on seller practices or promotions.

8. DELIVERY AND TITLE

a) Unless otherwise agreed to in writing, all products are shipped Incoterms 2010 - FCA Shipping Point. Subject to seller's right of stoppage in transit, delivery of the products to the carrier will constitute delivery to buyer and title and risk of loss will pass to buyer.

b) Seller will make reasonable efforts to initiate shipment and schedule delivery as close as possible to buyer's requested delivery date(s). Buyer acknowledges that delivery dates provided by seller are estimates only and that seller will not be liable for failure to deliver on such dates.

c) Selection of the carrier and delivery route will be made by seller unless specifically designated by buyer.

d) Seller reserves the right to make deliveries in installments. Delay in delivery of one installment will not entitle buyer to cancel any other installment(s). Delivery of any installment of products within thirty (30) days after the date requested will constitute a timely delivery. Delivery of a quantity that varies from the quantity specified shall not relieve buyer of the obligation to accept delivery and pay for the products delivered.

e) Deliveries shall be made during normal business hours Monday through Friday. One attempt to deliver will be made. Should delivery need to be rescheduled, any additional costs incurred for redelivery and/or storage fees will be charged to the buyer. Seller shall use reasonable efforts to make timely delivery but shall be excused from any delays arising out of causes beyond its reasonable control. Any specific delivery dates that may be stated are approximate.

f) If completion of delivery is prevented through no fault of seller, seller may specify a reasonable alternative place of delivery. Buyer agrees that all costs of storage and transport incurred following an initial attempt at delivery are hereby allocated to and imposed upon buyer, and shall be added by seller to the sale price. Delivery may at any time be withheld by seller pending payment of any sum due from the buyer to seller. Seller will return Product via the incoming method unless an alternative method has been indicated on the purchase order or a change authorized by the buyer representative.

g) Deliveries made outside the 48 contiguous States may be subject to modified terms and conditions as stated within the order quote.

9. LIMITED WARRANTY

a) Products manufactured and/or branded by seller are warranted for a period of one year from time of delivery against defects in workmanship or materials or failure to operate as described in product data sheets under normal use. In some cases, the warranty period may exceed one year where a written warranty description specific to a certain product is stated in a contract or posted on a company website, product catalog or user's manual. Accessories and consumable goods such as batteries, chargers and accessory cables are warranted for four months.

b) Products manufactured by seller in accordance with buyer's instructions or specifications provided by seller are warranted for a period of one year from time of delivery against defects in workmanship or materials only under normal use. In some cases, the warranty period may exceed one year where a written warranty description specific to a certain product is

stated in a contract or posted on a company website, product catalog or user's manual.

c) Calibration services are warranted for a period of one year from time of completion against defects in workmanship or materials or failure to operate as described in product data sheets under normal use.

d) The warranties set forth in this Section 9 shall not apply to any defect, failure, or damage arising from or in connection with: (i) improper use, or improper or inadequate maintenance and care; (ii) modifications to or repairs of the products performed by any party other than seller; (iii) combination of the products with any other technology, equipment, hardware, software, or other materials; (iv) use of the products in an environment not meeting the operating specifications for the products; (v) failure to properly transport, prepare, and store the products; (vi) acts of God; or (vii) any normal wear and tear or normal environmental degradation.

e) Products solely distributed by seller without alteration carry the warranty of the respective manufacturer only.

f) Seller will at seller's option and in seller's sole discretion, repair, replace or refund any products that are returned under warranty, and Seller's repair, replacement, or refunding of the price paid for a product under warranty shall be seller's sole liability, and buyer's sole remedy, for any breach of the warranties in this Section 9.

g) This warranty applies to the original purchaser only and is not transferable.

h) This warranty does not cover damage incurred during shipment which is the responsibility of the freight shipping company.

i) Buyer will bear the costs of access, de-installation, re-installation and transportation of the products to seller and back to buyer in connection with any warranty claims. Seller will reimburse the costs of transportation to seller and bear the costs of returning the repaired product or sending replacement product to buyer if the product is found to be covered under warranty.

j) Any repair or replacement pursuant to this limited warranty for products manufactured and/or branded by seller shall be warranted against the same defects re-occurring in a period of 12 months from time of delivery of the repaired or replaced product, or until the expiration of the original product warranty, which ever shall be the latter.

k) This limited warranty and remedies are expressly conditioned upon: (i) buyer's payment of the purchase price in full, (ii) buyer giving written notice of the defect, reasonably described, to seller within ten (10) days of the time when buyer discovers or ought to have discovered the defect, (iii) the storage, installation, operation, use, and maintenance of the products in compliance with product instructions, (iv) the existence of proper records of buyer's operation and maintenance of the products during the warranty period, (v) buyer providing seller with a reasonable opportunity to examine the products and the aforementioned records, and (vi) the absence of any unauthorized modification or repair of the products, including without limitation the removal or alternation of any serial numbers or product identifications.

l) THIS WARRANTY IS IN LIEU OF ANY AND ALL OTHER WARRANTIES, WHETHER ORAL, WRITTEN, EXPRESSED, IMPLIED OR STATUTORY. ANY IMPLIED WARRANTIES OF MERCHANTABILITY, FITNESS FOR A PARTICULAR PURPOSE AND NON-INFRINGEMENT ARE HEREBY DISCLAIMED.

10. RETURNS

a) Buyers wishing to return products must first obtain a Return Material Authorization (RMA) number from a Customer Service representative. Unauthorized returns will not be accepted at point of receipt. The RMA number must be printed on the outside of the package in order for it to be received and processed. Merchandise must be shipped prepaid.

b) Seller will determine in seller's sole discretion the appropriate remedies for returned items based on the

product's limited warranty and circumstances of the return including a possible refund of purchase price, credit for future purchase, replacement, repair, return to buyer as-is, scrap with consent, and refund of shipping expenses.

c) Items stocked as finished goods and ordered in error must have a Return Material Authorization (RMA) number issued within 30 days of the original order. These parts are eligible for full credit only if the returned products and packaging are in mint and salable condition. A repackaging/restocking charge not to exceed 25% of the sale price may be charged on any products not returned unopened. Under no circumstances will credit be issued after 30 days from date of invoice or for orders exceeding \$500.00 in total value. All freight charges are the responsibility of buyer.

d) Products not previously stocked as finished goods are not returnable unless found to be defective. These include cable assemblies, special orders, custom orders, orders for non-standard products, products requiring assembly or manufacturing activities prior to shipping (not stored in completed state).

e) Defective items must have a Return Material Authorization (RMA) number marked on the package prior to shipping.

f) After 30 days from invoice all merchandise returns for distributed products not manufactured by seller must be handled directly with that manufacturer in accordance with their warranty.

11. ORDER DISCREPANCIES

Claims for shortages, incorrect materials or invoicing errors must be made by buyer in writing within ten (10) business days after receipt of shipment. Claims for nonreceipt of shipment must be made in writing within ten (10) business days after receipt of invoice. No products shall be returned without seller's express instructions. Buyer must provide in writing the order number and describe all defects associated with the order.

12. LIMITATION OF LIABILITIES; INDEMNITY

a) IN NO EVENT WILL SELLER BE LIABLE TO BUYER OR TO ANY THIRD PARTY FOR ANY DELAY, FAILURE TO GIVE NOTICE OF DELAY, LOSS OF USE, SECURITY OR DATA BREACH, LOSS OF REVENUE OR PROFIT OR LOSS OF DATA, RECALL COSTS, SERVICE INTERRUPTIONS, DOWNTIME, TESTING, INSTALLATION, REPLACEMENT, OR REMOVAL COSTS, OR FOR ANY CONSEQUENTIAL, INCIDENTAL, INDIRECT, EXEMPLARY, SPECIAL OR PUNITIVE DAMAGES, WHETHER ARISING OUT OF BREACH OF CONTRACT, TORT (INCLUDING NEGLIGENCE), OR OTHERWISE, REGARDLESS OF WHETHER SUCH DAMAGE WAS FORESEEABLE AND WHETHER OR NOT SELLER HAS BEEN ADVISED OF THE POSSIBILITY OF SUCH DAMAGES. SELLER'S AGGREGATE LIABILITY FOR ANY CLAIMS ARISING OUT OF OR IN CONNECTION WITH THIS AGREEMENT SHALL NOT EXCEED THE PURCHASE PRICE PAID BY BUYER FOR THE PRODUCTS WHICH ARE THE SUBJECT OF THE CLAIM. THE DISCLAIMERS AND LIMITATIONS IN THIS SECTION 12 WILL APPLY NOTWITHSTANDING ANY FAILURE OF ESSENTIAL PURPOSE OF ANY LIMITED REMEDY AND TO THE MAXIMUM EXTENT PERMITTED UNDER APPLICABLE LAW.

b) Buyer shall defend seller from and against any claims, actions, proceedings, or suits brought by any third party (i) alleging infringement of intellectual property rights arising out of or in connection with seller's compliance with buyer's drawings, specifications, requirements or instructions or (ii) arising out of or in connection with the products supplied by seller and incorporated into the buyer's products (each a "Claim") and shall indemnify and hold harmless seller from any costs, liabilities, damages, fines, judgments, or expenses (including reasonable attorneys' fees) arising out of or in connection with any Claim.

13. EXPORT COMPLIANCE

a) Items are controlled by the U.S. Government and authorized for export only to the country of ultimate destination for use by the ultimate consignee or end-user(s) identified in the invoice.

They may not be resold, transferred, or otherwise disposed of, to any other country or to any person other than the authorized ultimate consignee or end-user(s), either in their original form or after being incorporated into other items, without first obtaining approval from the U.S. Government or as otherwise authorized by U.S. law and regulations. Buyer agrees to comply with all applicable export control laws, restrictions and regulations of the United States and those of the buyer's country, and shall not export, or transfer for the purpose of re-export, any product to any embargoed country or region, including but not limited to Cuba, the Crimean Region of Ukraine, Iran, North Korea, Sudan, and Syria, or to any denied, blocked, or designated person or entity as mentioned in any such United States or EU law or regulation. Buyer represents and warrants that it is not on the Denied Persons, Specially Designated Nationals or Debarred Persons List, as identified by the U.S. Treasury Office of Foreign Asset Control (OFAC) and by the U.S. Department of Commerce, Bureau of Industry and Security (BIS), or any other United States list of prohibited persons; is not owned or controlled by any person that is on one of those lists, or is otherwise prohibited by United States or other law from purchasing the products or services hereunder, and shall notify the seller immediately if buyer's status related to the above changes. Buyer shall be solely responsible to obtain any license to export, re-export or import as may be required. Buyer also agrees that it will not use these products in connection with the proliferation of weapons of mass destruction, including missiles, nuclear, chemical or biological weapons.

b) Seller shall not be liable for delays or refusals by governmental authorities or other authorities to grant licenses or approvals, nor for suspension or revocation thereof, nor for changes in export classification. Buyer must deliver requested information, including requested end-user information, necessary for export licenses to be granted, and or necessary for seller to determine if a license or other type of authorization is required.

c) For all custom orders, buyer shall provide seller with export classification information for all buyer property and information (including buyer drawings) delivered to seller in relation to this order. Export classification information includes the applicable export control classification, the country of origin and, for hardware only, the Harmonized Tariff Code. For such custom orders, seller will supply buyer with similar export classification information for products and/or information for which seller has design authority. Buyer and seller will promptly notify the other upon a change in classification information if any occurs prior to delivery.

14. GOVERNING LAW; VENUE

a) All matters arising out of or relating to this agreement, or a breach thereof, are governed by and construed in accordance with the internal laws of the State of California without giving effect to any choice or conflict of law provision or rule (whether of the State of California or any other jurisdiction) that would cause the application of the laws of any jurisdiction other than those of the State of California.

b) Any legal suit, action or proceeding arising out of or relating to this agreement, or a breach thereof, will be instituted in the federal or State courts located in the city of Irvine, California or its closest California venue. Each party irrevocably submits to the exclusive jurisdiction of the courts in any legal suit, action or proceeding.

15. LEGAL NOTICES

Any legal notice sent to seller from buyer, required or permitted hereunder, will be deemed to have been effectively delivered if in writing and served by personal delivery or sent by registered or certified mail with return receipt requested, postage prepaid, to seller at the primary address specified as seller's place of business.

16. INTELLECTUAL PROPERTY

a) Notwithstanding delivery of and the passing of title in any product, nothing in these terms and conditions shall have the effect of granting or transferring to, or vesting in, buyer any intellectual property rights in or to any products.

b) The drawings, text, product depictions, logos, content, product descriptions, and organization and taxonomy of seller's website, catalogue, product guides or other documents and media owned by the seller and of the described content there within are proprietary to the seller and protected by intellectual property laws, including but not limited to United States Copyright law and United States Trademark law. Whether seller owns copyrights in these works or not, their content and the selection, arrangement, coordination and structure of the arranged content there within are the sole property of the seller. Use of the above stated materials does not give anyone the right to modify, reproduce, transmit, publish, publicly display, adapt, or create derivative works or in any way exploit any of the materials without express written permission of the seller.

c) All trademarks referenced in seller's catalog or website or depicted within any seller's documents or digital media, whether registered in United States or other countries, may not be used without permission of the respective trademark owner. This applies to seller owned trademarks as well as those of seller's suppliers.

d) SELLER MAKES NO REPRESENTATION OR WARRANTY THAT THE PRODUCTS (OR BUYER'S USE OR EXPLOITATION THEREOF) WILL NOT INFRINGE ANY INTELLECTUAL PROPERTY RIGHTS.

17. SOFTWARE

a) To the extent that the product or services contain or are software, seller hereby grants to buyer a non-exclusive, non-transferable, personal license to use the software and related documentation. Buyer's use conclusively evidences its acceptance of this license. Title to the software shall at all times remain with seller. Buyer agrees that the software, all enhancements, related documentation, and derivative works are, and will remain the sole property of seller and includes valuable trade secrets. Buyer agrees to treat the software and related documentation as confidential and to not copy, reproduce, sub-license, or otherwise disclose the software and related documentation to third parties. Buyer agrees to not disassemble, decompile, reverse engineer, create derivative works from or otherwise translate, customize, localize, modify, add to, or in any way alter, rent, or loan the software or related documentation unless the operation is specifically authorized by law.

b) Third party product software Licenses are separate end user license agreements ("EULA") and not issued pursuant to the above stated personal license.

c) Buyer agrees to defend, indemnify and hold harmless seller from all damages and third party claims arising from unauthorized use or transfer of the software or firmware.

d) If the software is licensed for use in the performance of a U.S. Government prime contract or subcontract, buyer agrees that consistent with FAR 12.211 and 12.212, commercial computer software, computer software documentation and technical data for commercial items are licensed under seller's standard commercial license.

18. CONFIDENTIAL INFORMATION

Buyer agrees that all confidential information furnished by or obtained from seller in connection with the sale of items

hereunder (including product data and manufacturing process data) shall be adequately safeguarded to prevent unauthorized disclosure. Buyer agrees not to (i) disclose any such information to any other person or entity, or (ii) use such information for any purpose, other than performing authorized activities directly related to the governing contract.

19. TOLERANCES

Unless otherwise agreed to in writing by seller, standard tolerances as described on seller's drawings, websites and/or posted catalog datasheets shall apply.

20. PRODUCT LINE CHANGES

Product specifications and availability are subject to change without notice. Seller reserves the right to change specifications or discontinue items at seller's sole discretion for any reason whatsoever including, but not limited to changing market conditions, product discontinuation, component unavailability, manufacturing cost changes and errors in advertisements.

21. FCC PART 15 AND PART 97 NOTICE

For systems operating within the jurisdiction of the United States Federal Communications Commission (FCC), buyer acknowledges that any amplification device it purchases is intended for use only in a transmission system certified under Part 15, Part 97 or other applicable section of the rules and regulations of the FCC, or that a legal exception to this requirement applies.

22. ASSIGNMENT

Buyer shall not assign this Agreement or any order hereunder without the prior written consent of the seller. Any assignment in violation of the foregoing will be void and of no force or effect. Seller may assign this Agreement or any order hereunder in seller's sole discretion and without restriction. This Agreement will be binding upon and inure to the benefit of the parties, their successors, and permitted assigns.

23. RELATIONSHIP

Nothing in this Agreement or any product or service orders shall be construed to place the buyer or seller in the relationship of partners or joint ventures, and the buyer and seller shall have no power to obligate or bind the other in any manner whatsoever.

24. WAIVER

No waiver by seller of any breach of this Agreement by the buyer shall be considered as a waiver of the subsequent breach of the same or any other provision.

25. SEVERABILITY

If any provision or portion of this Agreement shall be adjudged invalid or unenforceable by a court of competent jurisdiction or by operation of any applicable law, that provision or portion of this Agreement shall be deemed omitted and the remaining provisions and portions shall remain in full force and effect.

26. LIENS AND TITLE

a) Buyer hereby grants to seller a security interest in any property owned by the buyer (including buyer's beneficial rights to property leased by seller) in the possession of seller or any of seller's affiliates, at any time, to secure all amounts owed by buyer to seller under this Agreement.

b) In the case of repairs or overhauls performed pursuant to this Agreement, buyer grants seller a perfected security interest in all products retained in possession of seller upon which any repair or overhaul services have been performed by

seller. Buyer further acknowledges and agrees that, in addition to the security interest and lien expressly granted by buyer to seller, seller shall have a lien on the product retained in possession of seller to the extent otherwise provided by law. Buyer acknowledges that the lien (whether granted by buyer or through the operation of law) for repairs or overhaul shall be for the full value of such work, and shall be superior to any lien or interest in favor of buyer, its parents, affiliates, or subsidiaries, or any other person who has knowledge of this Agreement. To the extent that seller maintains possession of product under repair, buyer agrees that seller is a secured creditor of buyer and has all the rights of a secured creditor.

c) With respect to products sold pursuant to this Agreement, buyer agrees and acknowledges that seller shall retain a security interest in such product, unless and until all payment for such products has been made and all other covenants and agreements of this Agreement have been performed in full. Accordingly, buyer agrees that it will not suffer or permit any lien or encumbrance to be established that effects the title to the product sold by seller pursuant hereto until seller has been paid in full. Buyer agrees that, in the event of buyer's insolvency, or in the event that any petition is filed by or against buyer under Chapter 7 or Chapter 11 of the Bankruptcy Code, seller may, at its discretion, recover all products sold pursuant to this Agreement and/or seek damages or costs under applicable laws.

27. STORAGE FEES

A storage fee will be applied monthly up to the maximum allowed by law on all repaired and overhauled units if delivery is not taken within five (5) days of notification.

28. FORCE MAJEURE

Notwithstanding anything else in this Agreement, no default, delay, or failure to perform on the part of seller will be considered a breach of this Agreement if such default, delay, or failure to perform is shown to be due to causes beyond reasonable control of seller, including, but not limited to, causes such as strikes, lockouts or other labor disputes, riots, civil disturbances, actions or inactions of governmental authorities or suppliers, epidemics, war, embargoes, severe weather, fire, earthquakes, acts of God or the public enemy, nuclear disasters, or default of a common carrier.

29. ENTIRE AGREEMENT; CONSTRUCTION; SURVIVAL

This Agreement sets forth the entire agreement and understanding of the Parties relating to the subject matter herein and supersedes all prior and contemporaneous communications, representations, discussions, and agreements between the Parties with respect to such subject matter. The titles and section headings used in this Agreement are for ease of reference only and shall not be used in the interpretation or construction of this Agreement. No rule of construction resolving any ambiguity in favor of the non-drafting party shall be applied hereto. The word "including", when used herein, is illustrative rather than exclusive and means "including, without limitation." In the event of any termination or expiration of this Agreement, buyer's obligations to pay amounts due hereunder and arising prior to the date of termination or expiration, as well as Sections 9, 12-18, and 21-29 shall survive such termination or expiration.

Methods of Payment:

• L-com account



Shipping Methods

- Next Day Air Next Business Day by 10:30
- Second Day Air Two Business Days
- Ground 3-5 Business Days, Continental US Only



Call Center Hours: 8:00 A.M. - 8:00 P.M. ET - 1-800-341-5266 - L-com.com

INFINITE ELECTRONICS, INC. FAMILY OF BRANDS

Dedicated to Serving the Engineers' Urgent Needs

Each Infinite company is a specialist within their respective product set, offering broad inventories of engineering-grade product, paired with expert technical support and short lead times.



PRODUCTS

Radio Frequency

Comprehensive and continuously expanding portfolio of radio frequency, microwave and millimeter products including interconnects, passives components and active components.

Wireless Connectivity

Full suite of passive WiFi and RFID products primarily used for wireless communications that include antennas, radios, surge protectors, cellular amplifiers and more.

Wired Connectivity

Diverse offering of standard, unique and custom products across the spectrum of connectors, cable assemblies, adapters and contact insertion/removal tools.

Industrial Networking

Network equipment, conversion equipment, power products and test related products with a focus on harsh environments and factory automation.

MARKETS



DEFENSE / AEROSPACE



GOVERNMENT



CONSUMER / ELECTRONICS



EDUCATION



INDUSTRIAL



TELECOMMUNICATIONS



INSTRUMENTATION



MEDICAL



If undeliverable to addressee, please route to Engineering or Purchasing Department.

PRSRT STD
U.S. POSTAGE
PAID
Infinite Electronics, Inc.

50 High Street
West Mill, 3rd floor, Suite #30
North Andover, MA 01845

CONTACT ID:



Same-Day Shipping



Expert Technical Support



Secure Online Ordering

L-com.com
sales@L-com.com



+1 (978) 682-6936

+1 (800) 341-5266



AVAILABLE FOR SAME-DAY SHIPPING