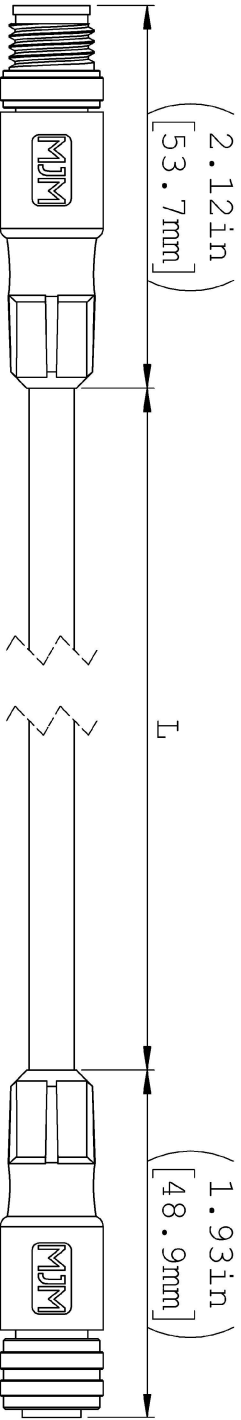


Assembly Specifications	
Temp Rating	-20 to 80 C
Max Voltage	30V
Max Current	2A
IP Protection	IP 67
Length (L)	40in / 1017mm
Tolerance	+2.0in -2.0in

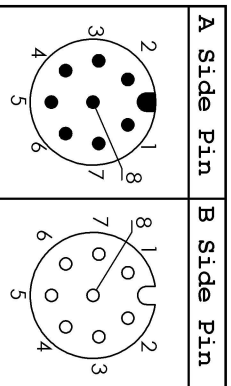
Wiring Schematic		
A Pin #	Conductor Color	B Pin #
1	Black	1
2	Red	2
3	Blue	3
4	Orange	4
5	Yellow	5
6	Brown	6
7	Red/Black	7
8	Blue/Black	8
Shield	Attached	Shield

Cable Specifications	
Cable Jacket	PVC
Cable OD	0.24in / 6.0mm
No. /Gauge	M46B-824
Conductor Jacket	PVC
Shielding	Yes

### A SIDE



### B SIDE




- Notes**
- 1) Connector pin view is from front of connector
  - 2) Not for interrupting current
  - 3) Some options and features may not be shown
  - 4) Additional technical details available upon request; Consult Factory
  - 5) Dimension in parentheses are for reference only



Date Gen: 4/18/24

REV	BY	DATE	DESCRIPTION
0	MMG	01/04/22	Initial Release
1	MMG	03/16/22	Production Release

Tolerance Unless  
Otherwise Specified  
0.00 = +/- 0.13  
0.000 = +/- 0.050  
ANGLES = +/- 5  
Secondary Unit for  
Reference Only



1200 East St, Fairport, OHIO 44077  
 PH: (440) 350-1230 [www.mjmindustries.com](http://www.mjmindustries.com)  
 Part Number:  
**M12A08M1-0040B-M12A08F1**

Description:  
 M12 A Coded 8 Position Male Straight to M12 A Coded  
 8 Position Female Straight with 40in of PVC Cable