7-1123724-6 ✔ ACTIVE

Economy Power

TE Internal #: 7-1123724-6

PCB Mount Header, Vertical, Wire-to-Board, 11 Position, 3.96 mm [.156 in] Centerline, Partially Shrouded, Tin, Through Hole - Solder, Economy Power

View on TE.com >

Connectors > PCB Connectors > PCB Headers & Receptacles







Connector System: **Wire-to-Board**

Number of Positions: **11**

Number of Rows: **1**

Centerline (Pitch): **3.96 mm [.156 in]**

PCB Mount Orientation: **Vertical**

Features

Product Type Features

Connector Shape	Rectangular
Connector System	Wire-to-Board
Header Type	Partially Shrouded
Sealable	No
Connector & Contact Terminates To	Printed Circuit Board
PCB Connector Assembly Type	PCB Mount Header

Configuration Features

Number of Power Positions	11
Number of Loaded Positions	6
Number of Positions	11
Number of Rows	1
PCB Mount Orientation	Vertical

Electrical Characteristics

Operating Voltage	250 VAC

Body Features

Connector Profile	Low
Primary Product Color	Natural

Contact Features

Contact Mating Area Length	7.7 mm[.303 in]
Contact Size	1.14mm
PCB Contact Termination Area Plating Material Thickness	1 µm[39.37 µin]
Contact Layout	Inline
Contact Underplating Material Thickness	.8 - 1.8 µm[31.5 - 70.86 µin]
Contact Mating Area Plating Material Thickness	1 µm[39.37 µin]
Contact Shape & Form	Square
Contact Underplating Material	Nickel
PCB Contact Termination Area Plating Material	Tin
Contact Base Material	Brass
Contact Mating Area Plating Material	Tin
Contact Type	Tab
Contact Current Rating (Max)	8 A

Termination Features

Square Termination Post & Tail Dimension	1.14 mm[.045 in]
Termination Post & Tail Length	3.7 mm[.146 in]
Termination Method to Printed Circuit Board	Through Hole - Solder

Mechanical Attachment

Mating Alignment Type	Polarization
Mating Retention	With
Mating Retention Type	Locking Tab
Connector Mounting Type	Board Mount
Mating Alignment	With
PCB Mount Alignment	Without
PCB Mount Retention	Without

Housing Features

Housing Material	Nylon
Centerline (Pitch)	3.96 mm[.156 in]

Dimensions

Connector Length	43.5 mm[1.71 in]
Connector Height	9.2 mm[.36 in]
Connector Width	8.5 mm[.334 in]
PCB Thickness (Recommended)	1.6 mm[.063 in]

Usage Conditions

Operating Temperature (Max)	105 °C[221 °F]
Operating Temperature Range	-30 - 105 °C[-22 - 221 °F]

Operation/Application

Circuit Application	Power

Industry Standards

Glow Wire Rating	GWT 750°C (Without Flame)
UL Flammability Rating	UL 94V-2

Packaging Features

Packaging Quantity	300
Packaging Method	Bag

Other

Position Locations Omitted	2, 4, 6, 8, 10
Number of Blocked Positions	5

Product Compliance

For compliance documentation, visit the product page on TE.com>

EU RoHS Directive 2011/65/EU	Compliant
EU ELV Directive 2000/53/EC	Compliant
China RoHS 2 Directive MIIT Order No 32, 2016	No Restricted Materials Above Threshold
EU REACH Regulation (EC) No. 1907/2006	Current ECHA Candidate List: JAN 2024 (240) Candidate List Declared Against: JAN 2024 (240) Does not contain REACH SVHC
Halogen Content	Not Low Halogen - contains Br or Cl > 900 ppm.
Solder Process Capability	Not reviewed for solder process capability

Product Compliance Disclaimer

This information is provided based on reasonable inquiry of our suppliers and represents our current actual knowledge based on the information they provided. This information is subject to change. The part numbers that TE has identified as EU RoHS compliant have a maximum concentration of 0.1% by weight in homogenous materials for lead, hexavalent chromium, mercury, PBB, PBDE, DBP, BBP, DEHP, DIBP, and 0.01% for cadmium, or qualify for an exemption to these limits as defined in the Annexes of Directive 2011/65/EU (RoHS2). Finished electrical and electronic equipment products will be CE marked as required by Directive 2011/65/EU. Components may not be CE marked. Additionally, the part numbers that TE has identified as EU ELV compliant have a maximum concentration of 0.1% by weight in homogenous materials for lead, hexavalent chromium, and mercury, and 0.01% for cadmium, or qualify for an exemption to these limits as defined in the Annexes of Directive 2000/53/EC (ELV). Regarding the REACH Regulation, the information TE provides on SVHC in articles for this part number is based on the latest European Chemicals Agency (ECHA) 'Guidance on requirements for substances in articles' posted at this URL: https://echa.europa.eu/guidance-documents/guidance-on-reach

Compatible Parts

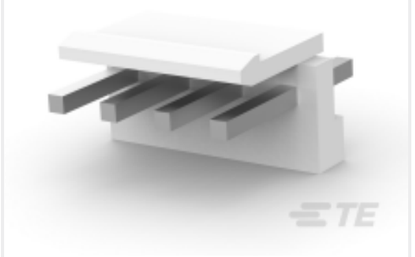

TE Part # 1-1123723-4
3.96 EP HDR ASSY 4P(NATURAL)



TE Part # 1-1318300-1
3.96 EP HDR ASSY 11P NAT/TUBE



TE Part # 1-1123723-1
3.96 EP HDR ASSY 11P(NATURAL)

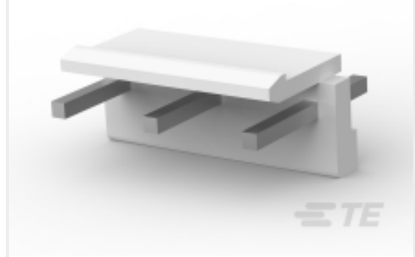

TE Part # 7-1123724-3
3.96EP HDR ASSY 3(5)P (NATURAL GWT)



TE Part # 7-1123724-5
3.96EP HDR ASSY 5(9)P NATURAL, GWT



TE Part # 1-1123723-0
3.96 EP HDR ASSY 10P(NATURAL)



TE Part # 1-1744416-1
11 POS EP II HSG, GLOW WIRE



TE Part # 1-1123724-6
7.92EP HDR ASSY 6P NATURAL



TE Part # 5-1123723-1
3.96 EP HDR ASSY 11P(BLACK)



TE Part # 7-1123724-1
3.96EP HDR ASSY 4(7)P (NATURAL GWT)



TE Part # 7-1123724-2
03P EP HDR HSG V0 GWT NO 02P

Also in the Series | Economy Power



Connector Contacts(15)



Connector Hardware(2)



Insertion & Extraction Tools(1)



PCB Headers & Receptacles(399)



Rectangular Connector Housings(1)



Rectangular Power Connectors(64)



Wire-to-Board Connector Assemblies & Housings(142)

Customers Also Bought



TE Part # 917722-6
2.5 S.D/LOCK HDR ASY 2P BLUE



TE Part # 1-2232960-6
6P POTTED RAST 2.5 HEADER



TE Part # 1-2299683-5
EP2.5 HDR 5P VERT W/O BOSS, TAPING,RED



TE Part # 1-2365497-8
EP2.5 single row SMT header,4P,green



TE Part # 2-2232960-4
4P POTTED RAST 2.5 HEADER



TE Part # 2360545-5
SGI 1.5 HDR, 5P, RA, Key A, Natural



TE Part # 2368182-9
RA SMC2.5 Potting header_9P



TE Part # 2382333-1
187 ASSY. TAPING AND REEL TAB



TE Part # 6-1376385-1
B-T-W CONN. 6P HDR ASSEMBL-WITHOUT PIN2

Documents

Product Drawings

7.92EP HDR ASSY 6(11)P NATURAL GWT

English

CAD Files

3D PDF

3D

Customer View Model

ENG_CVM_CVM_7-1123724-6_AD.2d_dxf.zip

English

Customer View Model

ENG_CVM_CVM_7-1123724-6_AD.3d_igs.zip

English

Customer View Model

ENG_CVM_CVM_7-1123724-6_AD.3d_stp.zip

English

By downloading the CAD file I accept and agree to the Terms and Conditionsof use.

Datasheets & Catalog Pages

1-1773885-9 Economy Power Connectors

English

Product Specifications

Application Specification

English