

## X-RSB-E Series Datasheet



- Speeds up to 600 rpm
- Continuous 360° rotation stage
- Multiple motor configurations
- Encoder position feedback with slip/stall detection and automatic recovery
- Built-in controller; daisy-chains with other Zaber products
- Optional integrated power-off brake

### X-RSB-E Series Overview

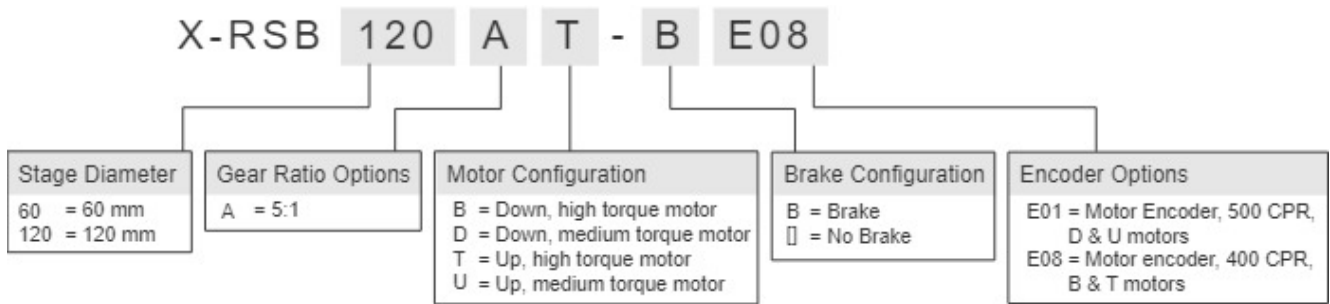
Zaber's X-RSB-E Series rotation stages feature a compact footprint, low profile, and a load capability of up to 50 kg. With a maximum speed of 600 rpm, these rotation stages are ideal for the rapid positioning of light loads to within a fraction of a degree.

They are stand-alone units requiring either a standard 24 V or 48 V power supply. A built-in motor encoder allows for closed-loop operation and slip/stall recovery features. There are two motor configurations available: up and down. Motor up configurations allow flush mounting of the device to a flat surface, and motor down configurations allow for a full 360° movement of loads that extend past the edge of the stage top. An indexed knob provides convenient manual control for versatile operation even without a computer. An optional power-off brake is available to protect the payload from unintended motion in the event of power loss.

These stages connect to the RS-232 port or USB port of any computer, and they can be daisy-chained with any other Zaber products. The daisy-chain also shares power, making it possible for multiple X-Series products to share a single power supply. Convenient locking, 4-pin, M8 connectors on the unit allow for secure connection between units. Like all of Zaber's products, the X-RSB-E Series is designed to be 'plug and play' and very easy to set up and operate.

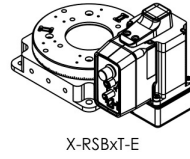
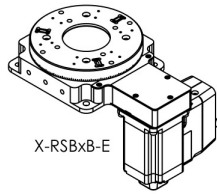
For more information visit: <https://www.zaber.com/products/rotary-stages/X-RSB-E>

## X-RSB-E Series Part Numbering & Options



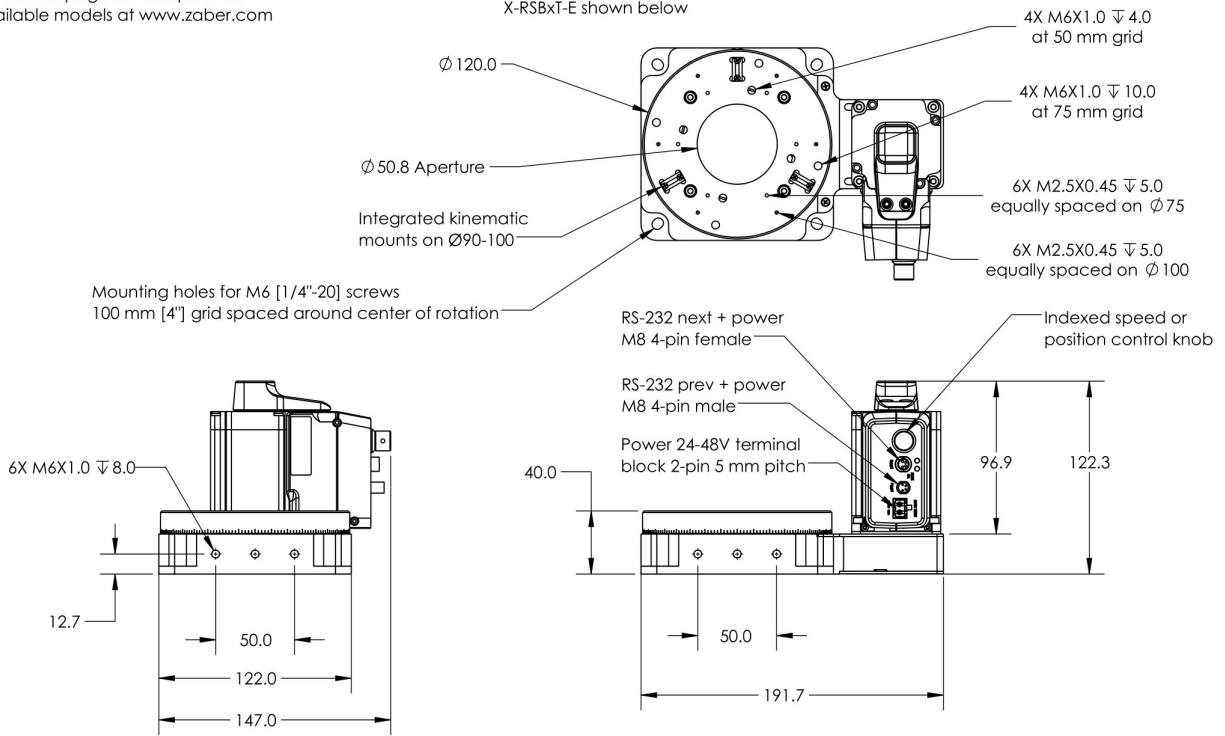
# X-RSB-E Series Drawings

**ZABER**  
**X-RSB-E Rotation Stage**  
 dimensions in mm



\*See product page for complete list of available models at [www.zaber.com](http://www.zaber.com)

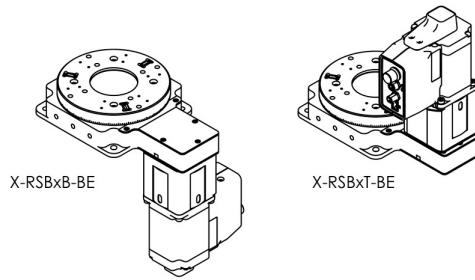
X-RSBxT-E shown below



DWG 3829 R01

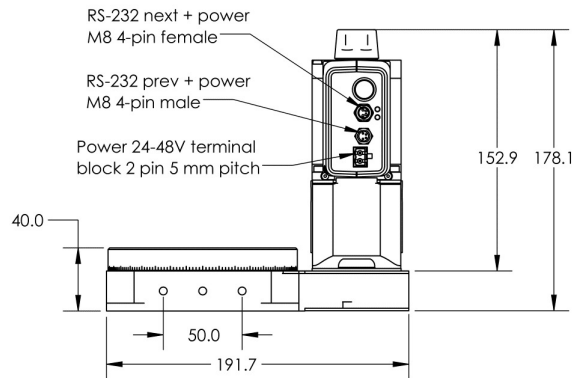
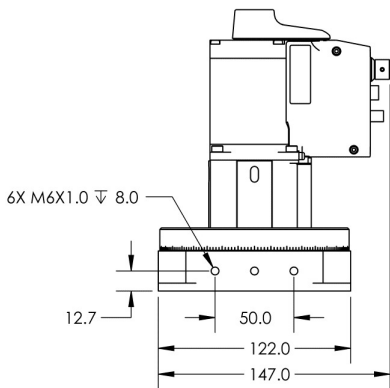
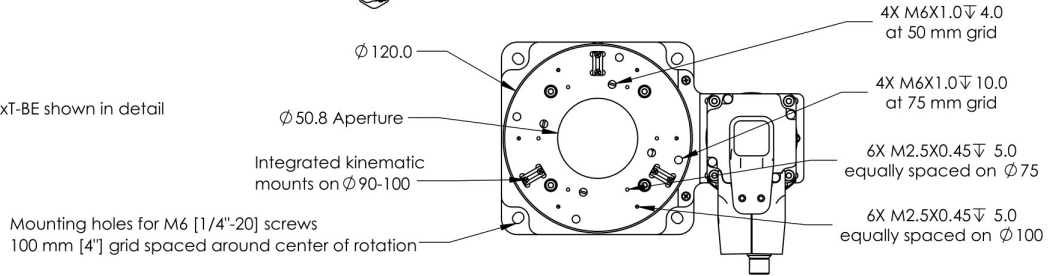
# ZABER

**X-RSB-BE Rotation Stage**  
 dimensions in mm



\*See product page for complete list of available models at [www.zaber.com](http://www.zaber.com)

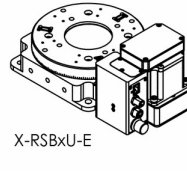
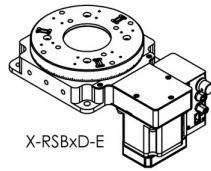
X-RSBxT-BE shown in detail



DWG-4234-R01

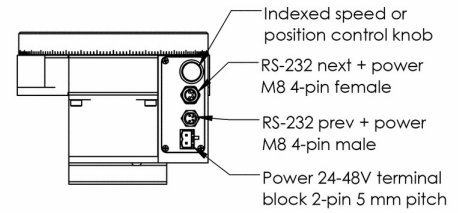
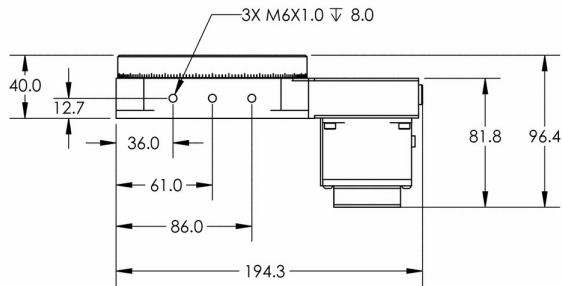
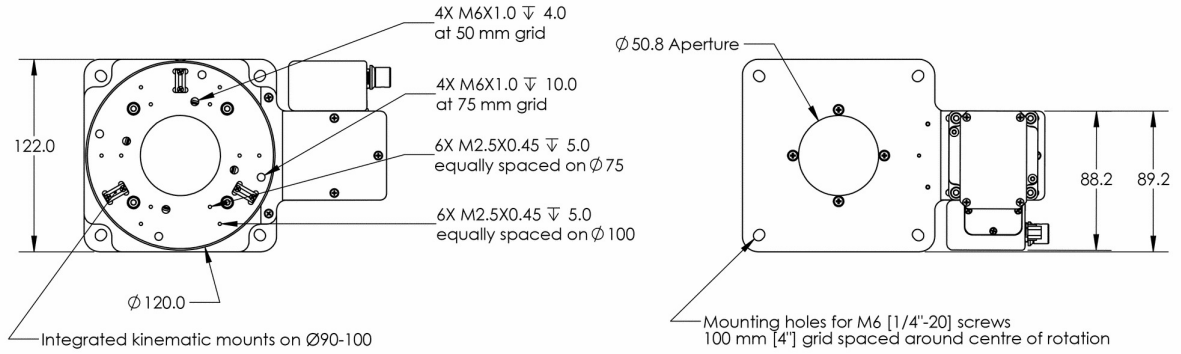
# ZABER

X-RSB-E Rotation Stage  
dimensions in mm



X-RSBxD-E shown below

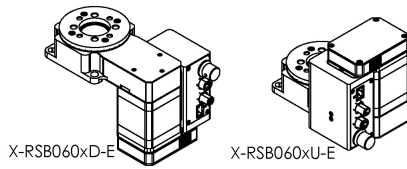
\*See product page for complete list of available models at [www.zaber.com](http://www.zaber.com)



DWG 10BP R01

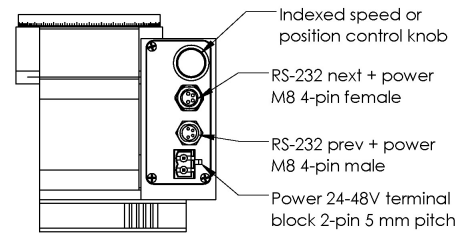
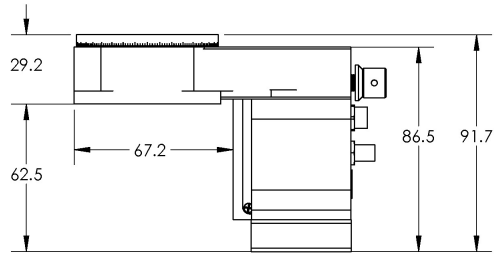
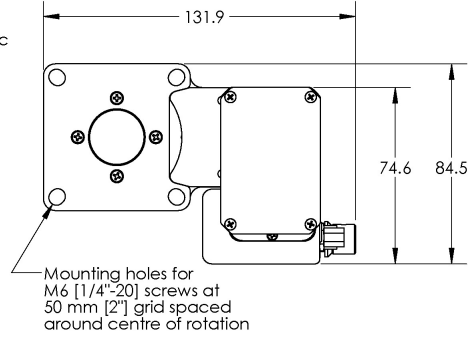
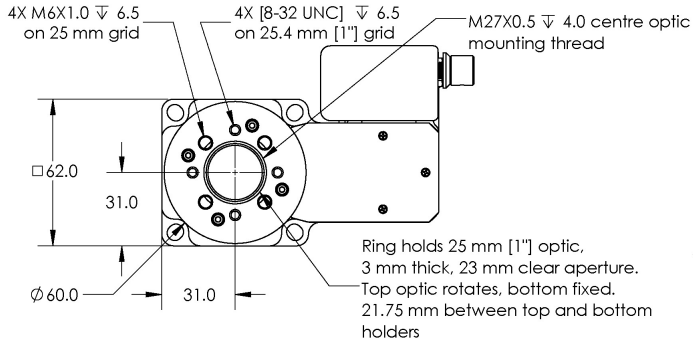
# ZABER

**X-RSB060-E Rotation Stage**  
 dimensions in mm



\*See product page for complete list of available models at [www.zaber.com](http://www.zaber.com)

X-RSB060xD-E shown below



DWG-2066 R01

## X-RSB-E Series Specifications

<b>Microstep Size (Default Resolution)</b>	<b>0.005625° (98.173 μrad)</b>
Built-in Controller	Yes
Range	360°
Repeatability	< 0.001° (< 0.017 mrad)
Minimum Speed	0.003434°/s (59.934 μrad/s)
Speed Resolution	0.003434°/s (59.934 μrad/s)
Encoder Type	Rotary quadrature encoder
Communication Interface	RS-232
Communication Protocol	Zaber ASCII (Default), Zaber Binary
Data Cable Connection	Locking 4-pin M8
Power Supply	24 - 48 VDC
Power Plug	2-pin Screw Terminal
Angular Motion Per Motor Rev	72°
Motor Steps Per Rev	200
Motor Type	Stepper (2-phase)
Default Resolution	1/64 of a step
Mechanical Drive System	Synchronous belt
Limit or Home Sensing	Magnetic home sensor
Manual Control	Yes
Axes of Motion	1
LED Indicators	Yes
Operating Temperature Range	0 - 50 °C
RoHS Compliant	Yes
CE Compliant	Yes
Vacuum Compatible	No

<b>Part Number</b>	<b>Accuracy (unidirectional)</b>	<b>Backlash</b>	<b>Maximum Speed</b>	<b>Encoder Resolution</b>
X-RSB060AD-E01	0.2° (3.490000 mrad)	< 0.1° (< 1.745 mrad)	3000°/s (500 rpm)	500 CPR (2000 states/rev)
X-RSB060AU-E01	0.2° (3.490000 mrad)	< 0.1° (< 1.745 mrad)	3000°/s (500 rpm)	500 CPR (2000 states/rev)

Part Number	Accuracy (unidirectional)	Backlash	Maximum Speed	Encoder Resolution
X-RSB120AB-E08	0.28° (4.886000 mrad)	< 0.25° (< 4.362 mrad)	3600°/s (600 rpm)	400 CPR (1600 states/rev)
X-RSB120AB-BE08	0.28° (4.886000 mrad)	< 0.25° (< 4.362 mrad)	3000°/s (500 rpm)	400 CPR (1600 states/rev)
X-RSB120AD-E01	0.28° (4.886000 mrad)	< 0.25° (< 4.362 mrad)	3000°/s (500 rpm)	500 CPR (2000 states/rev)
X-RSB120AT-E08	0.28° (4.886000 mrad)	< 0.25° (< 4.362 mrad)	3600°/s (600 rpm)	400 CPR (1600 states/rev)
X-RSB120AT-BE08	0.28° (4.886000 mrad)	< 0.25° (< 4.362 mrad)	3000°/s (500 rpm)	400 CPR (1600 states/rev)
X-RSB120AU-E01	0.28° (4.886000 mrad)	< 0.25° (< 4.362 mrad)	3000°/s (500 rpm)	500 CPR (2000 states/rev)

Part Number	Maximum Continuous Torque	Maximum Centered Load	Maximum Cantilever Load	Stage Top Dimension
X-RSB060AD-E01	230 N-cm (325.7 oz-in)	200 N (44.9 lb)	410 N-cm (580.6 oz-in)	60 mm (2.362")
X-RSB060AU-E01	230 N-cm (325.7 oz-in)	200 N (44.9 lb)	410 N-cm (580.6 oz-in)	60 mm (2.362")
X-RSB120AB-E08	750 N-cm (1062.1 oz-in)	500 N (112.1 lb)	2000 N-cm (2832.2 oz-in)	120 mm (4.724")
X-RSB120AB-BE08	750 N-cm (1062.1 oz-in)	500 N (112.1 lb)	2000 N-cm (2832.2 oz-in)	120 mm (4.724")
X-RSB120AD-E01	250 N-cm (354.0 oz-in)	500 N (112.1 lb)	2000 N-cm (2832.2 oz-in)	120 mm (4.724")
X-RSB120AT-E08	750 N-cm (1062.1 oz-in)	500 N (112.1 lb)	2000 N-cm (2832.2 oz-in)	120 mm (4.724")
X-RSB120AT-BE08	750 N-cm (1062.1 oz-in)	500 N (112.1 lb)	2000 N-cm (2832.2 oz-in)	120 mm (4.724")
X-RSB120AU-E01	250 N-cm (354.0 oz-in)	500 N (112.1 lb)	2000 N-cm (2832.2 oz-in)	120 mm (4.724")

Part Number	Radial Error Motion	Axial Error Motion	Tilt Error Motion	Bearing Plane Offset
X-RSB060AD-E01	+/- 4 µm (+/- 0.000157")	< 4 µm (< 0.000157")	+/- 0.0033° (+/- 57.60 µrad)	16.37 mm (0.644")
X-RSB060AU-E01	+/- 4 µm (+/- 0.000157")	< 4 µm (< 0.000157")	+/- 0.0033° (+/- 57.60 µrad)	16.37 mm (0.644")
X-RSB120AB-E08	+/- 3 µm (+/- 0.000118")	< 3 µm (< 0.000118")	+/- 0.0014° (+/- 24.43 µrad)	20 mm (0.787")



Part Number	Radial Error Motion	Axial Error Motion	Tilt Error Motion	Bearing Plane Offset
X-RSB120AB-BE08	+/- 3 $\mu\text{m}$ (+/- 0.000118")	< 3 $\mu\text{m}$ (< 0.000118")	+/- 0.0014° (+/- 24.43 $\mu\text{rad}$ )	20 mm (0.787")
X-RSB120AD-E01	+/- 3 $\mu\text{m}$ (+/- 0.000118")	< 3 $\mu\text{m}$ (< 0.000118")	+/- 0.0014° (+/- 24.43 $\mu\text{rad}$ )	20 mm (0.787")
X-RSB120AT-E08	+/- 3 $\mu\text{m}$ (+/- 0.000118")	< 3 $\mu\text{m}$ (< 0.000118")	+/- 0.0014° (+/- 24.43 $\mu\text{rad}$ )	20 mm (0.787")
X-RSB120AT-BE08	+/- 3 $\mu\text{m}$ (+/- 0.000118")	< 3 $\mu\text{m}$ (< 0.000118")	+/- 0.0014° (+/- 24.43 $\mu\text{rad}$ )	20 mm (0.787")
X-RSB120AU-E01	+/- 3 $\mu\text{m}$ (+/- 0.000118")	< 3 $\mu\text{m}$ (< 0.000118")	+/- 0.0014° (+/- 24.43 $\mu\text{rad}$ )	20 mm (0.787")

Part Number	Maximum Current Draw	Motor Rated Current	Inductance	Mounting Interface
X-RSB060AD-E01	2000 mA	2300 mA/phase	2.8 mH/phase	M6 and #8-32 threaded holes
X-RSB060AU-E01	2000 mA	2300 mA/phase	2.8 mH/phase	M6 and #8-32 threaded holes
X-RSB120AB-E08	3600 mA	4200 mA/phase	2 mH/phase	Kinematic with M2.5 and M6 threaded holes
X-RSB120AB-BE08	3600 mA	4200 mA/phase	2 mH/phase	Kinematic with M2.5 and M6 threaded holes
X-RSB120AD-E01	2000 mA	2100 mA/phase	7.2 mH/phase	Kinematic with M2.5 and M6 threaded holes
X-RSB120AT-E08	3600 mA	4200 mA/phase	2 mH/phase	Kinematic with M2.5 and M6 threaded holes
X-RSB120AT-BE08	3600 mA	4200 mA/phase	2 mH/phase	Kinematic with M2.5 and M6 threaded holes
X-RSB120AU-E01	2000 mA	2100 mA/phase	7.2 mH/phase	Kinematic with M2.5 and M6 threaded holes

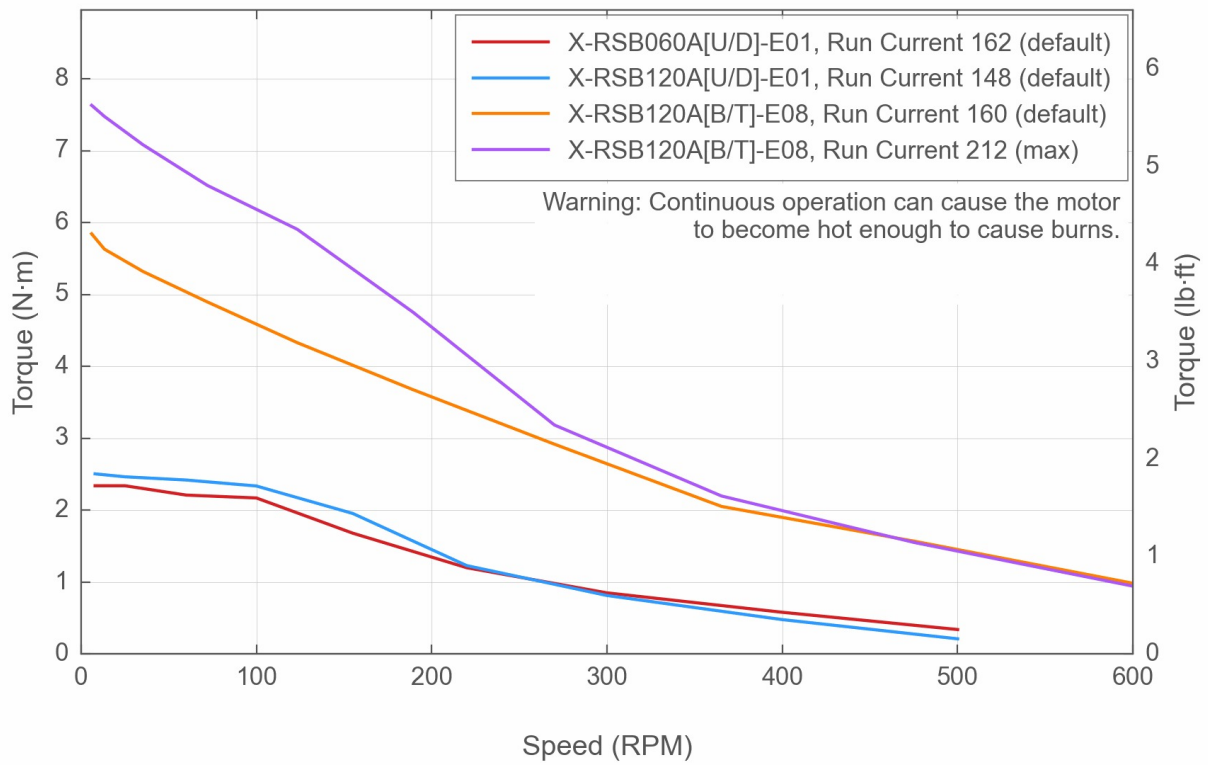
Part Number	Maximum Brake Torque	Weight
X-RSB060AD-E01		0.88 kg (1.940 lb)
X-RSB060AU-E01		0.88 kg (1.940 lb)
X-RSB120AB-E08		2.14 kg (4.718 lb)
X-RSB120AB-BE08	750 N-cm (1062.1 oz-in)	2.766 kg (6.098 lb)

Part Number	Maximum Brake Torque	Weight
X-RSB120AD-E01		2.14 kg (4.718 lb)
X-RSB120AT-E08		2.14 kg (4.718 lb)
X-RSB120AT-BE08	750 N-cm (1062.1 oz-in)	2.766 kg (6.098 lb)
X-RSB120AU-E01		2.14 kg (4.718 lb)

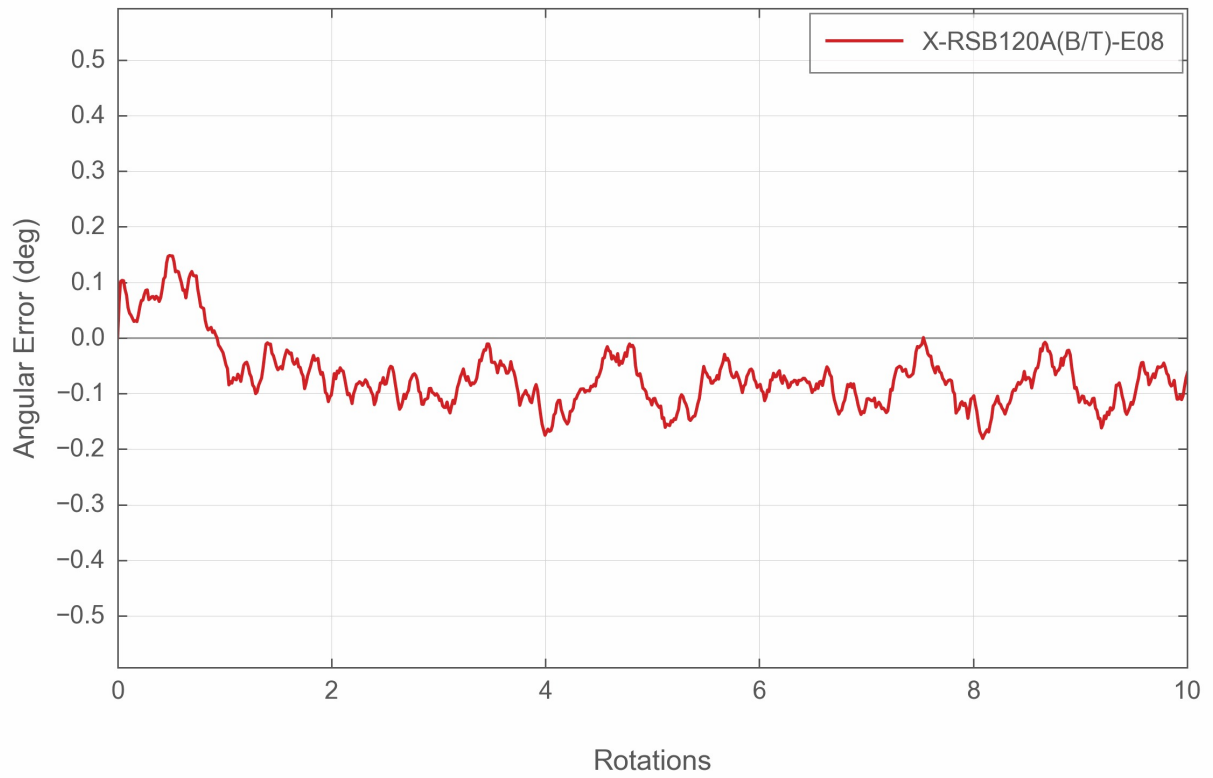
## X-RSB-E Series Charts

### Torque Speed Performance

48V

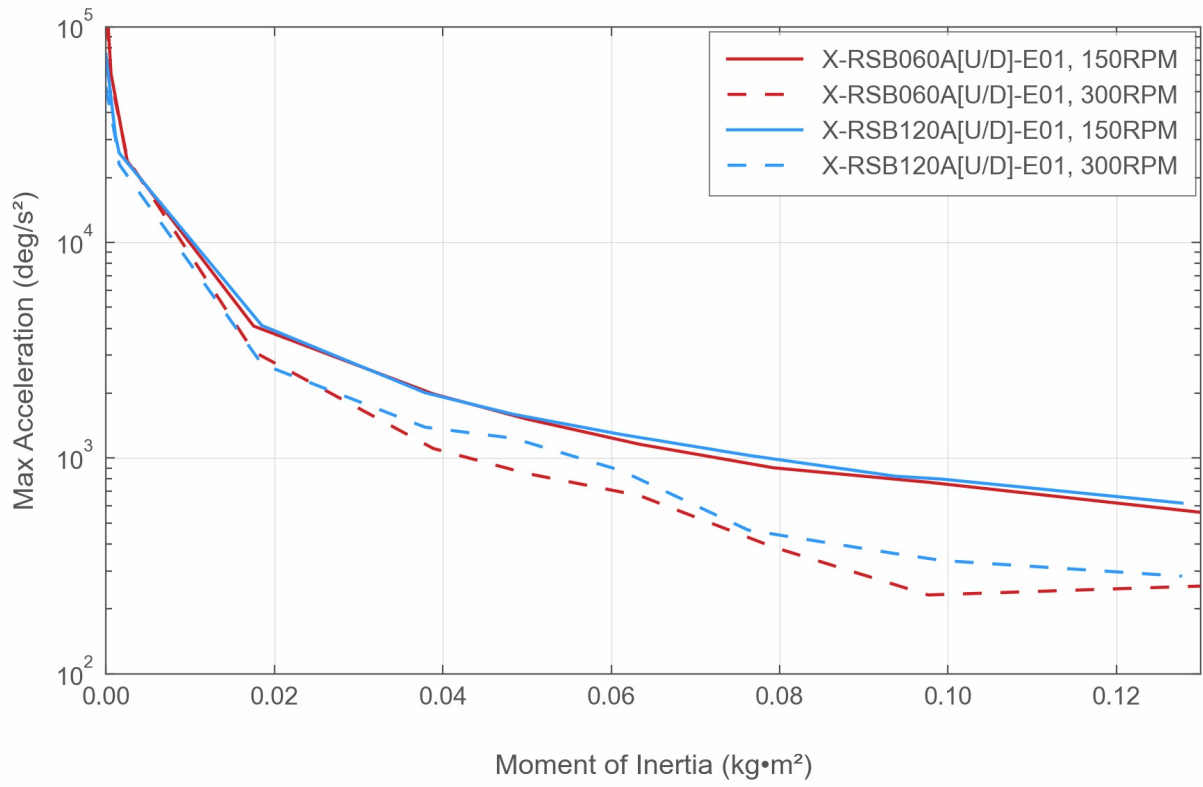


## Typical Accuracy



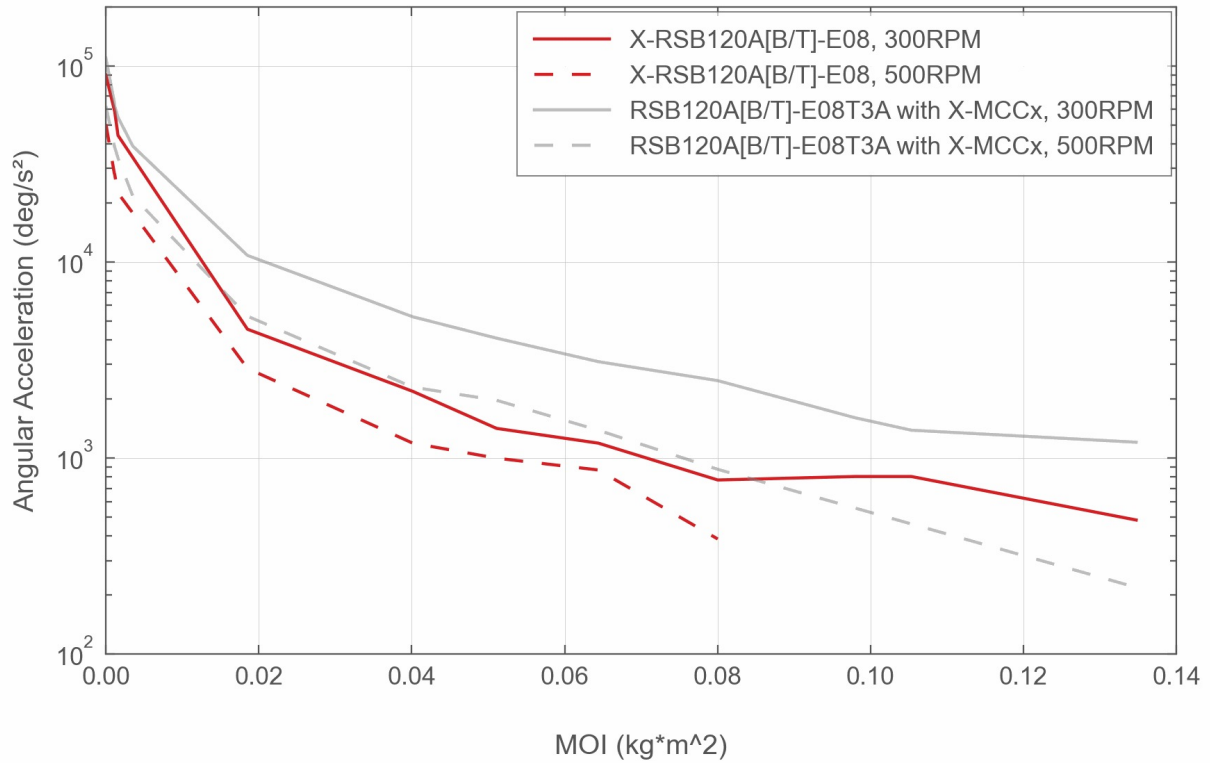
## Angular Acceleration

48V, Default Run Current



## Angular Acceleration

48V, Run Current 212 (max)



## Contact

Email: [contact@zaber.com](mailto:contact@zaber.com)

Phone (toll free Canada/USA): 1-888-276-8033

Phone (direct): 1-604-569-3780

Fax: 1-604-648-8033

Zaber Technologies Inc.

#2 - 605 West Kent Ave. N.

Vancouver, British Columbia

Canada, V6P 6T7

<https://www.zaber.com>