

WisBlock Unify Outdoor Enclosure 100x75x38 with Solar Panel Datasheet

Overview

Description

RAKBox-UO100x75x38 with Solar Panel is a small-sized **WisBlock Unify Enclosure** that allows you to charge the battery using solar energy. It is an IP65-rated protection class that allows the unit to be used outdoors while protecting the internal components from dust and water. It is also a weatherproof fire retardant enclosure made from ABS plastic specially designed for WisBlock Products. It also has a solar panel included for powering up your devices and charging the batteries.

Moreover, it supports different types of mounting options such as pole, wall, DIN rail, belt, and hook.

Features

- IP65-rated
- With Solar Panel
- Dimensions L x W x H: 100 mm x 75 mm x 38 mm
- Available in two (2) colors: cool gray and white color
- Two base plate options: **Plain Base Plate** and **WisBlock Bespoke Base Plate**
- Support the application of various scenarios via optional mounting accessories
- Allows **customization service** without MOQ and supports CNC machining, painting, label printing, etc.

Solar Panel Specifications

- [Solar Panel HX-80X45 Datasheet](#)
- Panel Dimensions: 80 mm x 45 mm x 1.7 mm (±0.2 mm)
- Voltage at nominal power: 5 V (±10%)
- Current at nominal power: 90 mA (±5%)
- Cell efficiency: 18%
- Working Environment:
 - Temperature (0-65° C)
 - Humidity (45-85%)
 - UV resistance
- The ZH1.5-2P connector
 - Red cable wire is for the positive pole
 - Black cable wire is for the negative pole

Enclosure Mechanical Dimensions

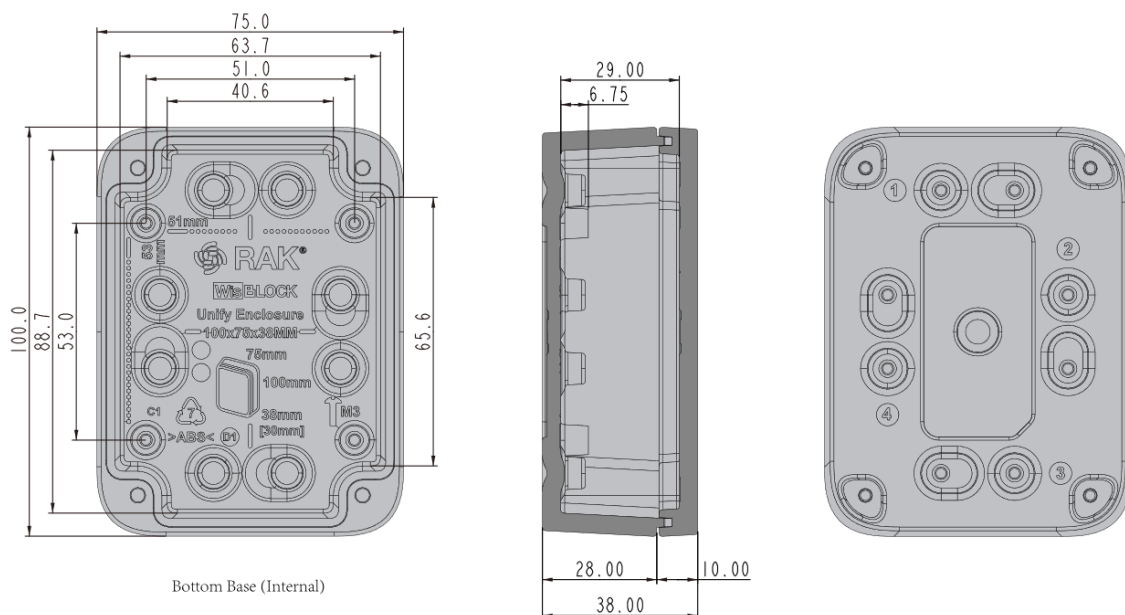


Figure 1: Small WisBlock Unify Enclosure dimensions

Enclosure with Mounting Accessories

The installation guide for mounting the different types of accessories can be found in [Mounting Guide](#) of the small unify enclosure.

These are the measurements when the mounting is attached to the enclosure:

- [Pole Mount Vertical](#)
- [Wall Mount](#)
- [Belt Clip Mount](#)
- [DIN Mount](#)
- [Magnet Mount](#)
- [Belt Loop Mount](#)
- [Label Mount](#)
- [Hook Loop Mount](#)

Pole Mount Vertical

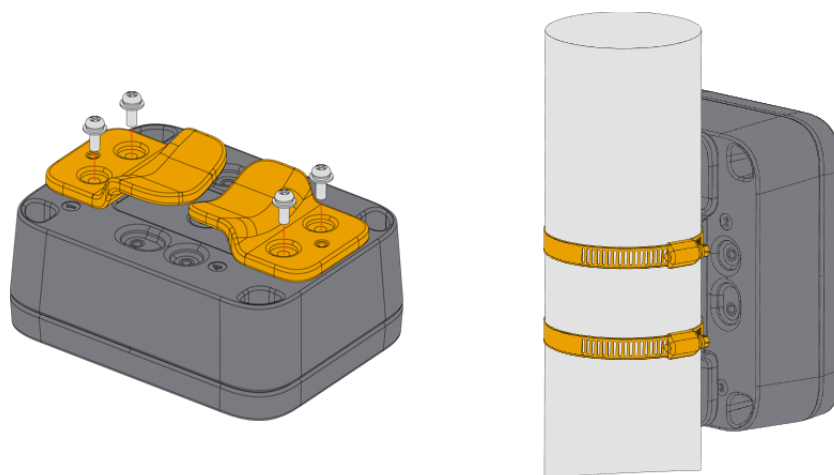


Figure 2: Vertical pole mount

Figure 3 shows the dimensions of the small unify enclosure with vertical pole mounts attached to it.

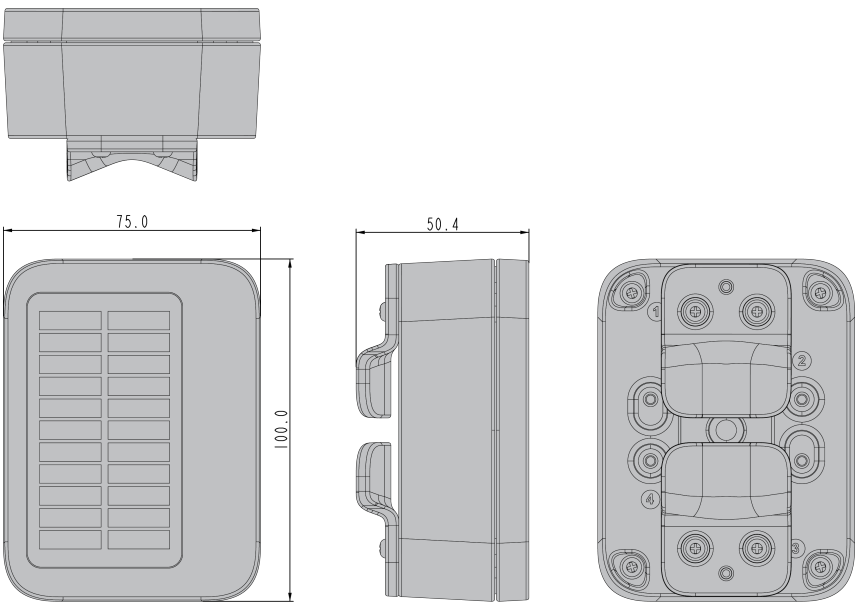


Figure 3: Dimensions of the enclosure with vertical pole mount

Buy from Store

Wall Mount

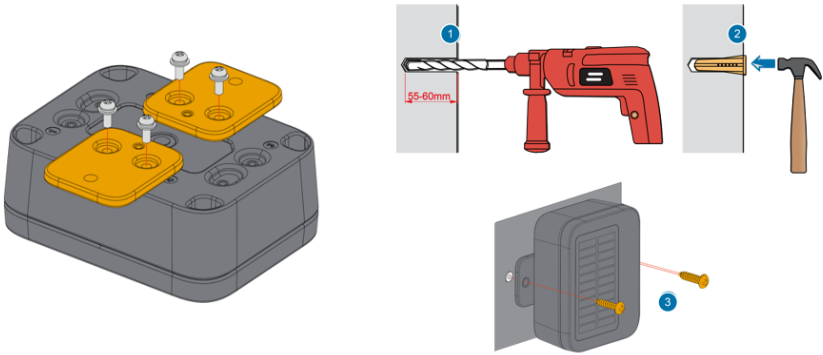


Figure 4: Wall mount

Figure 5 shows the dimensions of the small unify enclosure with wall mounts attached to it.

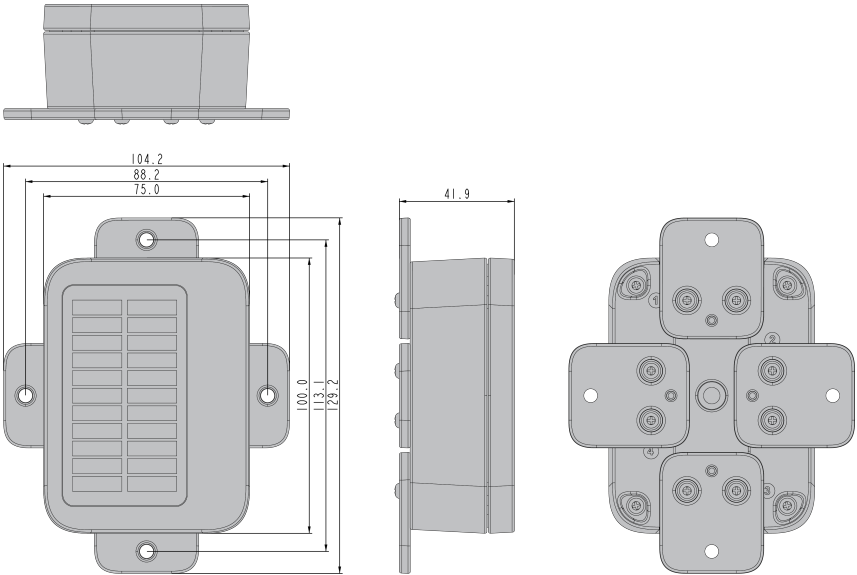


Figure 5: Dimensions of the enclosure with wall mount

Buy from Store

Belt Clip Mount

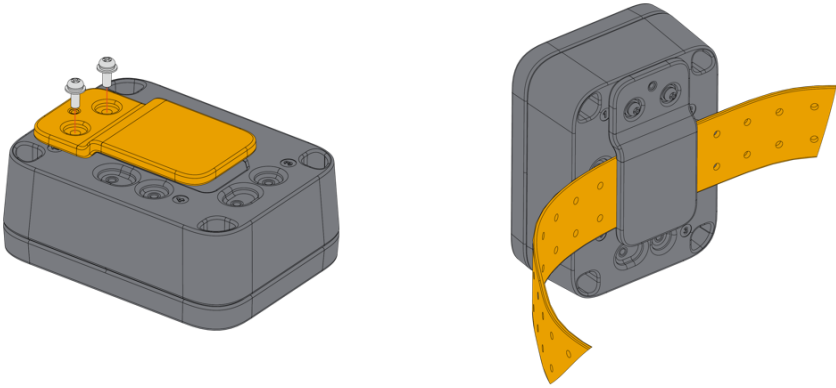


Figure 6: Belt clip mount

Figure 7 shows the dimensions of the small unify enclosure with a belt clip mount attached to it.

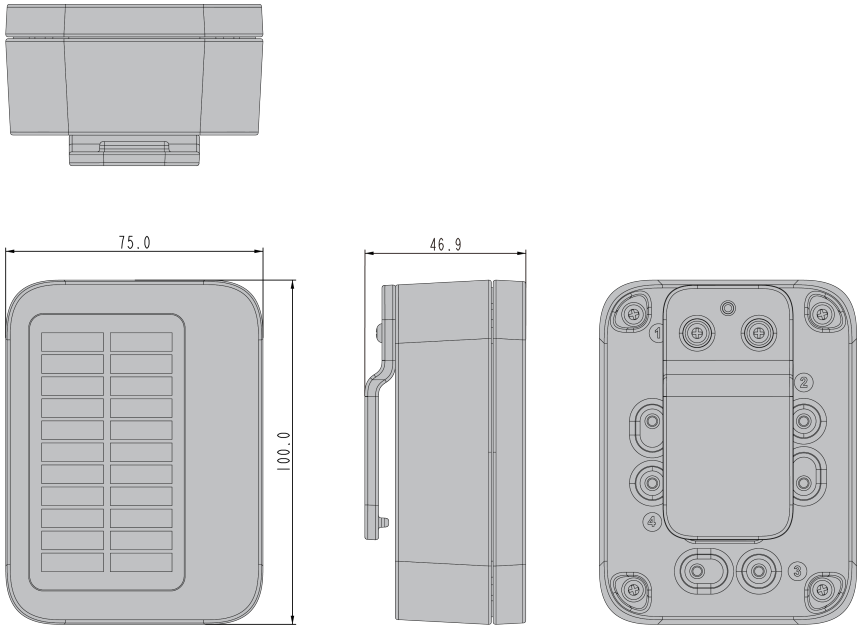


Figure 7: Dimensions of the enclosure with belt clip mount

[Buy from Store](#)

DIN Mount

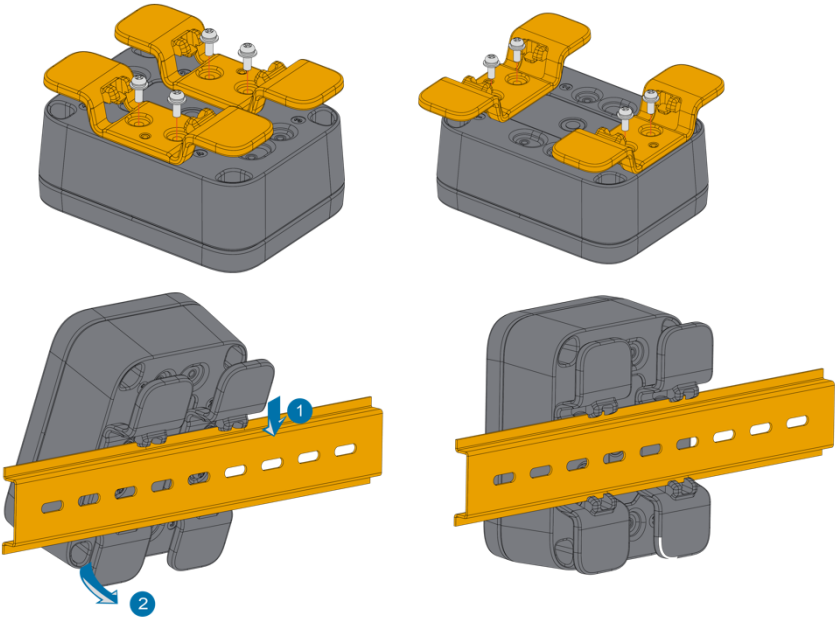


Figure 8: DIN mount

Figure 9 shows the dimensions of the small unify enclosure with a DIN mount attached to it.

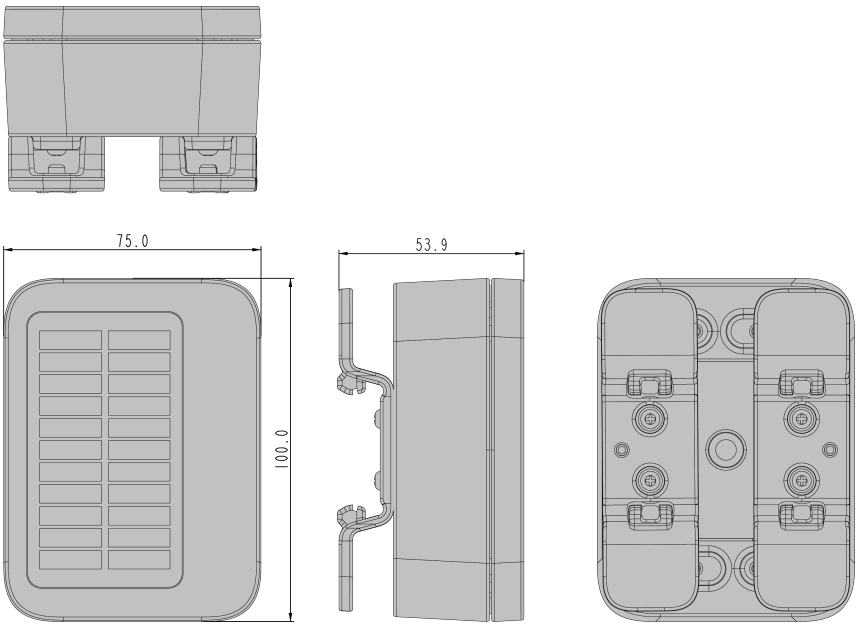


Figure 9: Dimensions of the enclosure with DIN mount

Buy from Store

Magnet Mount

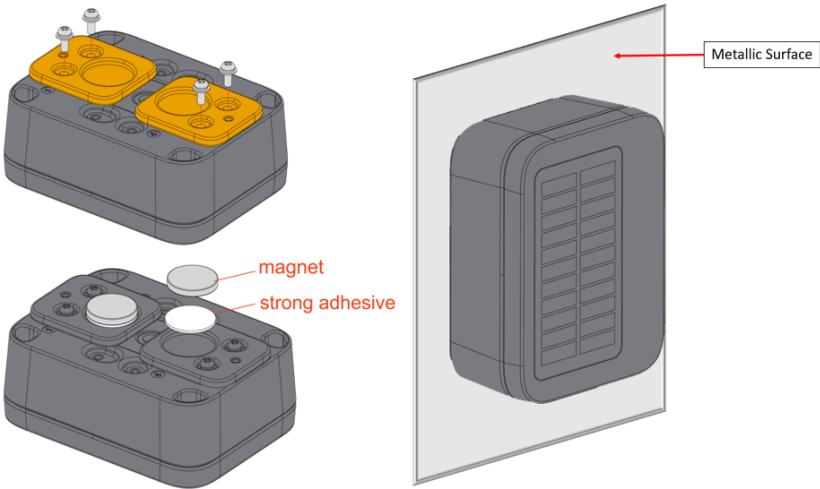


Figure 10: Magnet mount

Figure 11 shows the dimensions of the small unify enclosure with a magnet mount attached to it.

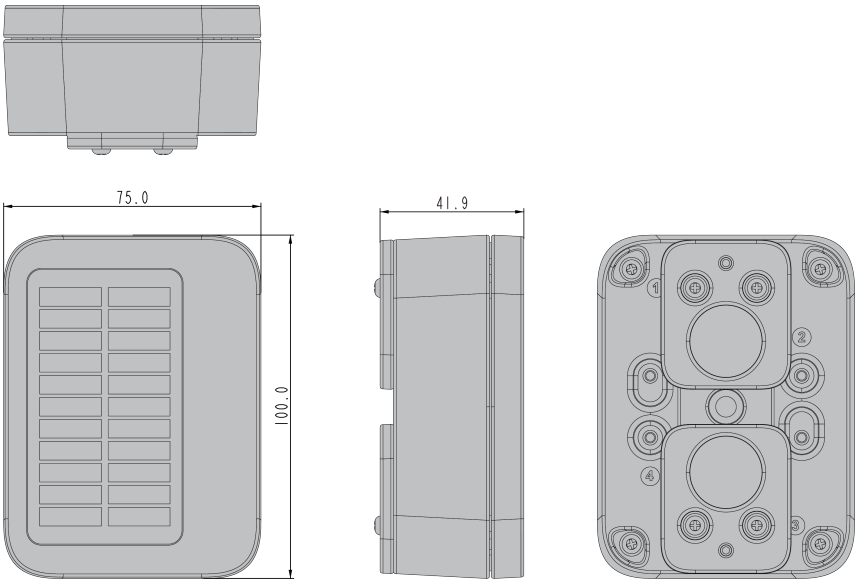


Figure 11: Dimensions of the enclosure with magnet mount

Buy from Store

Belt Loop Mount

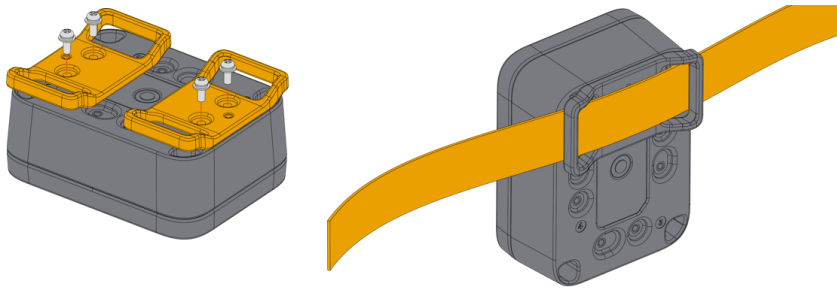


Figure 12: Belt loop mount

Figure 13 shows the dimensions of the small unify enclosure with a belt loop mount attached to it.

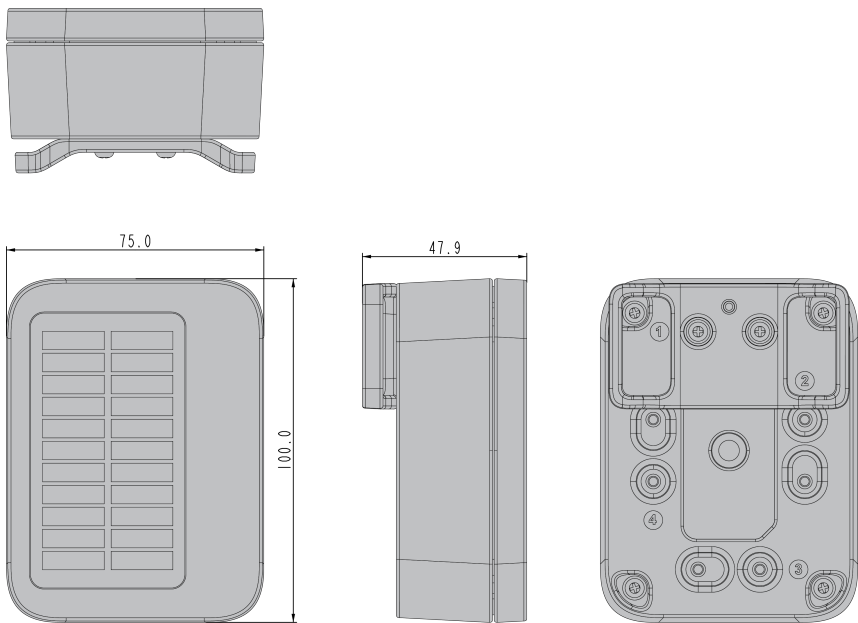


Figure 13: Dimensions of the enclosure with belt loop mount

Buy from Store

Label Mount

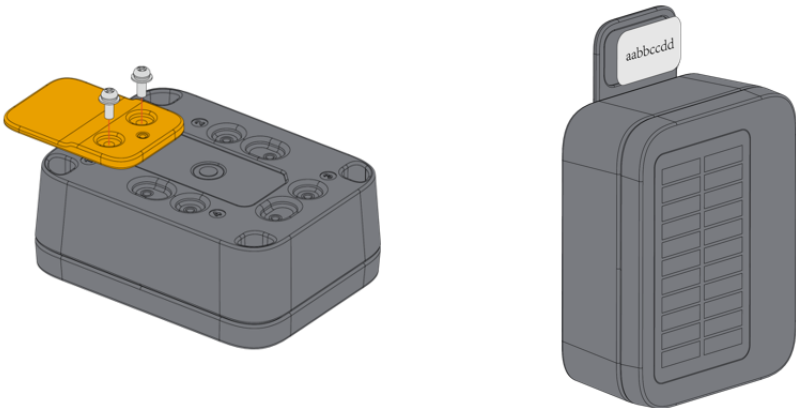


Figure 14: Label mount

Figure 15 shows the dimensions of the small unify enclosure with a label mount attached to it.

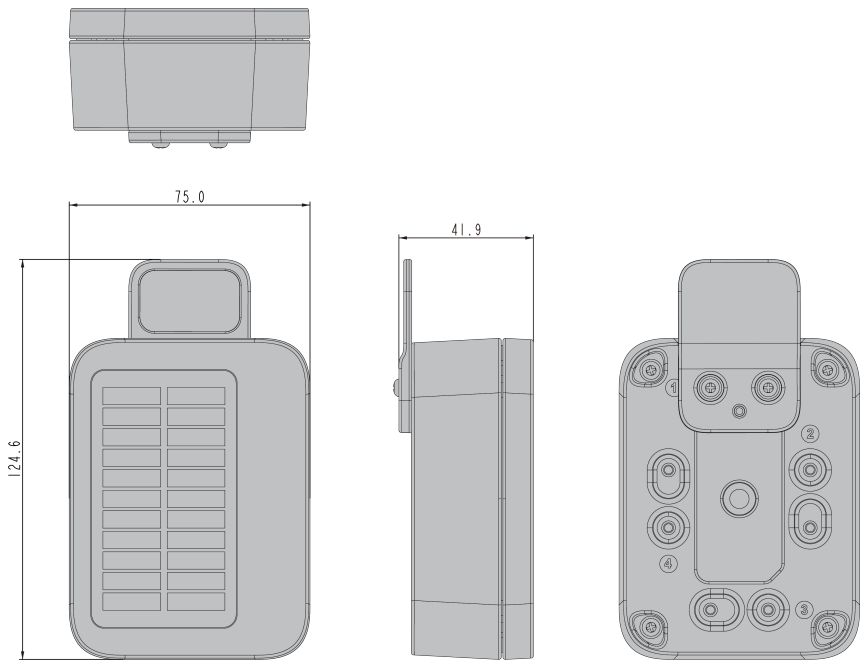


Figure 15: Dimensions of the enclosure with label mount

[Buy from Store](#)

Hook Loop Mount

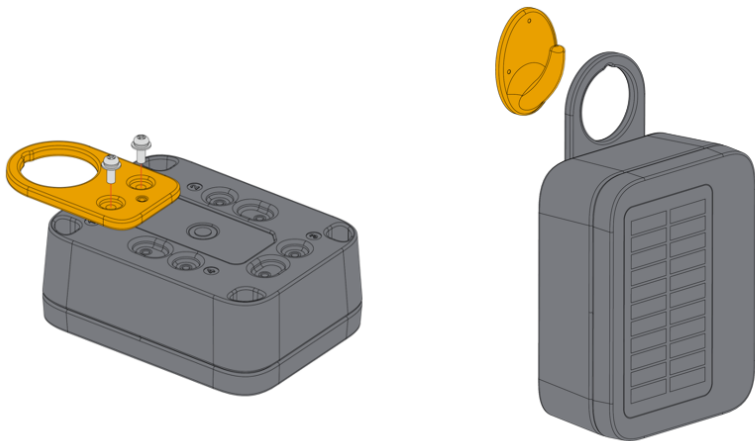


Figure 16: Hook loop mount

Figure 17 shows the dimensions of the small unify enclosure with a label mount attached to it.

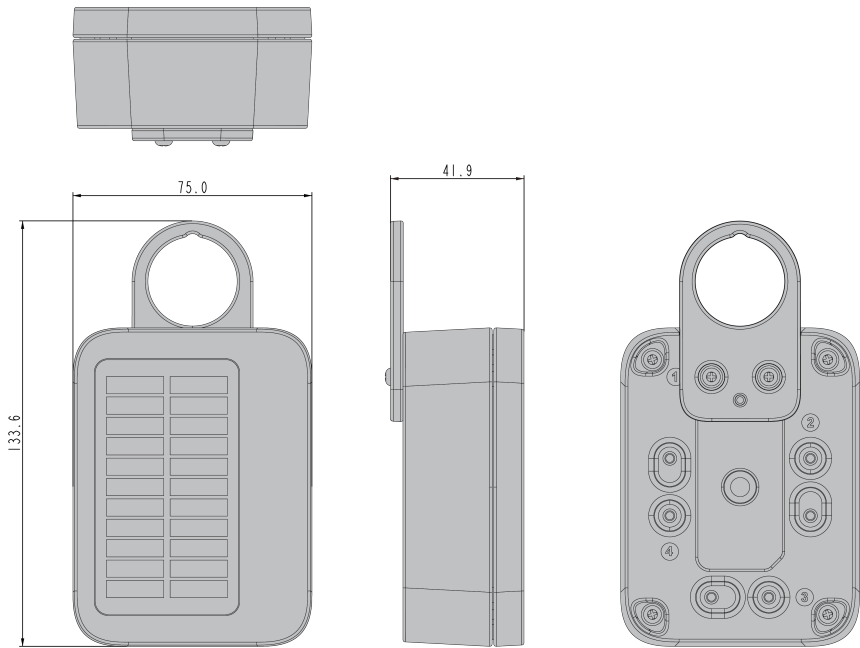


Figure 17: Dimensions of the enclosure with hook loop mount

[Buy from Store](#)

