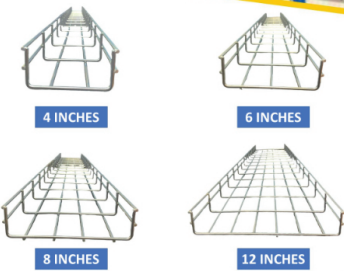


Cable Tray Straight Sections

Description:

Kable Kontrol's professional quality Steel Wire Mesh Cable Management Cable Trays for your building's wire management needs. Our standard and budget-friendly cable and wire tray system comes in four different widths (4", 6", 8", 12") at a 2" depth and 10' length with a wire thickness of 0.197".

Sold in both 5' and 10' lengths. Electro zinc finished.





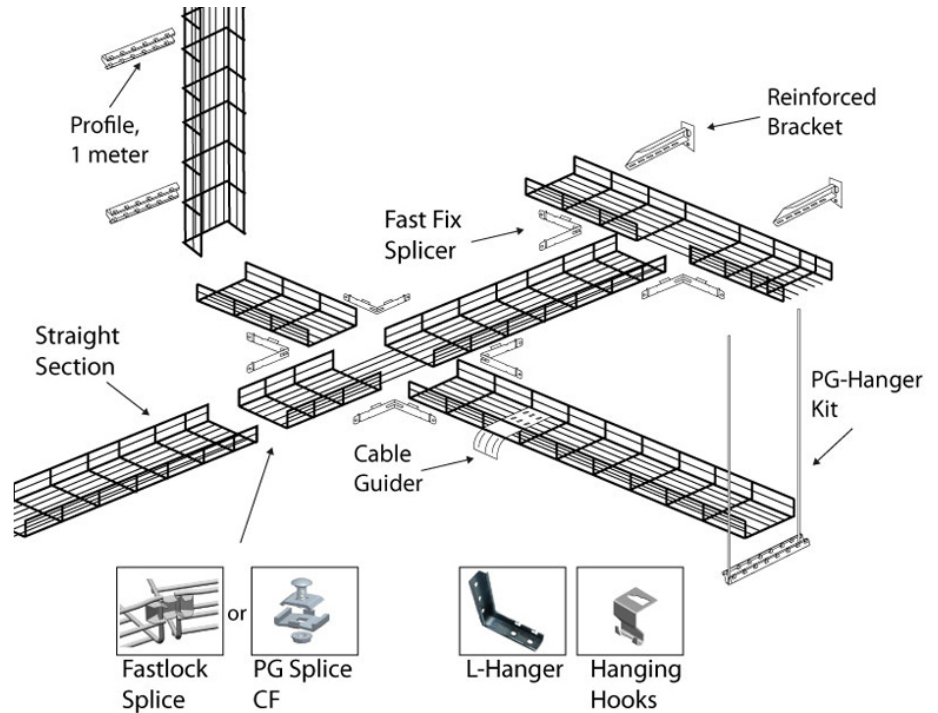
Applications:

Cable trays are ideal for wide variety of applications such as:









- Supporting and organizing power cables
- Routing cables and wires
- Organizing wiring and cables
- Supporting and protecting cables
- Routing cables in transportation settings
- Electrical installations

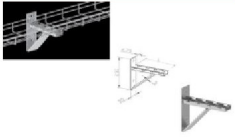
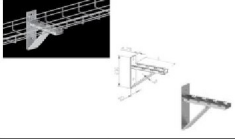
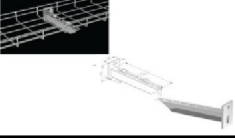
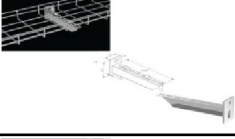
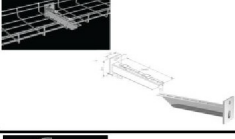
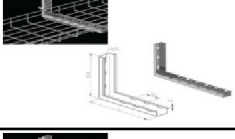

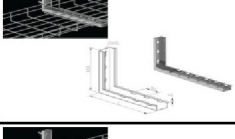
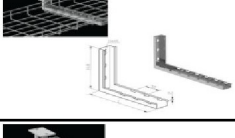
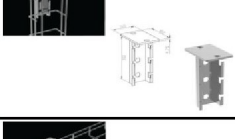
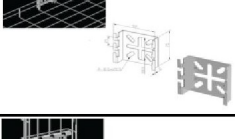

Available size options:






- 4"W X 60"L X 2"H
- 4"W X 120"L X 2"H
- 6"W X 60"L X 2"H
- 6"W X 120"L X 2"H
- 8"W X 60"L X 2"H
- 8"W X 120"L X 2"H
- 12"W X 60"L X 2"H
- 12"W X 120"L X 2"H



CAN BE SIZED TO FIT YOUR NEEDS WITH
CABLE TRAY CUTTERS


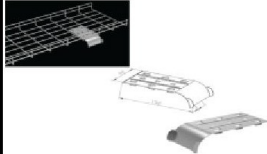
	Part #	Color	Length	Width	Height	Max Cable Load w/Cat6	Weight Capacity (lbs)
	KK-4X2X5-EZ	Silver	5 FT	4"	2"	128	255
	NL8504023	Silver	10 FT	4"	2"	128	510
	KK-6X2X5-EZ	Silver	5 FT	6"	2"	192	260
	NL8506023	Silver	10 FT	6"	2"	192	520
	KK-8X2X5-EZ	Silver	5 FT	8"	2"	256	265
	NL8508023	Silver	10 FT	8"	2"	256	530
	KK-12X2X5-EZ	Silver	5 FT	12"	2"	57	285
	NL8512023	Silver	10 FT	12"	2"	57	570

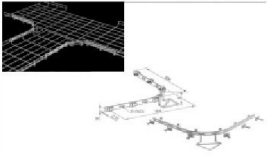
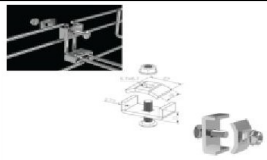
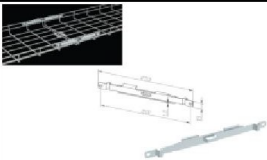
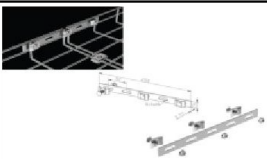
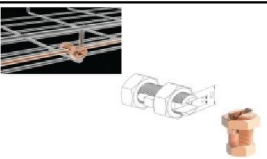

Accessory Type		Wall Support Brackets	
	Part #	Accessory Description	For Use
	NL8585270	Cantilever Wall Bracket - 8" Wide	For use with 4" and 6" Wide Trays. A common solution for horizontal wall mounting.
	NL8585272	Cantilever Wall Bracket - 12" Wide	For use with 12" Wide Trays. A common solution for horizontal wall mounting.
	NL8585100	Reinforced Bracket - 4" Wide	Used for horizontal wall mounting. Suitable for all sizes of cable trays. Supports heavy weight.
	NL8585200	Reinforced Bracket - 8" Wide	
	NL8585300	Reinforced Bracket - 12" Wide	
	NL8504050	L Type Bracket - 4" Wide	Used to install cable trays to the wall
	NL8506050	L Type Bracket - 6" Wide	
	NL8508050	L Type Bracket - 8" Wide	
	NL8512050	L Type Bracket - 12" Wide	
	NL8595030	T Type Vertical Bracket	Used to hang the cable trays from the ceiling with vertical support.
	NL8585280	Spider Bracket	A type of wall bracket suitable for smaller trays, especially for 2" and 4" cable trays. It can also be used as floor support.
	NL8585045	Vertical Tray Slotted Holder	1 Meter in length, can be cut to length for various sized trays. Used to mount trays vertically on the wall

Accessory Type		Ceiling & Hanging Hardware	
	Part #	Accessory Description	For Use
	NL8599880	Hanging Hook	Used to hang the cable trays from the ceiling. Designed for light weight.
	NL8504010	Ceiling Hanger Kits - 4" Wide	Used for ceiling mounting. Kit Includes: (2 Units) 3' long, 3/8" metric threaded rod, (2 Units) Common nuts (1 Unit) Horizontal Support
	NL8506010	Ceiling Hanger Kits - 6" Wide	
	NL8508010	Ceiling Hanger Kits - 8" Wide	
	NL8512010	Ceiling Hanger Kits - 12" Wide	

	Part #	Accessory Type	For Use
	NL8512077	Tray Covers	For use with the 12" wide cable tray only It is used to protect the cables from above. 12" wide x 39.37" long

	Part #	Accessory Type	For Use
	NL8595060	Floor Supports	It is used to hold Basket Cable Trays. There is no nut or bolt required. 2" Tall, for use with 4" Wide Cable Trays

Accessory Type		Tray Dividing & Cable Routing	
	Part #	Accessory Description	For Use
	NL8599900	Tray Divider	It is used to divide the cable tray into two cable pathways. Height: 2" Length: 3.28 Ft
	NL8955020	Water Fall Cable Guider	3.5" Wide waterfall for cable drops It allows cables to be laid out from the trays to surrounding equipment.

Accessory Type		Splice Connection Hardware	
	Part #	Accessory Description	For Use
	KK-8600002	Raidian Connector	Suitable for creating Elbow, Tee & Cross connections.
	NL8530012	Splice Coupler	Required to Join Sections at Several Points
	NL8595010	Fast Fix Splice	Used for a quick connection of 2 straight sections. Fastest connection, recommended for light loads only. Includes couplers
	NL8585250	Strengthening Bar Coupler	It is used to strengthen the connection of two cable trays. It can also be used to create bends, tees, crosses, risers, and reducers.
	NL8599200	Grounding Bolts	Connect a ground wire to earth the tray
	NL8585080	Fast Lock Splice	Used to keep bends connected at the cut point