

BAS21GW6-AU

Surface Mount, High Voltage, Switching Diodes

Voltage	250 V	Power	250 mW
----------------	--------------	--------------	---------------

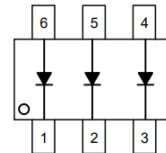

Features

- High reverse bearkdown voltage.
- Fast switching speed.
- Low reverse leakage current.
- Surface mount package ideally suited for automatic insertion.
- Galvanically isolated dual configurations to save board space.
- AEC-Q101 qualified
- Lead free in compliance with EU RoHS 2.0
- Green molding compound as per IEC 61249 standard

Mechanical Data

- Case : SOT-23 6L plastic case
- Terminals : Solderable per MIL-STD-750, Method 2026
- Approx. Weight : 0.0142 grams

SOT-23 6L



ABSOLUTE RATINGS

PARAMETER	SYMBOL	VALUE	UNIT
Maximum reverse voltage	V_R	250	V
Peak reverse voltage	V_{RRM}	250	V
Average rectified current at temp=25 °C	I_o	0.2	A
Non-repetitive peak forward surge current at t=1us	I_{FSM}	4	A

BAS21GW6-AU

THERMAL CHARACTERISTICS

PARAMETER	SYMBOL	VALUE	UNIT
Power dissipation	P_{TOT}	250	mW
Power dissipation ^(Note 3)	P_{TOT}	500	mW
Typical thermal resistance ^(Note 1)	$R_{\theta JA}$	357	°C/W
Typical thermal resistance ^(Note 3)	$R_{\theta JA}$	250	°C/W
Typical thermal resistance ^(Note 2)	$R_{\theta JC}$	250	°C/W
	$R_{\theta JL}$	285	
Junction temperature range	T_J	150	°C
Storage temperature range	T_{STG}	-55 to +150	°C

Notes : 1. Mounted on a FR-4 PCB, single-sided copper, standard footprint.

2. Mounted on a FR-4 PCB, single-sided copper, with 100cm² copper pad area.

3. $R_{\theta JA}$ is the sum of the junction-to-case and case-to-ambient thermal resistance where the case thermal reference is defined as the solder mounting surface of the drain pins mounted on a 1 inch FR-4 with 2oz. square pad of copper.

ELECTRICAL CHARACTERISTICS ($T_J=25\text{ }^\circ\text{C}$, unless otherwise noted)

PARAMETER	SYMBOL	TEST CONDITION	MIN.	TYP	MAX.	UNIT
Reverse breakdown voltage	$V_{(BR)}$	$I_R=100\mu\text{A}$	250	-	-	V
Reverse current	I_R	$V_R=200\text{V}$	-	-	0.1	μA
		$V_R=200\text{V } T_J=150^\circ\text{C}$	-	-	100	
Forward voltage	V_F	$I_F=1\text{mA}$	-	-	0.7	V
		$I_F=100\text{mA}$	-	-	1	
Maximum junction capacitance	C_J	$V_R=0\text{V}, f=1\text{MHz}$	-	-	5	pF
Reverse recovery time	T_{RR}	$I_F = I_R=30\text{mA}$ $R_L=100\Omega$	-	-	50	ns

BAS21GW6-AU

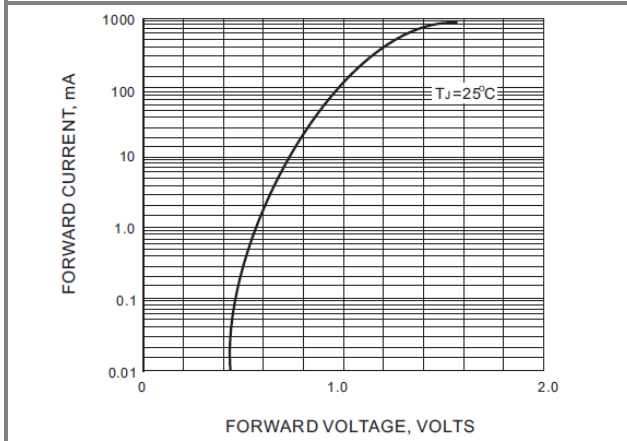


Fig.1 Typical Forward Characteristic

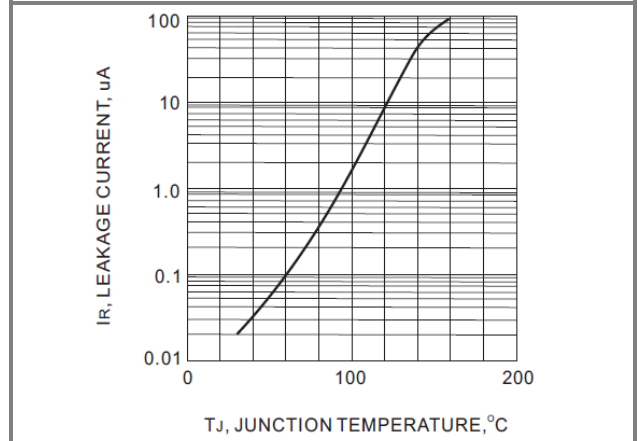


Fig.2 Leakage Current VS. Junction Temperature

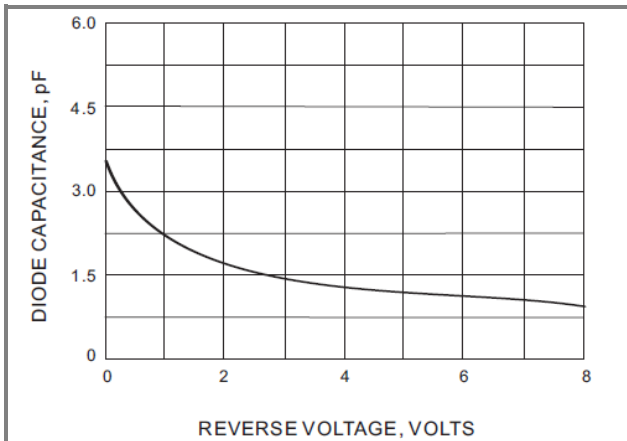


Fig.3 Typical Junction Capacitance

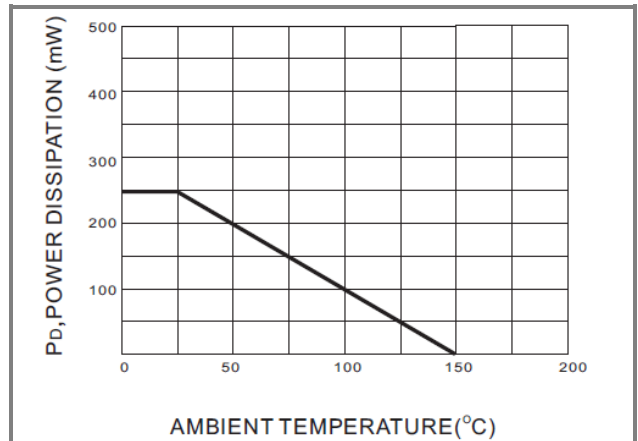


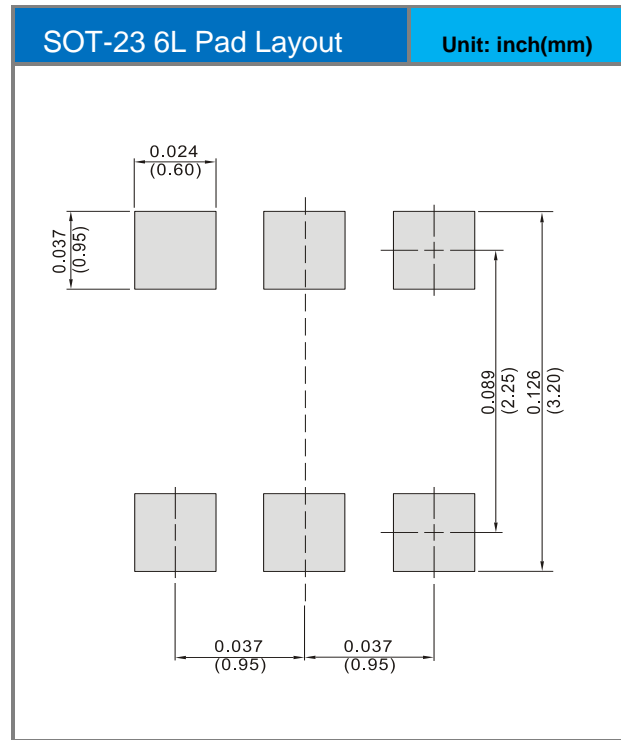
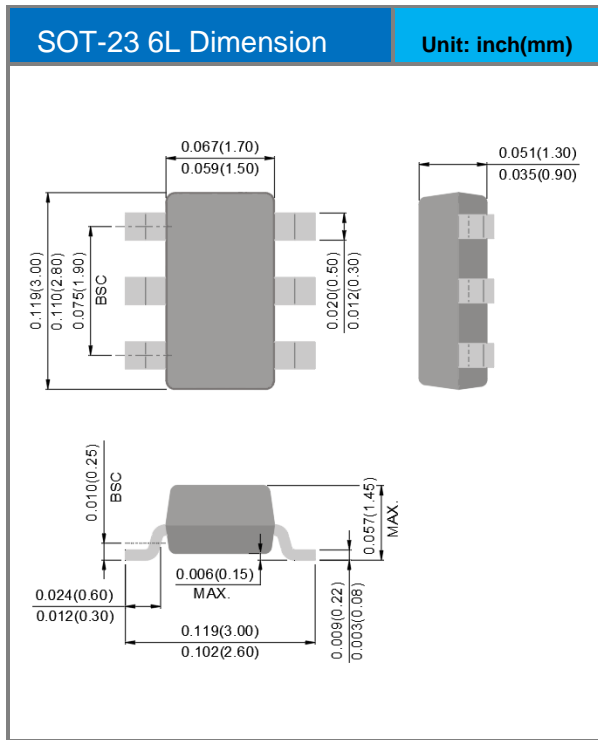
Fig.4 Power Derating Curve

BAS21GW6-AU

Product and Packing Information

Part No.	Package Type	Packing Type	Marking
BAS21GW6-AU	SOT-23 6L	3K pcs / 7" reel	21G
BAS21GW6-AU	SOT-23 6L	10K pcs / 13" reel	21G

Packaging Information & Mounting Pad Layout



BAS21GW6-AU

Disclaimer

- Reproducing and modifying information of the document is prohibited without permission from Panjit International Inc..
- Panjit International Inc. reserves the rights to make changes of the content herein the document anytime without notification. Please refer to our website for the latest document.
- Panjit International Inc. disclaims any and all liability arising out of the application or use of any product including damages incidentally and consequentially occurred.
- Panjit International Inc. does not assume any and all implied warranties, including warranties of fitness for particular purpose, non-infringement and merchantability.
- Applications shown on the herein document are examples of standard use and operation. Customers are responsible in comprehending the suitable use in particular applications. Panjit International Inc. makes no representation or warranty that such applications will be suitable for the specified use without further testing or modification.
- The products shown herein are not designed and authorized for equipments relating to human life and for any applications concerning life-saving or life-sustaining, such as medical instruments, aerospace machinery et cetera. Customers using or selling these products for use in such applications do so at their own risk and agree to fully indemnify Panjit International Inc. for any damages resulting from such improper use or sale.
- Since Panjit uses lot number as the tracking base, please provide the lot number for tracking when complaining.