SIEMENS

Data sheet 3SU1401-1MC60-1CA1

Siemens EcoTech

SIRIUS ACT: terminal module (command and LED module), integrated LED white, for front plate mounting



product brand name	SIRIUS ACT
product designation	Terminal module
design of the product	with 2 contacts and integrated LED
product type designation	3SU1
Display	
display version	
● for diagnostic function: Supply voltage monitoring power LED	Yes
● status Tx/Rx link	No
General technical data	
product function	
● reverse polarity protection	Yes; Ribbon cable can be rotated 180°.
● diagnostics function	Yes
firmware version	1.0.0
hardware version	1
software version with STEP 7 in the TIA Portal required	V13 SP1 (V13 SP1 and V14 with HSP0132)
power loss [W] typical	0.115 W
degree of pollution	3
type of voltage	
● of the operating voltage	DC
● of the input voltage	DC
surge voltage resistance rated value	0.8 kV
consumed current	
● maximum	27 mA
● rated value	23 mA
protection class IP	IP20
shock resistance	
● **according to IEC 60068-2-27**	sinusoidal half-wave 15g / 11 ms
● for railway applications according to EN 61373	Category 1, Class B
vibration resistance	
● **according to IEC 60068-2-6**	10 ... 500 Hz: 5g
● for railway applications according to EN 61373	Category 1, Class B
reference code according to IEC 81346-2	K
Substance Prohibitance (Date)	12/19/2016
SVHC substance name	Lead - 7439-92-1 Lead monoxide (lead oxide) - 1317-36-8 2-methyl-1-(4-methylthiophenyl)-2-morpholinopropan-1-one - 71868-10-5
Communication/ Protocol	

Subject to change without notice
© Copyright Siemens

protocol is supported	
● PROFIsafe protocol	No
Connections/ Terminals	
type of electrical connection	Insulation displacement connection
type of connectable conductor cross-sections	Ribbon cable 7-pole, 7 x 0.08 mm2
connectable conductor cross-section for auxiliary contacts	
● solid or stranded	0.08 ... 0.08 mm²
● finely stranded with core end processing maximum	0.08 mm²
connectable conductor cross-section	
● solid	0.08 ... 0.08 mm²
● solid with core end processing	0.08 ... 0.08 mm²
● finely stranded with core end processing	0.08 ... 0.08 mm²
● finely stranded without core end processing	0.08 ... 0.08 mm²
AWG number as coded connectable conductor cross section	28 ... 28
Lamp	
color of the light source	white
Safety related data	
service life maximum	20 a
Ambient conditions	
ambient temperature	
● during operation	-25 ... +60 °C
● during storage	-40 ... +80 °C
environmental category during operation according to IEC 60721	3M6, 3S2, 3B2, 3K6 (with relative air humidity of 10 ... 95%, no condensation in operation permitted)
explosion protection marking for intrinsic safety of related equipment EEx ia	No
explosion protection marking for intrinsic safety of related equipment EEx ib	No
Environmental footprint	
Environmental Product Declaration(EPD)	Yes
Global Warming Potential [CO2 eq] total	0.787 kg
Global Warming Potential [CO2 eq] during manufacturing	0.566 kg
Global Warming Potential [CO2 eq] during operation	0.235 kg
Global Warming Potential [CO2 eq] after end of life	-0.015 kg
Siemens Eco Profile (SEP)	Siemens EcoTech
Installation/ mounting/ dimensions	
fastening method of modules and accessories	Front plate mounting
height	32.6 mm
width	30 mm
depth	31.5 mm

Approvals Certificates

General Product Approval					Test Certificates
CE EG-Konf.	UKCA	Confirmation	cULus	EAC	Type Test Certificates/Test Report

Test Certificates	other	Environment		
Special Test Certificate	Confirmation	EPD	Siemens EcoTech	Environmental Confirmations

Further information

Information on the packaging
https://support.industry.siemens.com/cs/ww/en/view/109813875
Information- and Downloadcenter (Catalogs, Brochures,…)
https://www.siemens.com/ic10
Industry Mall (Online ordering system)

Subject to change without notice
© Copyright Siemens

https://mall.industry.siemens.com/mall/en/en/Catalog/product?mlfb=3SU1401-1MC60-1CA1

Cax online generator
http://support.automation.siemens.com/WW/CAXorder/default.aspx?lang=en&mlfb=3SU1401-1MC60-1CA1

Service&Support (Manuals, Certificates, Characteristics, FAQs,...)
https://support.industry.siemens.com/cs/ww/en/ps/3SU1401-1MC60-1CA1

Image database (product images, 2D dimension drawings, 3D models, device circuit diagrams, EPLAN macros, ...)
http://www.automation.siemens.com/bilddb/cax_de.aspx?mlfb=3SU1401-1MC60-1CA1&lang=en

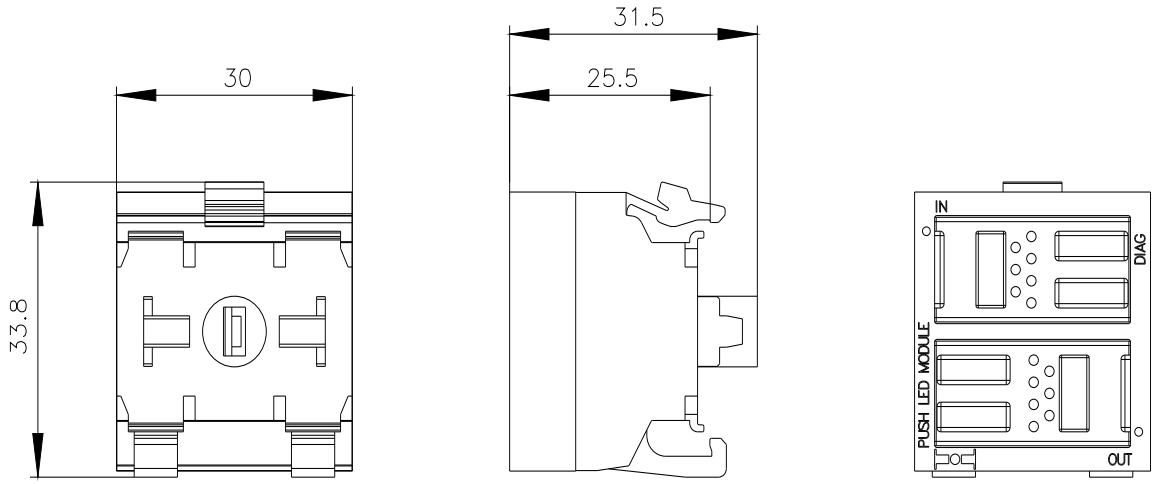

Subject to change without notice
© Copyright Siemens

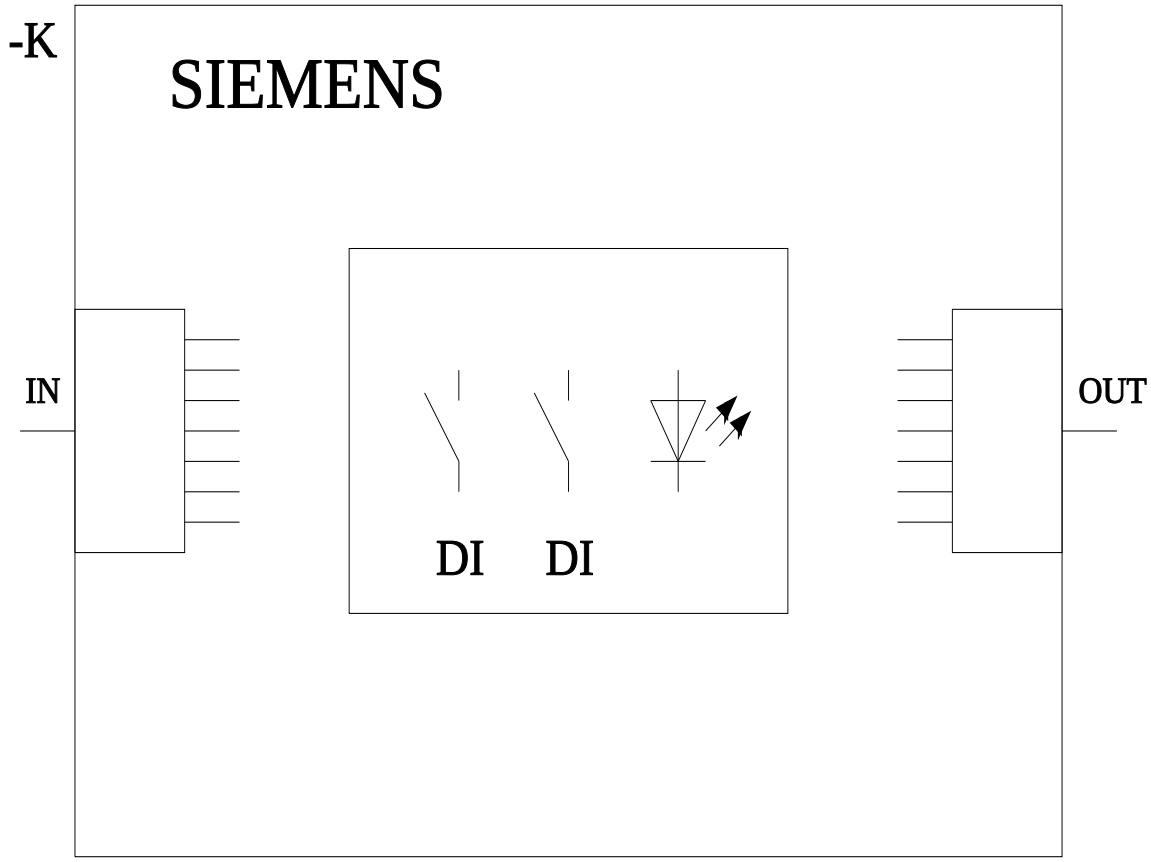

last modified: 3/11/2024

Subject to change without notice
© Copyright Siemens