PTU 35/4X6/6X2,5 BU - Potential collective terminal

3214081

https://www.phoenixcontact.com/us/products/3214081

Please be informed that the data shown in this PDF document is generated from our online catalog. Please find the complete data in the user documentation. Our general terms of use for downloads are valid.



Potential collective terminal, In the end application, the applicable safety regulations for overload and short-circuit protection on the connected conductors must be considered., nom. voltage: 1000 V, nominal current: 105 A, 1st level connection left, connection method: Screw connection, cross section: 1.5 mm^2 - 50 mm^2, First level connection, interior, connection method: Push-in connection, Rated cross section: 6 mm^2, cross section: 0.5 mm^2 - 10 mm^2, mounting: NS 35/7,5, NS 35/15, color: blue

Your advantages

- The terminal block base is ideal for use in building installation and machine building applications
- The compact design and front connection enable wiring in a confined space
- In addition to the testing option in the double function shaft, all terminal blocks provide an additional test pick-off
- The Push-in connection terminal blocks are characterized by the system features of the CLIPLINE complete system and by easy and tool-free wiring of conductors with ferrules or solid conductors

Commercial data

Item number	3214081
Packing unit	20 pc
Minimum order quantity	20 pc
Sales key	BE22
Product key	BE2219
Catalog page	Page 129 (C-1-2019)
GTIN	4055626170565
Weight per piece (including packing)	76.85 g
Weight per piece (excluding packing)	76.85 g
Customs tariff number	85369010
Country of origin	PL

Technical data

Notes

Notes on operation	In the end application, the applicable safety regulations for overload and short-circuit protection on the connected conductors must be considered.

Product properties

Product type	Potential distributor
Number of connections	11
Number of rows	1
Potentials	1

Insulation characteristics

Overvoltage category	III
Degree of pollution	2

Electrical properties

Maximum power dissipation for nominal condition	4.06 W

Connection data

Service Entrance	yes
Number of connections per level	11

1st level connection left

Screw thread	M6
Tightening torque	3.2 ... 3.7 Nm
Stripping length	18 mm
Internal cylindrical gage	B9
Connection in acc. with standard	IEC 60947-7-1
Conductor cross section rigid	1.5 mm² ... 50 mm²
Cross section AWG	14 ... 2 (converted acc. to IEC)
Conductor cross section flexible	1.5 mm² ... 50 mm²
Conductor cross section, flexible [AWG]	14 ... 2 (converted acc. to IEC)
Conductor cross-section flexible (ferrule without plastic sleeve)	1.5 mm² ... 35 mm²
Flexible conductor cross section (ferrule with plastic sleeve)	1.5 mm² ... 35 mm²
2 conductors with same cross section, solid	1.5 mm² ... 16 mm²
2 conductors with the same cross-section AWG rigid	16 ... 6 (converted acc. to IEC)
2 conductors with same cross section, flexible	1.5 mm² ... 10 mm²
2 conductors with the same cross-section AWG flexible	16 ... 8 (converted acc. to IEC)
2 conductors with same cross section, flexible, with ferrule without plastic sleeve	1.5 mm² ... 10 mm²
Nominal current	105 A
Maximum load current	105 A (The maximum load current must not be exceeded by the total current of all connected conductors.)
Nominal voltage	1000 V

First level connection, interior

Stripping length	12 mm
Connection in acc. with standard	IEC 60947-7-1
Conductor cross section rigid	0.5 mm² ... 10 mm²
Cross section AWG	20 ... 8 (converted acc. to IEC)
Conductor cross section flexible	0.5 mm² ... 6 mm²
Conductor cross section, flexible [AWG]	20 ... 10 (converted acc. to IEC)
Conductor cross-section flexible (ferrule without plastic sleeve)	0.5 mm² ... 6 mm²
Flexible conductor cross section (ferrule with plastic sleeve)	0.5 mm² ... 6 mm²
2 conductors with the same cross section, flexible, with TWIN ferrule with plastic sleeve	0.5 mm² ... 1.5 mm²
Nominal current	41 A
Maximum load current	41 A
Nominal voltage	1000 V
Nominal cross section	6 mm²

1st level connection right

Stripping length	8 mm ... 10 mm
Connection in acc. with standard	IEC 60947-7-1
Conductor cross section rigid	0.14 mm² ... 4 mm²
Cross section AWG	26 ... 12 (converted acc. to IEC)
Conductor cross section flexible	0.14 mm² ... 2.5 mm²
Conductor cross section, flexible [AWG]	26 ... 14 (converted acc. to IEC)
Conductor cross-section flexible (ferrule without plastic sleeve)	0.14 mm² ... 2.5 mm²
Flexible conductor cross section (ferrule with plastic sleeve)	0.14 mm² ... 2.5 mm²
2 conductors with the same cross section, flexible, with TWIN ferrule with plastic sleeve	0.5 mm² ... 1.5 mm²
Nominal current	24 A
Maximum load current	24 A
Nominal voltage	1000 V
Nominal cross section	2.5 mm²

First level connection, interior Connection cross sections directly pluggable

Conductor cross section rigid	1 mm² ... 10 mm²
Conductor cross section, rigid [AWG]	18 ... 8 (converted acc. to IEC)
Conductor cross-section flexible (ferrule without plastic sleeve)	1 mm² ... 6 mm²
Flexible conductor cross section (ferrule with plastic sleeve)	1 mm² ... 6 mm²

1st level connection right Connection cross sections directly pluggable

Conductor cross section rigid	0.34 mm² ... 4 mm²
Conductor cross-section flexible (ferrule without plastic sleeve)	0.34 mm² ... 2.5 mm²
Flexible conductor cross section (ferrule with plastic sleeve)	0.34 mm² ... 2.5 mm²

Dimensions

Width	16.3 mm

Height	110.4 mm
Depth on NS 35/7,5	48.8 mm
Depth on NS 35/15	56.3 mm

Material specifications

Color	blue
Flammability rating according to UL 94	V0
Insulating material group	I
Insulating material	PA
Static insulating material application in cold	-60 °C
Temperature index of insulation material (DIN EN 60216-1 (VDE 0304-21))	130 °C
Relative insulation material temperature index (Elec., UL 746 B)	130 °C
Fire protection for rail vehicles (DIN EN 45545-2) R22	HL 1 - HL 3
Fire protection for rail vehicles (DIN EN 45545-2) R23	HL 1 - HL 3
Fire protection for rail vehicles (DIN EN 45545-2) R24	HL 1 - HL 3
Fire protection for rail vehicles (DIN EN 45545-2) R26	HL 1 - HL 3
Calorimetric heat release NFPA 130 (ASTM E 1354)	28 MJ/kg
Surface flammability NFPA 130 (ASTM E 162)	passed
Specific optical density of smoke NFPA 130 (ASTM E 662)	passed
Smoke gas toxicity NFPA 130 (SMP 800C)	passed

Electrical tests

Surge voltage test

Test voltage setpoint	9.8 kV
Result	Test passed
Short-time withstand current 35 mm²	3 kA
Short-time withstand current 50 mm²	4.8 kA
Result	Test passed

Power-frequency withstand voltage

Test voltage setpoint	2.2 kV
Result	Test passed

Mechanical properties

Mechanical data

Open side panel	No

Mechanical tests

Mechanical strength

Result	Test passed

Attachment on the carrier

DIN rail/fixing support	NS 35

Test force setpoint	10 N
Result	Test passed

Test for conductor damage and slackening

Rotation speed	10 rpm
Revolutions	135
Conductor cross section/weight	1.5 mm² / 0.4 kg
	35 mm² / 6.8 kg
	50 mm² / 9.5 kg
Result	Test passed

Test for conductor damage and slackening

Rotation speed	10 rpm
Revolutions	135
Conductor cross section/weight	0.5 mm² / 0.3 kg
	6 mm² / 1.4 kg
	10 mm² / 2 kg
Result	Test passed

Test for conductor damage and slackening

Rotation speed	10 rpm
Revolutions	135
Conductor cross section/weight	0.14 mm² / 0.2 kg
	2.5 mm² / 0.7 kg
	4 mm² / 0.9 kg
Result	Test passed

Environmental and real-life conditions

Aging

Temperature cycles	192
Result	Test passed

Needle-flame test

Time of exposure	30 s
Result	Test passed

Oscillation/broadband noise

Specification	DIN EN 50155 (VDE 0115-200):2008-03
Spectrum	Service life test category 2, bogie-mounted
Frequency	f_1 = 5 Hz to f_2 = 250 Hz
ASD level	6.12 (m/s²)²/Hz
Acceleration	3.12g
Test duration per axis	5 h
Test directions	X-, Y- and Z-axis
Result	Test passed

Shocks

Specification	DIN EN 50155 (VDE 0115-200):2008-03
Pulse shape	Half-sine
Acceleration	30g
Shock duration	18 ms
Number of shocks per direction	3
Test directions	X-, Y- and Z-axis (pos. and neg.)
Result	Test passed

Ambient conditions

Ambient temperature (operation)	-60 °C ... 110 °C (Operating temperature range incl. self-heating; for max. short-term operating temperature, see RTI Elec.)
Ambient temperature (storage/transport)	-25 °C ... 60 °C (for a short time, no longer than 24 h, -60°C to +70°C)
Ambient temperature (assembly)	-5 °C ... 70 °C
Ambient temperature (actuation)	-5 °C ... 70 °C
Permissible humidity (operation)	20 % ... 90 %
Permissible humidity (storage/transport)	30 % ... 70 %

Standards and regulations

Connection in acc. with standard	IEC 60947-7-1
	IEC 60947-7-1
	IEC 60947-7-1

Mounting

Mounting type	NS 35/7,5
	NS 35/15

Drawings

Circuit diagram

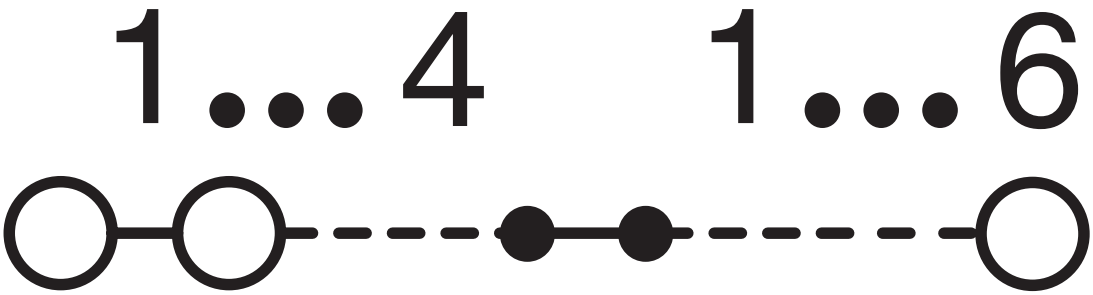

Approvals

To download certificates, visit the product detail page: https://www.phoenixcontact.com/us/products/3214081

CSA
Approval ID: 13631

EAC
Approval ID: RU C-DE.BL08.B.00644

cULus Recognized
Approval ID: E60425

cULus Recognized
Approval ID: E60425

Classifications

ECLASS

ECLASS-11.0	27141120
ECLASS-13.0	27250119

ETIM

ETIM 9.0	EC000897

UNSPSC

UNSPSC 21.0	39121400

Environmental product compliance

EU RoHS

Fulfills EU RoHS substance requirements	Yes, No exemptions

China RoHS

Environment friendly use period (EFUP)	EFUP-E
	No hazardous substances above the limits

EU REACH SVHC

REACH candidate substance (CAS No.)	No substance above 0.1 wt%

Accessories

Note: Applying some accessories below might limit this product.

FBS 2-8 - Plug-in bridge

3030284

https://www.phoenixcontact.com/us/products/3030284

Plug-in bridge, pitch: 8.2 mm, number of positions: 2, color: red

Max. current carrying capacity: 41 A

FBS 3-8 - Plug-in bridge

3030297

https://www.phoenixcontact.com/us/products/3030297

Plug-in bridge, pitch: 8.2 mm, number of positions: 3, color: red

Max. current carrying capacity: 41 A

FBS 4-8 - Plug-in bridge

3030307

https://www.phoenixcontact.com/us/products/3030307

Plug-in bridge, pitch: 8.2 mm, number of positions: 4, color: red

Max. current carrying capacity: 41 A

FBS 5-8 - Plug-in bridge

3030310

https://www.phoenixcontact.com/us/products/3030310

Plug-in bridge, pitch: 8.2 mm, number of positions: 5, color: red

Max. current carrying capacity: 41 A

FBS 10-8 - Plug-in bridge

3030323

https://www.phoenixcontact.com/us/products/3030323

Plug-in bridge, pitch: 8.2 mm, number of positions: 10, color: red

Max. current carrying capacity: 41 A

FBSRH 2-8 - Short-circuit connector

3033802

https://www.phoenixcontact.com/us/products/3033802

Short-circuit connector, pitch: 8.2 mm, number of positions: 2, color: red

Max. current carrying capacity: 32 A

FBSRH 3-8 - Short-circuit connector

3033803

https://www.phoenixcontact.com/us/products/3033803

Short-circuit connector, pitch: 8.2 mm, number of positions: 3, color: red

Max. current carrying capacity: 32 A

FBSRH 4-8 - Short-circuit connector

3033804

https://www.phoenixcontact.com/us/products/3033804

Short-circuit connector, pitch: 8.2 mm, number of positions: 4, color: red

Max. current carrying capacity: 32 A

FBSR 2-8 - Plug-in bridge

3033808

https://www.phoenixcontact.com/us/products/3033808

Plug-in bridge, pitch: 8.2 mm, number of positions: 2, color: red

Max. current carrying capacity: 32 A

FBSR 3-8 - Plug-in bridge

3001597

https://www.phoenixcontact.com/us/products/3001597

Plug-in bridge, pitch: 8.2 mm, number of positions: 3, color: red

Max. current carrying capacity: 32 A

FBSR 4-8 - Plug-in bridge

3000585

https://www.phoenixcontact.com/us/products/3000585

Plug-in bridge, pitch: 8.2 mm, number of positions: 4, color: red

Max. current carrying capacity: 32 A

FBSR 5-8 - Plug-in bridge

3033809

https://www.phoenixcontact.com/us/products/3033809

Plug-in bridge, pitch: 8.2 mm, number of positions: 5, color: red

Max. current carrying capacity: 32 A

FBSR 10-8 - Plug-in bridge

3001599

https://www.phoenixcontact.com/us/products/3001599

Plug-in bridge, pitch: 8.2 mm, number of positions: 10, color: red

Max. current carrying capacity: 32 A

FBS 2-8 CT - Plug-in bridge

3033830

https://www.phoenixcontact.com/us/products/3033830

Plug-in bridge, pitch: 8.2 mm, number of positions: 2, color: orange

Max. current carrying capacity: 41 A

FBS 3-8 CT - Plug-in bridge

3033831

https://www.phoenixcontact.com/us/products/3033831

Plug-in bridge, pitch: 8.2 mm, number of positions: 3, color: orange

Max. current carrying capacity: 41 A

FBS 4-8 CT - Plug-in bridge

3033832

https://www.phoenixcontact.com/us/products/3033832

Plug-in bridge, pitch: 8.2 mm, number of positions: 4, color: orange

Max. current carrying capacity: 41 A

FBS 10-8 CT - Plug-in bridge

3033833

https://www.phoenixcontact.com/us/products/3033833

Plug-in bridge, pitch: 8.2 mm, number of positions: 10, color: orange

Max. current carrying capacity: 41 A

FBS 2-8 BU - Plug-in bridge

3032567

https://www.phoenixcontact.com/us/products/3032567

Plug-in bridge, pitch: 8.2 mm, number of positions: 2, color: blue

Max. current carrying capacity: 41 A

FBS 3-8 BU - Plug-in bridge

3032570

https://www.phoenixcontact.com/us/products/3032570

Plug-in bridge, pitch: 8.2 mm, number of positions: 3, color: blue

Max. current carrying capacity: 41 A

FBS 4-8 BU - Plug-in bridge

3032583

https://www.phoenixcontact.com/us/products/3032583

Plug-in bridge, pitch: 8.2 mm, number of positions: 4, color: blue

Max. current carrying capacity: 41 A

FBS 5-8 BU - Plug-in bridge

3032596

https://www.phoenixcontact.com/us/products/3032596

Plug-in bridge, pitch: 8.2 mm, number of positions: 5, color: blue

Max. current carrying capacity: 41 A

FBS 6-8 BU - Plug-in bridge

3032677

https://www.phoenixcontact.com/us/products/3032677

Plug-in bridge, pitch: 8.2 mm, number of positions: 6, color: blue

Max. current carrying capacity: 41 A

FBS 10-8 BU - Plug-in bridge

3032606

https://www.phoenixcontact.com/us/products/3032606

Plug-in bridge, pitch: 8.2 mm, number of positions: 10, color: blue

Max. current carrying capacity: 41 A

RB ST 6-(2,5/4) - Reducing bridge

3030860

https://www.phoenixcontact.com/us/products/3030860

Reducing bridge, pitch: 9 mm, number of positions: 2, length: 30 mm, color: red

Max. current carrying capacity: 35 A

AGK 4-UT 35 - Pick-off terminal block

3047138

https://www.phoenixcontact.com/us/products/3047138

Pick-off terminal block, nom. voltage: 1000 V, nominal current: 32 A, number of connections: 1, connection method: Screw connection, cross section: 0.14 mm^2 - 6 mm^2, mounting type: on base element, color: gray

CEC 2,5 - Filler plug

3062757

https://www.phoenixcontact.com/us/products/3062757



Cover for conductor shaft, 10-pos., for spring cage terminal blocks (ST) and terminal blocks with push-in technology (PT) with a width of 5.2 mm

NS 35/ 7,5 PERF 2000MM - DIN rail perforated

0801733

https://www.phoenixcontact.com/us/products/0801733

DIN rail perforated, Pack of 25 (50 m), acc. to EN 60715, material: Steel, galvanized, passivated with a thick layer, Standard profile, color: silver

NS 35/ 7,5 UNPERF 2000MM - DIN rail, unperforated

0801681

https://www.phoenixcontact.com/us/products/0801681

DIN rail, unperforated, Pack of 25 (50 m), acc. to EN 60715, material: Steel, galvanized, passivated with a thick layer, Standard profile, color: silver

NS 35/ 7,5 WH PERF 2000MM - DIN rail perforated

1204119

https://www.phoenixcontact.com/us/products/1204119

DIN rail perforated, Pack of 25 (50 m), acc. to EN 60715, material: Steel, Galvanized, white passivated, Standard profile, color: silver

NS 35/ 7,5 WH UNPERF 2000MM-VPE 10 - DIN rail, unperforated

1204122

https://www.phoenixcontact.com/us/products/1204122

DIN rail, unperforated, Pack of 10 (20 m), acc. to EN 60715, material: Steel, Galvanized, white passivated, Standard profile, color: silver

NS 35/ 7,5 AL UNPERF 2000MM - DIN rail, unperforated

0801704

https://www.phoenixcontact.com/us/products/0801704

DIN rail, unperforated, Pack of 25 (50 m), acc. to EN 60715, material: Aluminum, uncoated, Standard profile, color: silver

NS 35/ 7,5 ZN PERF 2000MM - DIN rail perforated

1206421

https://www.phoenixcontact.com/us/products/1206421

DIN rail perforated, Pack of 25 (50 m), acc. to EN 60715, material: Steel, galvanized, Standard profile, color: silver

NS 35/ 7,5 ZN UNPERF 2000MM - DIN rail, unperforated

1206434

https://www.phoenixcontact.com/us/products/1206434

DIN rail, unperforated, Pack of 25 (50 m), acc. to EN 60715, material: Steel, galvanized, Standard profile, color: silver

NS 35/ 7,5 CU UNPERF 2000MM-VPE 10 - DIN rail, unperforated

0801762

https://www.phoenixcontact.com/us/products/0801762

DIN rail, unperforated, Pack of 10 (20 m), acc. to EN 60715, material: Copper, uncoated, Standard profile, color: copper-colored

NS 35/ 7,5 CAP - End cap

1206560

https://www.phoenixcontact.com/us/products/1206560

DIN rail end piece, for DIN rail NS 35/7.5

NS 35/15 PERF 2000MM - DIN rail perforated

1201730

https://www.phoenixcontact.com/us/products/1201730

DIN rail perforated, Pack of 25 (50 m), similar to EN 60715, material: Steel, galvanized, passivated with a thick layer, Standard profile, color: silver

NS 35/15 UNPERF 2000MM - DIN rail, unperforated

1201714

https://www.phoenixcontact.com/us/products/1201714

DIN rail, unperforated, Pack of 25 (50 m), similar to EN 60715, material: Steel, galvanized, passivated with a thick layer, Standard profile, color: silver

NS 35/15 WH PERF 2000MM - DIN rail perforated

0806602

https://www.phoenixcontact.com/us/products/0806602

DIN rail perforated, Pack of 25 (50 m), similar to EN 60715, material: Steel, Galvanized, white passivated, Standard profile, color: white

NS 35/15 WH UNPERF 2000MM-VPE 10 - DIN rail, unperforated

1204135

https://www.phoenixcontact.com/us/products/1204135

DIN rail, unperforated, Pack of 10 (20 m), similar to EN 60715, material: Steel, Galvanized, white passivated, Standard profile, color: silver

NS 35/15 AL UNPERF 2000MM - DIN rail, unperforated

1201756

https://www.phoenixcontact.com/us/products/1201756

DIN rail, unperforated, similar to EN 60715, material: Aluminum, uncoated, Standard profile, color: silver

NS 35/15 ZN PERF 2000MM - DIN rail perforated

1206599

https://www.phoenixcontact.com/us/products/1206599

DIN rail perforated, Pack of 25 (50 m), similar to EN 60715, material: Steel, galvanized, Standard profile, color: silver

NS 35/15 ZN UNPERF 2000MM - DIN rail, unperforated

1206586

https://www.phoenixcontact.com/us/products/1206586

DIN rail, unperforated, Pack of 25 (50 m), similar to EN 60715, material: Steel, galvanized, Standard profile, color: silver

NS 35/15 CU UNPERF 2000MM-VPE 10 - DIN rail, unperforated

1201895

https://www.phoenixcontact.com/us/products/1201895

DIN rail, unperforated, Pack of 10 (20 m), similar to EN 60715, material: Copper, uncoated, Standard profile, color: copper-colored

NS 35/15 CAP - End cap

1206573

https://www.phoenixcontact.com/us/products/1206573

DIN rail end piece, for DIN rail NS 35/15

NS 35/15-2,3 UNPERF 2000MM-VPE 10 - DIN rail, unperforated

1201798

https://www.phoenixcontact.com/us/products/1201798

DIN rail, unperforated, Pack of 10 (20 m), acc. to EN 60715, material: Steel, galvanized, passivated with a thick layer, Standard profile 2.3 mm, color: silver

ZB 16:UNPRINTED - Zack marker strip

0827461

https://www.phoenixcontact.com/us/products/0827461

Zack marker strip, Strip, white, unlabeled, can be labeled with: PLOTMARK, CMS-P1-PLOTTER, mounting type: snapped, for terminal block width: 16 mm, lettering field size: 16 x 10.5 mm, Number of individual labels: 50

ZB 16 CUS - Zack marker strip

0827463

https://www.phoenixcontact.com/us/products/0827463

Zack marker strip, can be ordered: Strip, white, labeled according to customer specifications, mounting type: snap into tall marker groove, for terminal block width: 16 mm, lettering field size: 10.5 x 16 mm, Number of individual labels: 5

ZB 16,LGS:L1-N,PE - Zack marker strip

0827462

https://www.phoenixcontact.com/us/products/0827462

Zack marker strip, Strip, white, labeled, printed horizontally: L1, L2, L3, N, PE, mounting type: snapped, for terminal block width: 16.3 mm, lettering field size: 10.5 x 16.25 mm, Number of individual labels: 5

UC-TM 16 - Marker for terminal blocks

0819217

https://www.phoenixcontact.com/us/products/0819217

Marker for terminal blocks, Sheet, white, unlabeled, can be labeled with: BLUEMARK ID COLOR, BLUEMARK ID, BLUEMARK CLED, PLOTMARK, CMS-P1-PLOTTER, mounting type: snapped, for terminal block width: 16 mm, lettering field size: 15.45 x 10.5 mm, Number of individual labels: 32

UC-TM 16 CUS - Marker for terminal blocks

0824621

https://www.phoenixcontact.com/us/products/0824621

Marker for terminal blocks, can be ordered: by sheet, white, labeled according to customer specifications, mounting type: snap into tall marker groove, for terminal block width: 16 mm, lettering field size: 15.45 x 10.5 mm, Number of individual labels: 32

UCT-TM 16 - Marker for terminal blocks

0829146

https://www.phoenixcontact.com/us/products/0829146

Marker for terminal blocks, Sheet, white, unlabeled, can be labeled with: TOPMARK NEO, TOPMARK LASER, BLUEMARK ID COLOR, BLUEMARK ID, BLUEMARK CLED, THERMOMARK PRIME, THERMOMARK CARD 2.0, THERMOMARK CARD, mounting type: snapped, for terminal block width: 16 mm, lettering field size: 14.8 x 9.6 mm, Number of individual labels: 18

UCT-TM 16 CUS - Marker for terminal blocks

0829637

https://www.phoenixcontact.com/us/products/0829637

Marker for terminal blocks, can be ordered: by sheet, white, labeled according to customer specifications, mounting type: snap into tall marker groove, for terminal block width: 16 mm, lettering field size: 14.8 x 9.6 mm, Number of individual labels: 18

ZBF 16:UNPRINTED - Zack Marker strip, flat

0827464

https://www.phoenixcontact.com/us/products/0827464

Zack Marker strip, flat, Strip, white, unlabeled, can be labeled with: PLOTMARK, CMS-P1-PLOTTER, mounting type: snapped, for terminal block width: 16 mm, lettering field size: 16.25 x 10.5 mm, Number of individual labels: 50

ZBF 16 CUS - Zack Marker strip, flat

0827465

https://www.phoenixcontact.com/us/products/0827465

Zack Marker strip, flat, can be ordered: Strip, white, labeled according to customer specifications, mounting type: snap into flat marker groove, for terminal block width: 16 mm, lettering field size: 5.15 x 16 mm, Number of individual labels: 5

UC-TMF 16 - Marker for terminal blocks

0819262

https://www.phoenixcontact.com/us/products/0819262

Marker for terminal blocks, Sheet, white, unlabeled, can be labeled with: BLUEMARK ID COLOR, BLUEMARK ID, BLUEMARK CLED, PLOTMARK, CMS-P1-PLOTTER, mounting type: snapped, for terminal block width: 16 mm, lettering field size: 15.45 x 5.1 mm, Number of individual labels: 32

UC-TMF 16 CUS - Marker for terminal blocks

0824678

https://www.phoenixcontact.com/us/products/0824678

Marker for terminal blocks, can be ordered: by sheet, white, labeled according to customer specifications, mounting type: snap into flat marker groove, for terminal block width: 16 mm, lettering field size: 15.45 x 5.1 mm, Number of individual labels: 32

UCT-TMF 16 - Marker for terminal blocks

0829218

https://www.phoenixcontact.com/us/products/0829218

Marker for terminal blocks, Sheet, white, unlabeled, can be labeled with: TOPMARK NEO, TOPMARK LASER, BLUEMARK ID COLOR, BLUEMARK ID, BLUEMARK CLED, THERMOMARK PRIME, THERMOMARK CARD 2.0, THERMOMARK CARD, mounting type: snapped, for terminal block width: 16 mm, lettering field size: 15.2 x 4.7 mm, Number of individual labels: 24

UCT-TMF 16 CUS - Marker for terminal blocks

0829693

https://www.phoenixcontact.com/us/products/0829693

Marker for terminal blocks, can be ordered: by sheet, white, labeled according to customer specifications, mounting type: snap into flat marker groove, for terminal block width: 16 mm, lettering field size: 15.2 x 4.7 mm, Number of individual labels: 24

MPS-MT - Test plug

0201744

https://www.phoenixcontact.com/us/products/0201744

Test plug, with solder connection up to 1 mm^2 conductor cross section, number of positions: 1, color: gray

MPS-IH WH - Insulating sleeve

0201663

https://www.phoenixcontact.com/us/products/0201663

Insulating sleeve, color: white

MPS-IH RD - Insulating sleeve

0201676

https://www.phoenixcontact.com/us/products/0201676

Insulating sleeve, color: red

MPS-IH BU - Insulating sleeve

0201689

https://www.phoenixcontact.com/us/products/0201689

Insulating sleeve, color: blue



MPS-IH YE - Insulating sleeve

0201692

https://www.phoenixcontact.com/us/products/0201692

Insulating sleeve, color: yellow

MPS-IH GN - Insulating sleeve

0201702

https://www.phoenixcontact.com/us/products/0201702

Insulating sleeve, color: green

MPS-IH GY - Insulating sleeve

0201728

https://www.phoenixcontact.com/us/products/0201728

Insulating sleeve, color: gray

MPS-IH BK - Insulating sleeve

0201731

https://www.phoenixcontact.com/us/products/0201731

Insulating sleeve, color: black

PS-6 - Test plug

3030996

https://www.phoenixcontact.com/us/products/3030996

Test plug, Modular test plug, number of positions: 1, color: red

PS-6/2,3MM RD - Test plug

3038736

https://www.phoenixcontact.com/us/products/3038736

Test plug, number of positions: 1, color: red

PAI-4-FIX BU - Test adapter

3032729

https://www.phoenixcontact.com/us/products/3032729

Test adapter, Touch proof against unintentional direct contact according to DIN EN 50274 when plugged in, for 4 mm test plug and terminal blocks with 8.2 mm pitch, number of positions: 1, color: blue

PAI-4-FIX OG - Test adapter

3034455

https://www.phoenixcontact.com/us/products/3034455

4 mm test adapter, for terminal blocks with 8.2 mm pitch

PAI-4-FIX YE - Test adapter

3032745

https://www.phoenixcontact.com/us/products/3032745

Test adapter, Touch proof against unintentional direct contact according to DIN EN 50274 when plugged in, for 4 mm test plug and terminal blocks with 8.2 mm pitch, number of positions: 1, color: yellow

PAI-4-FIX RD - Test adapter

3032732

https://www.phoenixcontact.com/us/products/3032732

Test adapter, Touch proof against unintentional direct contact according to DIN EN 50274 when plugged in, for 4 mm test plug and terminal blocks with 8.2 mm pitch, number of positions: 1, color: red

PAI-4-FIX GN - Test adapter

3032758

https://www.phoenixcontact.com/us/products/3032758

Test adapter, Touch proof against unintentional direct contact according to DIN EN 50274 when plugged in, for 4 mm test plug and terminal blocks with 8.2 mm pitch, number of positions: 1, color: green

PAI-4-FIX BK - Test adapter

3032774

https://www.phoenixcontact.com/us/products/3032774

Test adapter, Touch proof against unintentional direct contact according to DIN EN 50274 when plugged in, for 4 mm test plug and terminal blocks with 8.2 mm pitch, number of positions: 1, color: black

PAI-4-FIX GY - Test adapter

3032790

https://www.phoenixcontact.com/us/products/3032790

Test adapter, Touch proof against unintentional direct contact according to DIN EN 50274 when plugged in, for 4 mm test plug and terminal blocks with 8.2 mm pitch, number of positions: 1, color: gray

PAI-4-FIX VT - Test adapter

3032761

https://www.phoenixcontact.com/us/products/3032761

Test adapter, Touch proof against unintentional direct contact according to DIN EN 50274 when plugged in, for 4 mm test plug and terminal blocks with 8.2 mm pitch, number of positions: 1, color: violet

PAI-4-FIX BN - Test adapter

3032787

https://www.phoenixcontact.com/us/products/3032787

Test adapter, Touch proof against unintentional direct contact according to DIN EN 50274 when plugged in, for 4 mm test plug and terminal blocks with 8.2 mm pitch, number of positions: 1, color: brown

PAI-4-FIX WH - Test adapter

3032797

https://www.phoenixcontact.com/us/products/3032797

Test adapter, Touch proof against unintentional direct contact according to DIN EN 50274 when plugged in, for 4 mm test plug and terminal blocks with 8.2 mm pitch, number of positions: 1, color: white

PAIS-4-FIX GY - Test adapter

3032791

https://www.phoenixcontact.com/us/products/3032791

Test adapter, Touch proof against unintentional direct contact according to DIN EN 50274 when plugged in, for 4 mm test plug and terminal blocks with 5.2 mm, 6.2 mm, and 8.2 mm pitch, number of positions: 1, color: gray

PAIS-4-FIX BK - Test adapter

3032792

https://www.phoenixcontact.com/us/products/3032792

Test adapter, Touch proof against unintentional direct contact according to DIN EN 50274 when plugged in, for 4 mm test plug and terminal blocks with 5.2 mm, 6.2 mm, and 8.2 mm pitch, number of positions: 1, color: black

PAIS-4-FIX RD - Test adapter

3032793

https://www.phoenixcontact.com/us/products/3032793

Test adapter, Do not plug in while the power is connected, for 4 mm test plug and terminal blocks with 5.2 mm, 6.2 mm, and 8.2 mm pitch, number of positions: 1, color: red

PAIS-4-FIX BU - Test adapter

3032798

https://www.phoenixcontact.com/us/products/3032798

Test adapter, Touch proof against unintentional direct contact according to DIN EN 50274 when plugged in, for 4 mm test plug and terminal blocks with 5.2 mm, 6.2 mm, and 8.2 mm pitch, number of positions: 1, color: blue

PAIS-4-FIX YE - Test adapter

3032799

https://www.phoenixcontact.com/us/products/3032799

Test adapter, Touch proof against unintentional direct contact according to DIN EN 50274 when plugged in, for 4 mm test plug and terminal blocks with 5.2 mm, 6.2 mm, and 8.2 mm pitch, number of positions: 1, color: yellow

PAIS-4-FIX GN - Test adapter

3032801

https://www.phoenixcontact.com/us/products/3032801

Test adapter, Touch proof against unintentional direct contact according to DIN EN 50274 when plugged in, for 4 mm test plug and terminal blocks with 5.2 mm, 6.2 mm, and 8.2 mm pitch, number of positions: 1, color: green

PAIS-4-FIX VT - Test adapter

3032802

https://www.phoenixcontact.com/us/products/3032802

Test adapter, Touch proof against unintentional direct contact according to DIN EN 50274 when plugged in, for 4 mm test plug and terminal blocks with 5.2 mm, 6.2 mm, and 8.2 mm pitch, number of positions: 1, color: violet

SZF 3-1,0X5,5 - Screwdriver

1206612

https://www.phoenixcontact.com/us/products/1206612

Actuation tool, for ST terminal blocks, also suitable for use as a bladed screwdriver, size: 1.0 x 5.5 x 150 mm, 2-component grip, with non-slip grip

SZF 1-0,6X3,5 - Screwdriver

1204517

https://www.phoenixcontact.com/us/products/1204517

Actuation tool, for ST terminal blocks, also suitable for use as a bladed screwdriver, size: 0.6 x 3.5 x 100 mm, 2-component grip, with non-slip grip

SZF 2-0,8X4,0 - Screwdriver

1204520

https://www.phoenixcontact.com/us/products/1204520

Actuation tool, for ST terminal blocks, also suitable for use as a bladed screwdriver, size: 0.8 x 4.0 x 100 mm, 2-component grip, with non-slip grip

ST-BW - Actuation tool

1207608

https://www.phoenixcontact.com/us/products/1207608

Actuation tool, for all 2.5 mm^2 - 4.0 mm^2 spring-cages

X-PEN 0,35 - Marker pen

0811228

https://www.phoenixcontact.com/us/products/0811228

Marker pen without ink cartridge, for manual labeling of markers, labeling extremely wipe-proof, line thickness 0.35 mm

CRIMPFOX CENTRUS 6S - Crimping pliers

1213144

https://www.phoenixcontact.com/us/products/1213144

Crimping pliers, for uninsulated and insulated ferrules, DIN 46228 Part 1 and 4, from 0.14 mm^2 … 6 mm^2, also for TWIN ferrules up to 2 x 4 mm^2, automatic cross section adjustment, lateral insertion, equipped with fall protection

CRIMPFOX CENTRUS 10S - Crimping pliers

1213154

https://www.phoenixcontact.com/us/products/1213154

Crimping pliers, for uninsulated and insulated ferrules, DIN 46228 Part 1 and 4, from 0.14 mm^2 ... 10 mm^2, also for TWIN ferrules up to 2 x 4 mm^2, automatic cross section adjustment, lateral insertion, equipped with fall protection

CRIMPFOX CENTRUS 6H - Crimping pliers

1213146

https://www.phoenixcontact.com/us/products/1213146

Crimping pliers, for uninsulated and insulated ferrules, DIN 46228 Part 1 and 4, from 0.14 mm^2 … 6 mm^2, also for TWIN ferrules up to 2 x 4 mm^2, automatic cross section adjustment, lateral insertion, equipped with fall protection

CRIMPFOX CENTRUS 10H - Crimping pliers

1213156

https://www.phoenixcontact.com/us/products/1213156

Crimping pliers, for uninsulated and insulated ferrules, DIN 46228 Part 1 and 4, from 0.14 mm^2 ... 10 mm^2, also for TWIN ferrules up to 2 x 4 mm^2, automatic cross section adjustment, lateral insertion, equipped with fall protection

CRIMPFOX 10S - Crimping pliers

1212045

https://www.phoenixcontact.com/us/products/1212045

Crimping pliers, for ferrules without insulating collar according to DIN 46228 Part 1 and ferrules with insulating collar according to DIN 46228 Part 4, 0.14 mm^2 ... 10 mm^2, unlockable pressure lock, lateral entry

CRIMPFOX 6H - Crimping pliers

1212046

https://www.phoenixcontact.com/us/products/1212046

Crimping pliers, for ferrules without insulating collar according to DIN 46228 Part 1 and ferrules with insulating collar according to DIN 46228 Part 4, 0.14 mm^2 ... 6 mm^2, unlockable pressure lock, lateral entry

CRIMPFOX 2,5-M - Crimping pliers

1212719

https://www.phoenixcontact.com/us/products/1212719

Crimping pliers, for ferrules without insulating collar according to DIN 46228 Part 1 and ferrules with insulating collar according to DIN 46228 Part 4, 0.25 mm^2 ... 2.5 mm^2, lateral entry, trapezoidal crimp

CRIMPFOX 6-M - Crimping pliers

1212720

https://www.phoenixcontact.com/us/products/1212720

Crimping pliers, for ferrules without insulating collar according to DIN 46228 Part 1 and ferrules with insulating collar according to DIN 46228 Part 4, 0.25 mm^2 ... 6.0 mm^2, lateral entry, trapezoidal crimp

CRIMPFOX 6 - Crimping pliers

1212034

https://www.phoenixcontact.com/us/products/1212034

Crimping pliers, for ferrules without insulating collar according to DIN 46228 Part 1 and ferrules with insulating collar according to DIN 46228 Part 4, 0.25 mm^2 ... 6.0 mm^2, lateral entry, trapezoidal crimp

CRIMPFOX 6T - Crimping pliers

1212037

https://www.phoenixcontact.com/us/products/1212037

Crimping pliers, for ferrules without insulating collar according to DIN 46228 Part 1 and ferrules with insulating collar according to DIN 46228 Part 4, 0.25 mm^2 ... 6 mm^2, lateral entry, trapezoidal crimp

CRIMPFOX 6T-F - Crimping pliers

1212038

https://www.phoenixcontact.com/us/products/1212038

Crimping pliers, for ferrules without insulating collar according to DIN 46228 Part 1 and ferrules with insulating collar according to DIN 46228 Part 4, 0.25 mm^2 ... 6 mm^2, front entry, trapezoidal crimp

CRIMPFOX 6S-F - Crimping pliers

1212043

https://www.phoenixcontact.com/us/products/1212043

Crimping pliers, for ferrules without insulating collar according to DIN 46228 Part 1 and ferrules with insulating collar according to DIN 46228 Part 4, 0.5 mm^2 ... 6 mm^2, front entry, square crimp

CRIMPFOX 10 - Crimping pliers

1212721

https://www.phoenixcontact.com/us/products/1212721

Crimping pliers, for ferrules without insulating collar according to DIN 46228 Part 1 and ferrules with insulating collar according to DIN 46228 Part 4, 4 mm^2 ... 10 mm^2, lateral entry, trapezoidal crimp

CRIMPFOX 25R - Crimping pliers

1212039

https://www.phoenixcontact.com/us/products/1212039

Crimping pliers, for ferrules without insulating collar according to DIN 46228 Part 1 and ferrules with insulating collar according to DIN 46228 Part 4, 10 mm^2 ... 25 mm^2, lateral entry, WM crimp

CRIMPFOX 50R - Crimping pliers

1212041

https://www.phoenixcontact.com/us/products/1212041

Crimping pliers, for ferrules without insulating collar according to DIN 46228 Part 1 and ferrules with insulating collar according to DIN 46228 Part 4, 35 mm^2 ... 50 mm^2, lateral entry, WM crimp

CRIMPFOX-M - Crimping pliers

1212072

https://www.phoenixcontact.com/us/products/1212072

Basic pliers, for accommodating dies for a wide range of type of contacts

Phoenix Contact 2024 © - all rights reserved
https://www.phoenixcontact.com

Phoenix Contact USA
586 Fulling Mill Road
Middletown, PA 17057, United States
(+717) 944-1300
info@phoenixcon.com