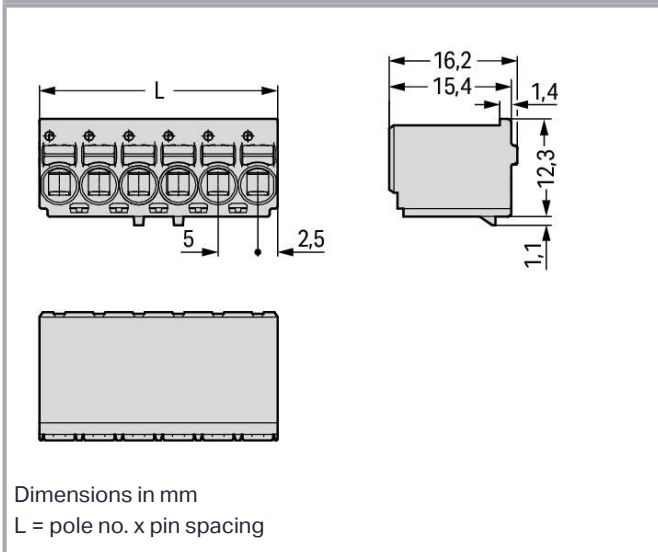



Data sheet | Item number: 2092-1125

1-conductor female connector; push-button; Push-in CAGE CLAMP®; 2.5 mm<sup>2</sup>; Pin spacing 5 mm; 5-pole; 2,50 mm<sup>2</sup>; light gray



[www.wago.com/2092-1125](http://www.wago.com/2092-1125)



Subject to changes. Please also observe the further product documentation!

WAGO GmbH & Co. KG  
Hansastr. 27  
32423 Minden  
Phone: +49571 887-0 | Fax: +49571 887-169  
Email: [info.de@wago.com](mailto:info.de@wago.com) | Web: [www.wago.com](http://www.wago.com)

Do you have any questions about our products?  
We are always happy to take your call at +49 (571) 887-44222.



## Item description

- Universal connection of all conductor types
- Simple, push-in termination of solid and ferruled conductors
- Easy-to-use design does not require special tools
- Ability to wire while mated or unmated
- Testing parallel to conductor entry – tip contact
- Also available with gripping plates
- Integrated locking latches prevent accidental disconnection

## Data

### Notes

#### Safety information

The **picoMAX® Pluggable Connection System** includes connectors without breaking capacity in accordance with DIN EN 61984. When used as intended, these connectors must not be connected /disconnected when live or under load. The circuit design should ensure header pins, which can be touched, are not live when unmated.

#### Variants:

Direct marking

Other versions (or variants) can be requested from WAGO Sales or configured at <https://configurator.wago.com/>.

## Electrical data

### Ratings per IEC/EN

Ratings per	IEC/EN 60664-1
Nominal voltage (III/3)	250 V
Rated impulse voltage (III/3)	4 kV
Rated voltage (III/2)	320 V
Rated impulse voltage (III/2)	4 kV
Nominal voltage (II/2)	630 V
Rated surge voltage (II/2)	4 kV
Rated current	16 A
Legend (ratings)	(III / 2) ≙ Overvoltage category III / Pollution degree 2

### Ratings per UL

Approvals per	UL 1059
---------------	---------

Subject to changes. Please also observe the further product documentation!

WAGO GmbH & Co. KG  
 Hansastr. 27  
 32423 Minden  
 Phone: +49571 887-0 | Fax: +49571 887-169  
 Email: [info.de@wago.com](mailto:info.de@wago.com) | Web: [www.wago.com](http://www.wago.com)

Do you have any questions about our products?  
 We are always happy to take your call at +49 (571) 887-44222.



Rated voltage UL (Use Group B)	300 V
Rated current UL (Use Group B)	15 A
Rated voltage UL (Use Group D)	300 V
Rated current UL (Use Group D)	10 A

### Connection data

Connection points	5
Total number of potentials	5
Number of connection types	1
Number of levels	1

### Connection 1

Connection technology	Push-in CAGE CLAMP®
Actuation type	Push-button
Actuation direction 1	Operation parallel to conductor entry
Solid conductor	0.2 ... 2.5 mm <sup>2</sup> / 24 ... 12 AWG
Fine-stranded conductor	0.2 ... 2.5 mm <sup>2</sup> / 24 ... 12 AWG
Fine-stranded conductor; with insulated ferrule	0.25 ... 1.5 mm <sup>2</sup>
Fine-stranded conductor; with uninsulated ferrule	0.25 ... 2.5 mm <sup>2</sup>
Strip length	9 ... 10 mm / 0.35 ... 0.39 inches
Pole number	5

### Physical data

Pin spacing	5 mm / 0.197 inches
Width	25 mm / 0.984 inches
Height	16.2 mm / 0.638 inches
Depth	13.4 mm / 0.528 inches

### Mechanical data

Variable coding	Yes
Anti-rotation protection	Yes

### Plug-in connection

Contact type (pluggable connector)	Female connector/socket
Connector (connection type)	for conductor
Mismating protection	No

Subject to changes. Please also observe the further product documentation!



Plugging without loss of pin spacing	Yes
Locking of plug-in connection	none

## Material data

Note (material data)

Information on material specifications can be found here

Color	light gray
Material group	I
Insulation material	Polyphthalamide (PPA GF)
Flammability class per UL94	V0
Clamping spring material	Chrome-nickel spring steel (CrNi)
Contact material	Electrolytic copper (E <sub>Cu</sub> )
Contact plating	Tin
Fire load	0.098 MJ
Weight	4.7 g

## Environmental requirements

Limit temperature range	-60 ... +100 °C
Processing temperature	-35 ... +60 °C

## Commercial data

Product Group	26 (picoMAX Connectors)
eCl@ss 10.0	27-14-11-06
eCl@ss 9.0	27-14-11-06
ETIM 8.0	EC001284
ETIM 7.0	EC001284
ECCN	NO DATA
PU (SPU)	200 pcs
Packaging type	box
Country of origin	DE
GTIN	4050821163503
Customs tariff number	85366990990

## Environmental Product Compliance

RoHS Compliance Status	Compliant, No Exemption
------------------------	-------------------------






Subject to changes. Please also observe the further product documentation!

WAGO GmbH & Co. KG  
Hansastr. 27  
32423 Minden  
Phone: +49571 887-0 | Fax: +49571 887-169  
Email: [info.de@wago.com](mailto:info.de@wago.com) | Web: [www.wago.com](http://www.wago.com)





Do you have any questions about our products?  
We are always happy to take your call at +49 (571) 887-44222.

## Approvals / Certificates

### General approvals

Logo	Approval	Additional Approval Text	Certificate name
	CB DEKRA Certification B.V.	IEC 61984	NL-49737 /A1
	CSA DEKRA Certification B.V.	C22.2 No. 158	2362521
	CSA DEKRA Certification B.V.	C22.2	2362521
	cURus Underwriters Laboratories Inc.	UL 1059	E45172
	KEMA/KEUR DEKRA Certification B.V.	EN 61984	71- 102261 REV.2
	UL Underwriters Laboratories Inc.	UL 1977	E45171

### Counterpart

	Item no.2092-1405 THT male header; 1.4 mm Ø solder pin; straight; Pin spacing 5 mm; 5-pole; light gray	<a href="http://www.wago.com/2092-1405">www.wago.com /2092-1405</a>
	Item no.2092-1405/005-000 THT male header; 1.4 mm Ø solder pin; straight; clamping collar; Pin spacing 5 mm; 5-pole; light gray	<a href="http://www.wago.com/2092-1405/005-000">www.wago.com /2092-1405/005-000</a>
	Item no.2092-1405/205-000 THR male header; 1.4 mm Ø solder pin; straight; clamping collar; Pin spacing 5 mm; 5-pole; light gray	<a href="http://www.wago.com/2092-1405/205-000">www.wago.com /2092-1405/205-000</a>
	Item no.2092-1405/200-000 THR male header; 1.4 mm Ø solder pin; straight; Pin spacing 5 mm; 5-pole; light gray	<a href="http://www.wago.com/2092-1405/200-000">www.wago.com /2092-1405/200-000</a>

Subject to changes. Please also observe the further product documentation!

**Item no.2092-1425**

THT male header; 1.4 mm Ø solder pin; angled; Pin spacing 5 mm; 5-pole; light gray

[www.wago.com/2092-1425](http://www.wago.com/2092-1425)**Item no.2092-1425/005-000**

THT male header; 1.4 mm Ø solder pin; angled; clamping collar; Pin spacing 5 mm; 5-pole; light gray

[www.wago.com/2092-1425/005-000](http://www.wago.com/2092-1425/005-000)**Item no.2092-1425/200-000**

THR male header; 1.4 mm Ø solder pin; angled; Pin spacing 5 mm; 5-pole; light gray

[www.wago.com/2092-1425/200-000](http://www.wago.com/2092-1425/200-000)**Item no.2092-1525/002-000**1-conductor male connector; Push-in CAGE CLAMP®; 2.5 mm<sup>2</sup>; Pin spacing 5 mm; 5-pole; Integrated release lever; 2,50 mm<sup>2</sup>; light gray[www.wago.com/2092-1525/002-000](http://www.wago.com/2092-1525/002-000)**Item no.2092-1425/205-000**

THR male header; 1.4 mm Ø solder pin; angled; clamping collar; Pin spacing 5 mm; 5-pole; light gray

[www.wago.com/2092-1425/205-000](http://www.wago.com/2092-1425/205-000)**Item no.2092-1505/002-000**1-conductor male connector; Push-in CAGE CLAMP®; 2.5 mm<sup>2</sup>; Pin spacing 5 mm; 5-pole; Gripping plate; 2,50 mm<sup>2</sup>; light gray[www.wago.com/2092-1505/002-000](http://www.wago.com/2092-1505/002-000)**Item no.2092-1635/024-000**Panel feedthrough male connector; clamping collar; 2.5 mm<sup>2</sup>; 5-pole; Pin spacing 5 mm; light gray[www.wago.com/2092-1635/024-000](http://www.wago.com/2092-1635/024-000)**Item no.2092-1525/020-000**1-conductor male connector; Push-in CAGE CLAMP®; 2.5 mm<sup>2</sup>; Pin spacing 5 mm; 5-pole; DIN-35 rail/panel mounting; Snap-in mounting feet; Integrated release lever; 2,50 mm<sup>2</sup>; light gray[www.wago.com/2092-1525/020-000](http://www.wago.com/2092-1525/020-000)**Item no.2092-1705**

THT pin strip; 1.4 mm Ø solder pin; straight; Pin spacing 5 mm; 5-pole; black

[www.wago.com/2092-1705](http://www.wago.com/2092-1705)**Item no.2092-1725/200-000**

THR pin strip; 1.4 mm Ø solder pin; angled; Pin spacing 5 mm; 5-pole; black

[www.wago.com/2092-1725/200-000](http://www.wago.com/2092-1725/200-000)**Item no.2092-1705/200-000**

THR pin strip; 1.4 mm Ø solder pin; straight; Pin spacing 5 mm; 5-pole; black

[www.wago.com/2092-1705/200-000](http://www.wago.com/2092-1705/200-000)**Item no.2092-1725**

THT pin strip; 1.4 mm Ø solder pin; angled; Pin spacing 5 mm; 5-pole; black

[www.wago.com/2092-1725](http://www.wago.com/2092-1725)

## Optional accessories

### Testing and measuring

Testing accessories

**Item no.: 735-500**

Subject to changes. Please also observe the further product documentation!

WAGO GmbH &amp; Co. KG

Hansastr. 27

32423 Minden

Phone: +49571 887-0 | Fax: +49571 887-169

Email: [info.de@wago.com](mailto:info.de@wago.com) | Web: [www.wago.com](http://www.wago.com)

Do you have any questions about our products?

We are always happy to take your call at +49 (571) 887-44222.



WAGO Test pin; 1 mm Ø; 30 V AC / 60 V DC; CAT0; 1 A; 6 mm uninsulated; Test lead for soldering up to 0,5mm<sup>2</sup> [www.wago.com/735-500](http://www.wago.com/735-500)

**Strain relief**

Strain relief plate



**Item no.: 2092-1602/002-000**

Gripping plate with sliding connector release; for female and male connectors; 2 parts; Pin spacing 5 mm; light gray

[www.wago.com/2092-1602/002-000](http://www.wago.com/2092-1602/002-000)

**Tool**

Operating tool



**Item no.: 2092-1630**

Unlocking tool; orange

[www.wago.com/2092-1630](http://www.wago.com/2092-1630)



**Item no.: 210-719**

Operating tool; Blade: 2.5 x 0.4 mm; with a partially insulated shaft

[www.wago.com/210-719](http://www.wago.com/210-719)

**Downloads**

**Documentation**

**Additional Information**

Technical Section	3 anp. 2019 r.	pdf	Download
Technical explanations		2.1 MB	

**CAD/CAE-Data**

**CAD data**

2D/3D Models 2092-1125	URL	Download
------------------------	-----	----------

**CAE data**

ZUKEN Portal 2092-1125	URL	Download
------------------------	-----	----------

**Asset Administration Shell**

Asset Administration Shell 2092-1125	URL	Download
--------------------------------------	-----	----------

**Environmental Product Compliance**

**Compliance Search**


Environmental Product Compliance 2092-1125

Subject to changes. Please also observe the further product documentation!


1-conductor female connector; push-button; Push-in CAGE CLAMP®; 2.5 mm<sup>2</sup>; Pin spacing 5 mm; 5-pole; 2,50 mm<sup>2</sup>; light gray

## Installation Notes


### Locking system



Disconnecting a female connector via unlocking tool. Plug unlocking tool into the male header's locking latch.



Insert unlocking tool until it hits the backstop. Wedge opens locking latches.




Pull on both unlocking tool and conductors to remove female connector from male header.


### Conductor termination

Subject to changes. Please also observe the further product documentation!






Inserting fine-stranded conductor into mated female connector via push-button.



Inserting a fine-stranded conductor into an unmated female connector via push-button.



Inserting solid and ferruled conductors via push-in termination.


### Marking



Pole marking via factory direct marking.


### Coding

Subject to changes. Please also observe the further product documentation!



Coding a female connector (via coding key carrier and two keys for female connector, see symbol).

#### Testing



Testing via 1 mm Ø test pin – touch contact.

Subject to changes. Please also observe the further product documentation!