1-747944-6 ✔ ACTIVE

AMPLIMITE | AMPLIMITE HDE

TE Internal #: 1-747944-6

IDC D-Sub Connectors, Plug, 26 - 22 AWG Solid Wire Size, .13 - .32 mm² Solid Wire Size, Shielded, Cable-to-Cable, 9 Position, AMPLIMITE HDE

View on TE.com >

Connectors > D-Shaped Connectors > D-Sub Connectors > IDC D-Sub Connectors > IDC D-Sub: Connector Kit, Plug, Wire to Wire, Signal, 2.77 mm







Connector & Housing Type: **Plug**

Solid Wire Size: **26 - 22 AWG**

Shielded: **Yes**

Connector System: **Cable-to-Cable**

All IDC D-Sub: Connector Kit, Plug, Wire to Wire, Signal, 2.77 mm (17)

Features

Product Type Features

Shell Material Configuration	Front Metal Shell
Ground Feature Type	Grounding Indents
Connector & Housing Type	Plug
Connector System	Cable-to-Cable
Connector Product Type	Connector Kit
Connector Shell Size	1
Connector & Contact Terminates To	Wire & Cable

Configuration Features

Number of Positions	9
Number of Rows	2
Compatible With Wire & Cable Type	Discrete Wire, Round Jacketed Cable

Body Features

Insert Material	Thermoplastic

Mating Retention Feature Material	Zinc Alloy
Cable Exit Angle	180°
Shield Plating Material	Tin
Shield Material	Steel
Shell Plating Material	Tin

Contact Features

Contact Type	Pin
Wire Contact Termination Area Plating Material	Tin
Contact Mating Area Plating Material	Gold Flash
Contact Underplating Material	Nickel
Contact Base Material	Phosphor Bronze
Contact Size	Size 20
Contact Current Rating (Max)	5 A

Termination Features

Termination Method to Wire & Cable	Insulation Displacement (IDC)

Mechanical Attachment

Mating Retention	With
Wire Insulation Support	With
Mating Retention Type	Jackscrew
Thread Size	4-40
Connector Mounting Type	Cable Mount (Free-Hanging)

Housing Features

Shell Material	Steel
Centerline (Pitch)	2.77 mm[.109 in]

Dimensions

Accepts Cable Diameter (Max)	9.53 mm[.375 in]
Accepts Cable Insulation Diameter Range	4.83 - 9.53 mm[.19 - .375 in]
Compatible Insulation Diameter Range	1.52 mm[.06 in]
Solid Wire Size	26 - 22 AWG
Wire Size	.15 - .4 mm²

Usage Conditions

Operating Temperature Range	-55 - 105 °C[-67 - 221 °F]

Operation/Application

Circuit Application	Signal
Shielded	Yes

Industry Standards

UL Flammability Rating	UL 94V-0

Packaging Features

Packaging Quantity	1
Packaging Method	Package

Product Compliance

For compliance documentation, visit the product page on TE.com>

EU RoHS Directive 2011/65/EU	Compliant
EU ELV Directive 2000/53/EC	Compliant
China RoHS 2 Directive MIIT Order No 32, 2016	No Restricted Materials Above Threshold
EU REACH Regulation (EC) No. 1907/2006	Current ECHA Candidate List: JAN 2024 (240) Candidate List Declared Against: JAN 2024 (240) Does not contain REACH SVHC
Halogen Content	Not Low Halogen - contains Br or Cl > 900 ppm.
Solder Process Capability	Not applicable for solder process capability

Product Compliance Disclaimer

This information is provided based on reasonable inquiry of our suppliers and represents our current actual knowledge based on the information they provided. This information is subject to change. The part numbers that TE has identified as EU RoHS compliant have a maximum concentration of 0.1% by weight in homogenous materials for lead, hexavalent chromium, mercury, PBB, PBDE, DBP, BBP, DEHP, DIBP, and 0.01% for cadmium, or qualify for an exemption to these limits as defined in the Annexes of Directive 2011/65/EU (RoHS2). Finished electrical and electronic equipment products will be CE marked as required by Directive 2011/65/EU. Components may not be CE marked. Additionally, the part numbers that TE has identified as EU ELV compliant have a maximum concentration of 0.1% by weight in homogenous materials for lead, hexavalent chromium, and mercury, and 0.01% for cadmium, or qualify for an exemption to these limits as defined in the Annexes of Directive 2000/53/EC (ELV). Regarding the REACH Regulation, the information TE provides on SVHC in articles for this part number is based on the latest European Chemicals Agency (ECHA) 'Guidance on requirements for substances in articles' posted at this URL: https://echa.europa.eu/guidance-documents/guidance-on-reach

Compatible Parts



TE Part # CAT-023-DRARS1274
D-Sub Receptacle Assembly: Right Angle, Shell Size 1, 2.74mm



TE Part # CAT-025-DRAVS1274
D-Sub Receptacle Assembly: Vertical, Shell Size 1, 2.74mm



TE Part # 1-745491-8
09 HDE MS RCPT,22-26,LEAD FREE



TE Part # 1-747943-7
KIT,RCPT,9P,HDE,SHLD ENCLSRE



TE Part # 58074-1
MTA 50/100/156 MANUAL TOOL FRAME



TE Part # 5745183-2
09 RCPT SP/MS STD



TE Part # 747516-9
KIT,RCPT,9P,HDE,SHLD HDWRE



TE Part # 205866-1
09 RCPT RA/MS STD



TE Part # 608868-1
HDE HT PKG FOR SUB D

TE Part # 747513-8
OVERMOLD PLUG, SZ 1, LEAD FREE

Also in the Series | AMPLIMITE HDE



Connector Contacts(13)



Crimp D-Sub Connectors(1)



IDC D-Sub Connectors(75)



Insertion & Extraction Tools(2)

Customers Also Bought



TE Part # 208720-1
PLUG ASSY,SZ 14,CMC



TE Part # 207516-5
HDP-20,RCPT,SIZE 3, 25 POSN,CL



TE Part # 1623788-1
Wirewound Resistor: Vertical Mount



TE Part # 1658642-1
HDP-20,PLUG,SIZE 1, 9 POSN,CLI



TE Part # 4-1623732-3
Wirewound Resistor: Vertical Mount



TE Part # 6365684001
CGPT-12.7/6.4-0-FSP

Documents

Product Drawings

KIT,PLUG,9P,HDE,SHLD ENCLSRE

English

CAD Files

3D PDF

3D

Customer View Model

ENG_CVM_CVM_1-747944-6_R_c-1-747944-6-r.2d_dxf.zip

English

Customer View Model

ENG_CVM_CVM_1-747944-6_R_c-1-747944-6-r.3d_igs.zip

English

Customer View Model

ENG_CVM_CVM_1-747944-6_R_c-1-747944-6-r.3d_stp.zip

English

By downloading the CAD file I accept and agree to the Terms and Conditionsof use.

Datasheets & Catalog Pages

AMPLIMITE Subminiature D Connectors - Cable Connectors

English

AMPLIMITE Cable Connectors and Shielding Hardware Kits QRG

English

Product Specifications

Application Specification

English

Application Specification

English

Instruction Sheets

Instruction Sheet (U.S.)

English

Instruction Sheet (U.S.)

English

Agency Approvals

UL Report

English