

Technical Data Sheet

3M™ Dual Lock™ Reclosable Fastener SJ3560

Product Description

3M™ Dual Lock™ Reclosable Fasteners are positive locking, hidden fasteners designed for use in a variety of attachment solutions. They consist of continuous strips of polyolefin stems with a mushroom shaped top protruding up from the backing. When snapped together the mushroom shaped caps interlock producing a strong reliable Fastener.

The standard Dual Lock fasteners are available in three different stem densities (170, 250 and 400) referring to the approximate number of stems per square inch. (26, 39, 62 stems per square centimeter) By inter-locking different stem density combinations you can create the strength that suits your application; more total stems give higher strength. The Dual Lock Reclosable fasteners can be mated in the following combinations of increasing closure strength: Type 170 to Type 250, Type 170 to Type 400, Type 250 to Type 250 and Type 250 to Type 400. We do not recommend using the Type 170 to 170 because it does not have enough strength for a good connection. We do not recommend using the Type 400 to 400 because it is too strong and may cause stems and heads to rip out rendering the fastener no longer reclosable.

The Dual Lock Low Profile has one stem density of approximately 705 stems per square inch and they interlock to themselves. The low profile products are not intended to mate to the standard size Dual Lock.

There are a variety of pressure sensitive adhesives available with Dual Lock to cover most application needs. The pressure sensitive adhesive makes the Dual Lock easy to use, simply remove the liner, place the Dual Lock and apply firm consistent pressure to assure good contact with the substrate you are adhering. We also offer non-adhesive backed Dual Lock for applications where the PSA does not meet your needs.

Product Features

- **Easy Alignment:** Dual Lock fasteners engage in any direction or position. The mushroom stems slide into position until they are engaged by snapping together applying firm pressure, this eliminates concerns about misalignment or spontaneous engagement.
- **Positive Locking:** Dual Lock fasteners engage/fasten with an audible snap and detectable movement assuring complete and secure closure.
- **Reclosability:** Dual Lock fasteners can be opened and closed for multiple closure applications (high cycle life).
- **Blind Attachment:** Dual Lock fasteners can be attached on the backside of substrate (i.e. trim piece) where it will not interrupt the show surface.
- **Rattle-Free:** Dual Lock fasteners will not rattle loose.
- **Ease of Assembly:** Dual Lock fasteners can be used to attach components before they enter the final assembly plant, reducing the number of parts and the assembly time. No tools are required.
- **Adjustable Strength:** By selecting different combinations of the various stem densities of the Dual Lock the fastener can be designed to meet the strength needs of the designer.
- **Product Forms:** Dual Lock fasteners come in a variety of forms: Backed with Pressure Sensitive adhesive, Non-woven, Rigid backed, Die Cut Shapes, and low profile.
- **Attachment Methods:** The wide varieties of Dual Lock fasteners allow a design engineer flexibility to be able use and attach Dual Lock to just about any substrate or application. Peel and stick pressure sensitive adhesive backed is quick and easy yet strong and secure. Non-woven backed can be used with a variety of adhesive choices such as hot melt, liquid, epoxies, sealants, etc. We have parts that can be attached with a screw or rivet; rigid and plain backed for developing your own special device.

General Information

Pressure Sensitive Adhesive backed product





Product Family: Acrylic PSA VHB firm type backing for medium to high surface energy attachment

Technical Information Note


The following technical information and data should be considered representative or typical only and should not be used for specification purposes.










Typical Physical Properties

Property	Values	Additional Information
Adhesive Type	Acrylic	

Color	Clear	
Liner Color	Clear	View 
Test Name: Primary		
Color	Clear	View 
Test Name: Cured		
Liner	Silicone treated Polyolefin with Red printing	
Liner Thickness	0.1 mm	
Thickness	3.51 mm	
Thickness	138 mil	
Engaged Thickness (mil)	226 mil	View 
Notes: Thickness depends upon the amount of compression load on the pieces.		
Engaged Thickness (mm)	5.74 mm	View 
Notes: Thickness depends upon the amount of compression load on the pieces.		
Liner Thickness	4 mil	
Stems	39 Stems/cm ²	
Stems	250 Stems/in ²	

Typical Performance Characteristics

Property	Values	Additional Information
90° Peel Adhesion	3.2 N/cm	View 
Substrate: Type 170 to 250 Backing: Flexible from Rigid		
Notes: 12 in/min (300 mm/min)		

90° Peel Adhesion	1.8 lb/in width	View 
Substrate: Type 170 to 250 Backing: Flexible from Rigid Notes: 12 in/min (300 mm/min)		
90° Peel Adhesion	5.4 N/cm	View 
Substrate: Type 170 to 400 Backing: Flexible from Rigid Notes: 12 in/min (300 mm/min)		
90° Peel Adhesion	3.1 lb/in width	View 
Substrate: Type 170 to 400 Backing: Flexible from Rigid Notes: 12 in/min (300 mm/min)		
90° Peel Adhesion	8.1 N/cm	View 
Substrate: Type 250 to 250 Backing: Flexible from Rigid Notes: 12 in/min (300 mm/min)		
90° Peel Adhesion	4.1 lb/in width	View 
Substrate: Type 250 to 250 Backing: Flexible from Rigid Notes: 12 in/min (300 mm/min)		
90° Peel Adhesion	8.1 N/cm	View 
Substrate: Type 250 to 400 Backing: Flexible from Rigid Notes: 12 in/min (300 mm/min)		
90° Peel Adhesion	4.6 lb/in width	View 
Substrate: Type 250 to 400 Backing: Flexible from Rigid Notes: 12 in/min (300 mm/min)		
Long Term Temp C	104 °C	View 
Test Condition: Long Term (day, weeks)		
Long Term Temp F	220 °F	View 
Test Condition: Long Term (day, weeks)		

Note






The following technical information and data is intended as a guideline to assist customers in selecting 3M™ Reclosable Fasteners for further evaluation. This technical information is not product release specifications or standards. Unless stated differently, the typical system performance

and product properties were obtained using specific test methods under controlled laboratory conditions of 72°F ± 5°F and 50% ± 10% relative humidity. The user is responsible for evaluating 3M reclosable fasteners under expected use conditions to ensure suitable performance for the intended application.


-
These are typical values which were gathered from testing the PSA backed materials. Similar values can be expected when the Dual Lock is held securely in a rigid fashion.

-
Tests were run at 12 inches per minute

Dynamic Tensile (Engage)	9 N/cm ²	View 
Substrate: Type 170 to 250		
Dynamic Tensile (Engage)	13 lb/in ²	View 
Substrate: Type 170 to 250		
Dynamic Tensile (Engage)	14.5 N/cm ²	View 
Substrate: Type 170 to 400		
Dynamic Tensile (Engage)	21 lb/in ²	View 
Substrate: Type 170 to 400		
Dynamic Tensile (Engage)	15.2 N/cm ²	View 
Substrate: Type 250 to 250		
Dynamic Tensile (Engage)	22 lb/in ²	View 
Substrate: Type 250 to 250		
Dynamic Tensile (Engage)	21.4 N/cm ²	View 
Substrate: Type 250 to 400		
Dynamic Tensile (Engage)	31 lb/in ²	View 
Substrate: Type 250 to 400		
Dynamic Tensile (Engage)	18.5 N/cm ²	View 
Substrate: Low Profile to Low Profile		
Dynamic Tensile (Engage)	27 lb/in ²	View 
Substrate: Low Profile to Low Profile		

Dynamic Tensile (Disengage)	18.5 N/cm ²	View 
Substrate: Type 170 to 250		
Dynamic Tensile (Disengage)	27 lb/in ²	View 
Substrate: Type 170 to 250		
Dynamic Tensile (Disengage)	29.6 N/cm ²	View 
Substrate: Type 170 to 400		
Dynamic Tensile (Disengage)	43 lb/in ²	View 
Substrate: Type 170 to 400		
Dynamic Tensile (Disengage)	29.6 N/cm ²	View 
Substrate: Type 250 to 250		
Dynamic Tensile (Disengage)	43 lb/in ²	View 
Substrate: Type 250 to 250		
Dynamic Tensile (Disengage)	41.4 N/cm ²	View 
Substrate: Type 250 to 400		
Dynamic Tensile (Disengage)	60 lb/in ²	View 
Substrate: Type 250 to 400		
Overlap Shear Strength	9.8 N/cm ²	View 
Substrate: Type 170 to 250		
Overlap Shear Strength	14 lb/in ²	View 
Substrate: Type 170 to 250		
Overlap Shear Strength	14.5 N/cm ²	View 
Substrate: Type 170 to 400		
Overlap Shear Strength	21 lb/in ²	View 
Substrate: Type 170 to 400		
Overlap Shear Strength	15 N/cm ²	View 
Substrate: Type 250 to 250		
Overlap Shear Strength	22 lb/in ²	View 


Substrate: Type 250 to 250

Overlap Shear Strength 41.3 N/cm² View 

Substrate: Type 250 to 400

Overlap Shear Strength 59 lb/in² View 

Substrate: Type 250 to 400

Cleavage Strength 21 N/cm View 


Substrate: Type 170 to 250

Notes: Rigid backed from Rigid backed

Cleavage Strength 12 lb/in width View 

Substrate: Type 170 to 250

Notes: Rigid backed from Rigid backed

Cleavage Strength 35 N/cm View 


Substrate: Type 170 to 400

Notes: Rigid backed from Rigid backed

Cleavage Strength 20 lb/in width View 


Substrate: Type 170 to 400

Notes: Rigid backed from Rigid backed

Cleavage Strength 42 N/cm View 


Substrate: Type 250 to 250

Notes: Rigid backed from Rigid backed

Cleavage Strength 24 lb/in width View 

Substrate: Type 250 to 250

Notes: Rigid backed from Rigid backed

Cleavage Strength 56 N/cm View 


Substrate: Type 250 to 400

Notes: Rigid backed from Rigid backed

Cleavage Strength 32 lb/in width View 

Substrate: Type 250 to 400

Notes: Rigid backed from Rigid backed


T-Peel Adhesion 1.2 N/cm View 

Substrate: Type 170 to 250

Notes: Flexible from Flexible

T-Peel Adhesion

0.7 lb/in width

View 

Substrate: Type 170 to 250

Notes: Flexible from Flexible

T-Peel Adhesion

2.5 N/cm


View 

Substrate: Type 170 to 400

Notes: Flexible from Flexible

T-Peel Adhesion

1.4 lb/in width

View 

Substrate: Type 170 to 400

Notes: Flexible from Flexible

T-Peel Adhesion

3.3 N/cm


View 

Substrate: Type 250 to 250

Notes: Flexible from Flexible

T-Peel Adhesion

1.9 lb/in width

View 

Substrate: Type 250 to 250

Notes: Flexible from Flexible

T-Peel Adhesion

2.6 N/cm


View 

Substrate: Type 250 to 400

Notes: Flexible from Flexible

T-Peel Adhesion

1.5 lb/in width

View 

Substrate: Type 250 to 400

Notes: Flexible from Flexible

Cycle Life

1000


View 

Substrate: Type 170 to 250

Notes: Number of closures before losing 50% of original strength

Cycle Life

1000

View 

Substrate: Type 170 to 400

Notes: Number of closures before losing 50% of original strength

Cycle Life

1000

View 

Substrate: Type 250 to 250

Notes: Number of closures before losing 50% of original strength

Cycle Life

1000

View 

Substrate: Type 250 to 400

Notes: Number of closures before losing 50% of original strength

Product Performance

View 

Notes: This guide should assist you in determining which product will adhere best to your substrate for.

Available Sizes

50

Design Considerations

- As a general rule, four square inches of fastener area per pound of static tensile or shear load to be supported is suggested as a starting point for evaluation. More or less area may be needed depending on specific conditions or end use applications. Type 250 Dual Lock Reclosable fasteners less than 0.75" (19 mm) width should not be engaged to other type 250 Dual Lock Reclosable fastener as low disengagement values may occur.
- Whenever possible design one side of the Dual Lock reclosable fasteners to be larger than the mating side. This will allow for variability or mismatch in Dual lock alignment positions, and ensure 100% fastening area contact. Another approach would be to design two rectangular shaped fastener pieces so that they can be engaged in a cross web/perpendicular pattern (crossed).
- Dual Lock strength is proportional to the fastening contact area, and the number of stems in combination used. More stems and more Dual Lock used gives you more strength, less stems combined and using less Dual Lock will give you less strength.
- Dual Lock disengagement strength/performance is strongest in direct tensile. Peel/cleavage mode is where it is most easily removed.
- Final product performance depends upon a combination of factors: the substrate and its surface characteristics, the fastener selected, the application method and conditions, the time and environmental conditions required for the application. Because these factors are unique to each application, the user must evaluate Dual Lock and do any testing required to determine Dual Lock's suitability for the user's desired end use.

Storage and Shelf Life

To obtain best performance, use this product within 24 months from date of manufacture.

Industry Specifications

[EN 45545 test report for details \(ISO 5659-2, ISO 9239-1, ISO 5660-1, ISO 5658-2\)](#)

Automotive Disclaimer

Select Automotive Applications: This product is an industrial product and has not been designed or tested for use in certain automotive applications, such as automotive electric powertrain battery or high voltage applications, which may require the product to be manufactured in a IATF certified facility, meet a Ppk of 1.33 for all properties, undergo an automotive production part approval process (PPAP), or fully adhere to automotive design or quality system requirements (e.g., IATF 16949 or VDA 6.3). Customer assumes all responsibility and risk if customer chooses to use this product in these applications.

Bottom Matter

3M
Industrial Adhesives and Tapes Division
3M Center, Building 225-3S-06
St. Paul, MN 55144-1000
800-362-3550

Trademarks

3M and Dual Lock are trademarks of the 3M Company.

References

Property	Values
3m.com Product Page	https://www.3m.com/3M/en_US/p/d/b40072057/
Safety Data Sheet SDS	https://www.3m.com/3M/en_US/company-us/SDS-search/results/?gsaAction=msdsSRA&msdsLocale=en_US&co=ptn&q=SJ3560

Family Group

Link Tags:

- [SJ3560](#)
- [SJ3561](#)
- [SJ3562](#)

Products	Adhesive Type	Liner Color	Color	Liner Thickness	Thickness	Liner
SJ3561	Acrylic	Clear	Clear	0.1 mm	3.51 mm	N/A
SJ3562	Acrylic	Clear	Clear	0.1 mm	3.51 mm	Silicone treated Polyolefin with Red printing
SJ3560	Acrylic	Clear	Clear	0.1 mm	3.51 mm	Silicone treated Polyolefin with Red printing

ISO Statement

This Industrial Adhesives and Tapes Division product was manufactured under a 3M quality system registered to ISO 9001 standards.

Information

Technical Information: The technical information, guidance, and other statements contained in this document or otherwise provided by 3M are based upon records, tests, or experience that 3M believes to be reliable, but the accuracy, completeness, and representative nature of such information is not guaranteed. Such information is intended for people with knowledge and technical skills sufficient to assess and apply their own informed judgment to the information. No license under any 3M or third party intellectual property rights is granted or implied with this information.

Product Selection and Use: Many factors beyond 3M's control and uniquely within user's knowledge and control can affect the use and performance of a 3M product in a particular application. As a result, customer is solely responsible for evaluating the product and determining whether it is appropriate and suitable for customer's application, including conducting a workplace hazard assessment and reviewing all applicable regulations and standards (e.g., OSHA, ANSI, etc.). Failure to properly evaluate, select, and use a 3M product and appropriate safety products, or to meet all applicable safety regulations, may result in injury, sickness, death, and/or harm to property.

Warranty, Limited Remedy, and Disclaimer: Unless a different warranty is specifically stated on the applicable 3M product packaging or product literature (in which case such warranty governs), 3M warrants that each 3M product meets the applicable 3M product specification at the time 3M ships the product. 3M MAKES NO OTHER WARRANTIES OR CONDITIONS, EXPRESS OR IMPLIED, INCLUDING, BUT NOT LIMITED TO, ANY IMPLIED WARRANTY OR CONDITION OF MERCHANTABILITY, FITNESS FOR A PARTICULAR PURPOSE, OR ARISING OUT OF A COURSE OF DEALING, CUSTOM, OR USAGE OF TRADE. If a 3M product does not conform to this warranty, then the sole and exclusive remedy is, at 3M's option, replacement of the 3M product or refund of the purchase price.

Limitation of Liability: Except for the limited remedy stated above, and except to the extent prohibited by law, 3M will not be liable for any loss or damage arising from or related to the 3M product, whether direct, indirect, special, incidental, or consequential (including, but not limited to, lost profits or business opportunity), regardless of the legal or equitable theory asserted, including, but not limited to, warranty, contract, negligence, or strict liability.

Disclaimer: 3M industrial and occupational products are intended, labeled, and packaged for sale to trained industrial and occupational customers for workplace use. Unless specifically stated otherwise on the applicable product packaging or literature, these products are not intended, labeled, or packaged for sale to or use by consumers (e.g., for home, personal, primary or secondary school, recreational/sporting, or other uses not described in the applicable product packaging or literature), and must be selected and used in compliance with applicable health and safety regulations and standards (e.g., U.S. OSHA, ANSI), as well as all product literature, user instructions, warnings, and limitations, and the user must take any action required under any recall, field action or other product use notice. Misuse of 3M industrial and occupational products may result in injury, sickness, or death. For help with product selection and use, consult your on-site safety professional, industrial hygienist, or other subject matter expert. For additional product information, visit www.3M.com.