# UT 4-MT-P/P - Knife-disconnect terminal block

3046171

https://www.phoenixcontact.com/us/products/3046171

Please be informed that the data shown in this PDF document is generated from our online catalog. Please find the complete data in the user documentation. Our general terms of use for downloads are valid.

Knife-disconnect terminal block, With test socket screws for insertion of test plugs, nom. voltage: 500 V, Thermal continuous current $I_{th}$: 20 A, connection method: Screw connection, Rated cross section: 4 $mm^2$, cross section: 0.14 $mm^2$ - 6 $mm^2$, mounting: NS 35/7,5, NS 35/15, color: gray

## Your advantages

- Double bridge shaft enables individual potential distribution and supply
- Tested for railway applications

## Commercial data

| | |
|---|---|
| Item number | 3046171 |
| Packing unit | 50 pc |
| Minimum order quantity | 50 pc |
| Sales key | BE01 |
| Product key | BE1131 |
| Catalog page | Page 165 (C-1-2019) |
| GTIN | 4017918975593 |
| Weight per piece (including packing) | 13.32 g |
| Weight per piece (excluding packing) | 12.8 g |
| Customs tariff number | 85369010 |
| Country of origin | DE |

## Technical data

### Product properties

| | |
|---|---|
| Product type | Disconnect terminal block |
| Area of application | Railway industry |
| | Machine building |
| | Plant engineering |
| Number of connections | 2 |
| Number of rows | 1 |
| Potentials | 1 |

Insulation characteristics

| | |
|---|---|
| Overvoltage category | III |
| Degree of pollution | 3 |

### Electrical properties

| | |
|---|---|
| Rated surge voltage | 6 kV |
| Maximum power dissipation for nominal condition | 1.02 W |

### Connection data

| | |
|---|---|
| Number of connections per level | 2 |
| Nominal cross section | 4 mm² |
| Screw thread | M3 |
| Tightening torque | 0.6 ... 0.8 Nm |
| Stripping length | 9 mm |
| Internal cylindrical gage | A4 |
| Connection in acc. with standard | IEC 60947-7-1 |
| Conductor cross section rigid | 0.14 mm² ... 6 mm² |
| Cross section AWG | 26 ... 10 (converted acc. to IEC) |
| Conductor cross section flexible | 0.14 mm² ... 6 mm² |
| Conductor cross section, flexible [AWG] | 26 ... 10 (converted acc. to IEC) |
| Conductor cross-section flexible (ferrule without plastic sleeve) | 0.14 mm² ... 4 mm² |
| Flexible conductor cross section (ferrule with plastic sleeve) | 0.14 mm² ... 4 mm² |
| 2 conductors with same cross section, solid | 0.14 mm² ... 1.5 mm² |
| 2 conductors with same cross section, flexible | 0.14 mm² ... 1.5 mm² |
| 2 conductors with same cross section, flexible, with ferrule without plastic sleeve | 0.14 mm² ... 1.5 mm² |
| 2 conductors with the same cross section, flexible, with TWIN ferrule with plastic sleeve | 0.5 mm² ... 2.5 mm² |
| Thermal continuous current $I_{th}$ | 20 A (with 4 mm² conductor cross section) |
| Maximum load current | 20 A (with 6 mm² conductor cross section) |
| Nominal voltage | 500 V (up to 690 V for pollution degree II) |
| Nominal cross section | 4 mm² |

### Dimensions

| | |
|---|---|
| Width | 6.2 mm |
| Height | 57.8 mm |
| Depth on NS 35/7,5 | 49.1 mm |
| Depth on NS 35/15 | 56.6 mm |

## Material specifications

| | |
|---|---|
| Color | gray |
| Flammability rating according to UL 94 | V0 |
| Insulating material group | I |
| Insulating material | PA |
| Static insulating material application in cold | -60 °C |
| Relative insulation material temperature index (Elec., UL 746 B) | 130 °C |
| Fire protection for rail vehicles (DIN EN 45545-2) R22 | HL 1 - HL 3 |
| Fire protection for rail vehicles (DIN EN 45545-2) R23 | HL 1 - HL 3 |
| Fire protection for rail vehicles (DIN EN 45545-2) R24 | HL 1 - HL 3 |
| Fire protection for rail vehicles (DIN EN 45545-2) R26 | HL 1 - HL 3 |
| Surface flammability NFPA 130 (ASTM E 162) | passed |
| Specific optical density of smoke NFPA 130 (ASTM E 662) | passed |
| Smoke gas toxicity NFPA 130 (SMP 800C) | passed |

## Electrical tests

### Surge voltage test

| | |
|---|---|
| Test voltage setpoint | 7.3 kV |
| Result | Test passed |

### Temperature-rise test

| | |
|---|---|
| Requirement temperature-rise test | Increase in temperature ≤ 45 K |
| Result | Test passed |
| | Test passed |
| Short-time withstand current 2.5 mm² | 0.3 kA |
| Result | Test passed |

### Power-frequency withstand voltage

| | |
|---|---|
| Test voltage setpoint | 1.89 kV |
| Result | Test passed |

## Mechanical properties

### Mechanical data

| | |
|---|---|
| Open side panel | No |

## Mechanical tests

### Mechanical strength

| | |
|---|---|
| Result | Test passed |

Attachment on the carrier

| | |
|---|---|
| DIN rail/fixing support | NS 35 |
| Test force setpoint | 1 N |
| Result | Test passed |

Test for conductor damage and slackening

| | |
|---|---|
| Rotation speed | 10 rpm |
| Revolutions | 135 |
| Conductor cross section/weight | 0.14 mm² / 0.2 kg |
| | 4 mm² / 0.9 kg |
| | 6 mm² / 1.4 kg |
| Result | Test passed |

## Environmental and real-life conditions

Needle-flame test

| | |
|---|---|
| Time of exposure | 30 s |
| Result | Test passed |

Oscillation/broadband noise

| | |
|---|---|
| Specification | DIN EN 50155 (VDE 0115-200):2022-06 |
| Spectrum | Service life test category 2, bogie-mounted |
| Frequency | $f_1$ = 5 Hz to $f_2$ = 250 Hz |
| ASD level | 6.12 (m/s²)²/Hz |
| Acceleration | 3.12g |
| Test duration per axis | 5 h |
| Test directions | X-, Y- and Z-axis |
| Result | Test passed |

Shocks

| | |
|---|---|
| Specification | DIN EN 50155 (VDE 0115-200):2008-03 |
| Pulse shape | Half-sine |
| Acceleration | 5g |
| Shock duration | 30 ms |
| Number of shocks per direction | 3 |
| Test directions | X-, Y- and Z-axis (pos. and neg.) |
| Result | Test passed |

Ambient conditions

| | |
|---|---|
| Ambient temperature (operation) | -60 °C ... 110 °C (Operating temperature range incl. self-heating; for max. short-term operating temperature, see RTI Elec.) |
| Ambient temperature (storage/transport) | -25 °C ... 60 °C (for a short time, not exceeding 24 h, -60 °C to +70 °C) |
| Ambient temperature (assembly) | -5 °C ... 70 °C |
| Ambient temperature (actuation) | -5 °C ... 70 °C |
| Permissible humidity (operation) | 20 % ... 90 % |

| | |
|---|---|
| Permissible humidity (storage/transport) | 30 % ... 70 % |

## Standards and regulations

| | |
|---|---|
| Connection in acc. with standard | IEC 60947-7-1 |

## Mounting

| | |
|---|---|
| Mounting type | NS 35/7,5 |
| | NS 35/15 |

## Drawings

Circuit diagram

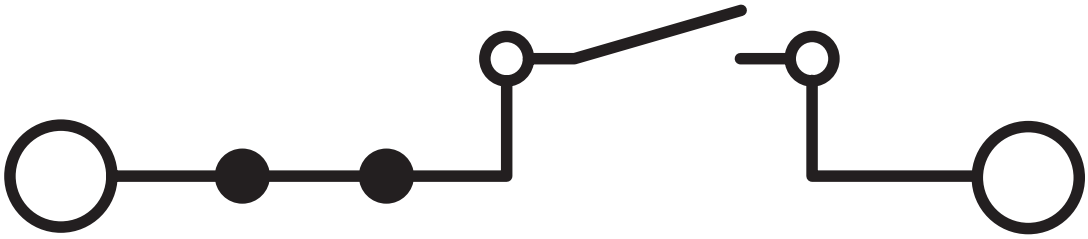

## Approvals

To download certificates, visit the product detail page: https://www.phoenixcontact.com/us/products/3046171

**CSA**
Approval ID: 13631

| | Nominal voltage $U_N$ | Nominal current $I_N$ | Cross section AWG | Cross section $mm^2$ |
|---|---|---|---|---|
| Use group B | | | | |
| | 300 V | 16 A | 26 - 10 | - |
| Use group C | | | | |
| | 300 V | 16 A | 26 - 10 | - |

**EAC**
Approval ID: RU C-DE.BL08.B.00534

**cULus Recognized**
Approval ID: E60425

| | Nominal voltage $U_N$ | Nominal current $I_N$ | Cross section AWG | Cross section $mm^2$ |
|---|---|---|---|---|
| Use group B | | | | |
| | 300 V | 16 A | 26 - 10 | - |
| Multi-conductor connection | 300 V | 16 A | 26 - 14 | - |
| Use group C | | | | |
| | 300 V | 16 A | 26 - 10 | - |
| Multi-conductor connection | 300 V | 16 A | 26 - 14 | - |

## Classifications

### ECLASS

| | |
|---|---|
| ECLASS-11.0 | 27141126 |
| ECLASS-12.0 | 27141126 |
| ECLASS-13.0 | 27250108 |

### ETIM

| | |
|---|---|
| ETIM 9.0 | EC000902 |

### UNSPSC

| | |
|---|---|
| UNSPSC 21.0 | 39121400 |

## Environmental product compliance

EU RoHS

| | |
|---|---|
| Fulfills EU RoHS substance requirements | Yes |
| Exemption | 6(c) |

China RoHS

| | |
|---|---|
| Environment friendly use period (EFUP) | EFUP-50 |
| | An article-related China RoHS declaration table can be found in the download area for the respective article under "Manufacturer declaration". For all articles with EFUP-E, no China RoHS declaration table issued and required. |

EU REACH SVHC

| | |
|---|---|
| REACH candidate substance (CAS No.) | Lead(CAS: 7439-92-1) |
| SCIP | b0f843ce-8bca-47a6-88f8-9e847e20ba3c |

EF3.0 Climate Change

| | |
|---|---|
| $CO_2e$ kg | 0.099 kg $CO_2e$ |

## Accessories

Note: Applying some accessories below might limit this product.

### FBS 2-6 - Plug-in bridge

3030336

https://www.phoenixcontact.com/us/products/3030336

Plug-in bridge, pitch: 6.2 mm, number of positions: 2, color: red

Max. current carrying capacity: 20 A

### FBS 3-6 - Plug-in bridge

3030242

https://www.phoenixcontact.com/us/products/3030242

Plug-in bridge, pitch: 6.2 mm, number of positions: 3, color: red

Max. current carrying capacity: 20 A

## FBS 4-6 - Plug-in bridge

3030255

https://www.phoenixcontact.com/us/products/3030255

Plug-in bridge, pitch: 6.2 mm, number of positions: 4, color: red

Max. current carrying capacity: 20 A

## FBS 5-6 - Plug-in bridge

3030349

https://www.phoenixcontact.com/us/products/3030349

Plug-in bridge, pitch: 6.2 mm, number of positions: 5, color: red

Max. current carrying capacity: 20 A

## FBS 6-6 - Plug-in bridge

1008238

https://www.phoenixcontact.com/us/products/1008238

Plug-in bridge, One side not fully isolated, pitch: 6.2 mm, number of positions: 6, color: red

Max. current carrying capacity: 20 A

## FBS 10-6 - Plug-in bridge

3030271

https://www.phoenixcontact.com/us/products/3030271

Plug-in bridge, pitch: 6.2 mm, number of positions: 10, color: red

Max. current carrying capacity: 20 A

## FBS 20-6 - Plug-in bridge

3030365

https://www.phoenixcontact.com/us/products/3030365

Plug-in bridge, pitch: 6.2 mm, number of positions: 20, color: red

Max. current carrying capacity: 20 A

## FBS 50-6 - Plug-in bridge

3032224

https://www.phoenixcontact.com/us/products/3032224

Plug-in bridge, pitch: 6.2 mm, number of positions: 50, color: red

Max. current carrying capacity: 32 A

## FBSR 2-6 - Plug-in bridge

3033715

https://www.phoenixcontact.com/us/products/3033715

Plug-in bridge, pitch: 6.2 mm, number of positions: 2, color: red

Max. current carrying capacity: 20 A

## FBSR 3-6 - Plug-in bridge

3001594

https://www.phoenixcontact.com/us/products/3001594

Plug-in bridge, pitch: 6.2 mm, number of positions: 3, color: red

Max. current carrying capacity: 20 A

## FBSR 4-6 - Plug-in bridge

3001595

https://www.phoenixcontact.com/us/products/3001595

Plug-in bridge, pitch: 6.2 mm, number of positions: 4, color: red

Max. current carrying capacity: 20 A

## FBSR 5-6 - Plug-in bridge

3001596

https://www.phoenixcontact.com/us/products/3001596

Plug-in bridge, pitch: 6.2 mm, number of positions: 5, color: red

Max. current carrying capacity: 20 A

## FBSR 10-6 - Plug-in bridge

3033716

https://www.phoenixcontact.com/us/products/3033716

Plug-in bridge, pitch: 6.2 mm, number of positions: 10, color: red

Max. current carrying capacity: 20 A

## FBSRH 2-6 - Short-circuit connector

3033812

https://www.phoenixcontact.com/us/products/3033812

Short-circuit connector, pitch: 6.2 mm, number of positions: 2, color: red

Max. current carrying capacity: 20 A

## FBS 2-6 BU - Plug-in bridge

3036932

https://www.phoenixcontact.com/us/products/3036932

Plug-in bridge, pitch: 6.2 mm, number of positions: 2, color: blue

Max. current carrying capacity: 20 A

## FBS 3-6 BU - Plug-in bridge

3036945

https://www.phoenixcontact.com/us/products/3036945

Plug-in bridge, pitch: 6.2 mm, number of positions: 3, color: blue

Max. current carrying capacity: 20 A

## FBS 4-6 BU - Plug-in bridge

3036958

https://www.phoenixcontact.com/us/products/3036958

Plug-in bridge, pitch: 6.2 mm, number of positions: 4, color: blue

Max. current carrying capacity: 20 A

## FBS 5-6 BU - Plug-in bridge

3036961

https://www.phoenixcontact.com/us/products/3036961

Plug-in bridge, pitch: 6.2 mm, number of positions: 5, color: blue

Max. current carrying capacity: 20 A

## FBS 10-6 BU - Plug-in bridge

3032198

https://www.phoenixcontact.com/us/products/3032198

Plug-in bridge, pitch: 6.2 mm, number of positions: 10, color: blue

Max. current carrying capacity: 20 A

## FBS 20-6 BU - Plug-in bridge

3032208

https://www.phoenixcontact.com/us/products/3032208



Plug-in bridge, pitch: 6.2 mm, number of positions: 20, color: blue

Max. current carrying capacity: 20 A

## FBS 50-6 BU - Plug-in bridge

3032211

https://www.phoenixcontact.com/us/products/3032211

Plug-in bridge, pitch: 6.2 mm, number of positions: 50, color: blue

Max. current carrying capacity: 20 A

## RB ST 10-(2,5/4) - Reducing bridge

3030873

https://www.phoenixcontact.com/us/products/3030873

Reducing bridge, pitch: 10 mm, number of positions: 2, length: 36 mm, color: red

Max. current carrying capacity: 35 A

## RB UT 10-(2,5/4) - Reducing bridge

3047060

https://www.phoenixcontact.com/us/products/3047060

Reducing bridge, pitch: 10.2 mm, number of positions: 2, length: 29 mm, color: red

Max. current carrying capacity: 40 A

## RB UT 35-(2,5/4) - Reducing bridge

3047277

https://www.phoenixcontact.com/us/products/3047277

Reducing bridge, pitch: 11 mm, number of positions: 2, color: red

Max. current carrying capacity: 40 A

## RB UT 16-(2,5/4) - Reducing bridge

3047073

https://www.phoenixcontact.com/us/products/3047073

Reducing bridge, pitch: 11 mm, number of positions: 2, length: 31 mm, color: red

Max. current carrying capacity: 40 A

## RB UT  6-(2,5/4) - Reducing bridge

3047251

https://www.phoenixcontact.com/us/products/3047251

Reducing bridge, pitch: 9.5 mm, number of positions: 2, length: 25 mm, color: red

Max. current carrying capacity: 40 A

## S-MT - Switching lock

3247954

https://www.phoenixcontact.com/us/products/3247954

Switching lock, depth: 23.1 mm, width: 3.5 mm, height: 10.5 mm, color: white

## LPS-6/E - Service connector

3270540

https://www.phoenixcontact.com/us/products/3270540

Service connector, nom. voltage: 800 V, nominal current: 24 A, number of positions: 1, connection method: Push-in connection, Rated cross section: 2.5 $mm^2$, cross section: 0.14 $mm^2$- 4 $mm^2$, color: red

## LPS-6 - Service connector

3270541

https://www.phoenixcontact.com/us/products/3270541

Service connector, nom. voltage: 800 V, nominal current: 24 A, number of positions: 1, connection method: Push-in connection, Rated cross section: 2.5 $mm^2$, cross section: 0.14 $mm^2$- 4 $mm^2$, color: red

## LPO 4/E - Pick-off plug

3270519

https://www.phoenixcontact.com/us/products/3270519

Pick-off plug, nom. voltage: 800 V, nominal current: 24 A, number of positions: 1, connection method: Push-in connection, Rated cross section: 2.5 $mm^2$, cross section: 0.14 $mm^2$- 4 $mm^2$, color: gray

## LPO 4 - Pick-off plug

3270522

https://www.phoenixcontact.com/us/products/3270522

Pick-off plug, nom. voltage: 800 V, nominal current: 24 A, number of positions: 1, connection method: Push-in connection, Rated cross section: 2.5 $mm^2$, cross section: 0.14 $mm^2$- 4 $mm^2$, color: gray

## NS 35/ 7,5 PERF 2000MM - DIN rail perforated

0801733

https://www.phoenixcontact.com/us/products/0801733

DIN rail perforated, Pack of 25 (50 m), acc. to EN 60715, material: Steel, galvanized, passivated with a thick layer, Standard profile, color: silver

## NS 35/ 7,5 UNPERF 2000MM - DIN rail, unperforated

0801681

https://www.phoenixcontact.com/us/products/0801681

DIN rail, unperforated, Pack of 25 (50 m), acc. to EN 60715, material: Steel, galvanized, passivated with a thick layer, Standard profile, color: silver

## NS 35/ 7,5 WH PERF 2000MM - DIN rail perforated

1204119

https://www.phoenixcontact.com/us/products/1204119

DIN rail perforated, Pack of 25 (50 m), acc. to EN 60715, material: Steel, Galvanized, white passivated, Standard profile, color: silver

## NS 35/ 7,5 WH UNPERF 2000MM-VPE 10 - DIN rail, unperforated

1204122

https://www.phoenixcontact.com/us/products/1204122

DIN rail, unperforated, Pack of 10 (20 m), acc. to EN 60715, material: Steel, Galvanized, white passivated, Standard profile, color: silver

## NS 35/ 7,5 AL UNPERF 2000MM - DIN rail, unperforated

0801704

https://www.phoenixcontact.com/us/products/0801704

DIN rail, unperforated, Pack of 25 (50 m), acc. to EN 60715, material: Aluminum, uncoated, Standard profile, color: silver

## NS 35/ 7,5 ZN PERF 2000MM - DIN rail perforated

1206421

https://www.phoenixcontact.com/us/products/1206421

DIN rail perforated, Pack of 25 (50 m), acc. to EN 60715, material: Steel, galvanized, Standard profile, color: silver

## NS 35/ 7,5 ZN UNPERF 2000MM - DIN rail, unperforated

1206434

https://www.phoenixcontact.com/us/products/1206434

DIN rail, unperforated, Pack of 25 (50 m), acc. to EN 60715, material: Steel, galvanized, Standard profile, color: silver

## NS 35/ 7,5 CU UNPERF 2000MM-VPE 10 - DIN rail, unperforated

0801762

https://www.phoenixcontact.com/us/products/0801762

DIN rail, unperforated, Pack of 10 (20 m), acc. to EN 60715, material: Copper, uncoated, Standard profile, color: copper-colored

## NS 35/ 7,5 CAP - End cap

1206560

https://www.phoenixcontact.com/us/products/1206560

DIN rail end piece, for DIN rail NS 35/7.5

## NS 35/15 PERF 2000MM - DIN rail perforated

1201730

https://www.phoenixcontact.com/us/products/1201730

DIN rail perforated, Pack of 25 (50 m), similar to EN 60715, material: Steel, galvanized, passivated with a thick layer, Standard profile, color: silver

## NS 35/15 UNPERF 2000MM - DIN rail, unperforated

1201714

https://www.phoenixcontact.com/us/products/1201714

DIN rail, unperforated, Pack of 25 (50 m), similar to EN 60715, material: Steel, galvanized, passivated with a thick layer, Standard profile, color: silver

## NS 35/15 WH PERF 2000MM - DIN rail perforated

0806602

https://www.phoenixcontact.com/us/products/0806602

DIN rail perforated, Pack of 25 (50 m), similar to EN 60715, material: Steel, Galvanized, white passivated, Standard profile, color: white

## NS 35/15 WH UNPERF 2000MM-VPE 10 - DIN rail, unperforated

1204135

https://www.phoenixcontact.com/us/products/1204135

DIN rail, unperforated, Pack of 10 (20 m), similar to EN 60715, material: Steel, Galvanized, white passivated, Standard profile, color: silver

## NS 35/15 AL UNPERF 2000MM - DIN rail, unperforated

1201756

https://www.phoenixcontact.com/us/products/1201756

DIN rail, unperforated, similar to EN 60715, material: Aluminum, uncoated, Standard profile, color: silver

## NS 35/15 ZN PERF 2000MM - DIN rail perforated

1206599

https://www.phoenixcontact.com/us/products/1206599

DIN rail perforated, Pack of 25 (50 m), similar to EN 60715, material: Steel, galvanized, Standard profile, color: silver

## NS 35/15 ZN UNPERF 2000MM - DIN rail, unperforated

1206586

https://www.phoenixcontact.com/us/products/1206586

DIN rail, unperforated, Pack of 25 (50 m), similar to EN 60715, material: Steel, galvanized, Standard profile, color: silver

## NS 35/15 CU UNPERF 2000MM-VPE 10 - DIN rail, unperforated

1201895

https://www.phoenixcontact.com/us/products/1201895

DIN rail, unperforated, Pack of 10 (20 m), similar to EN 60715, material: Copper, uncoated, Standard profile, color: copper-colored

## NS 35/15 CAP - End cap

1206573

https://www.phoenixcontact.com/us/products/1206573

DIN rail end piece, for DIN rail NS 35/15

## NS 35/15-2,3 UNPERF 2000MM-VPE 10 - DIN rail, unperforated

1201798

https://www.phoenixcontact.com/us/products/1201798

DIN rail, unperforated, Pack of 10 (20 m), acc. to EN 60715, material: Steel, galvanized, passivated with a thick layer, Standard profile 2.3 mm, color: silver

## ZB 6:UNBEDRUCKT - Zack marker strip

1051003

https://www.phoenixcontact.com/us/products/1051003

Zack marker strip, Strip, white, unlabeled, can be labeled with: PLOTMARK, CMS-P1-PLOTTER, mounting type: snapped, for terminal block width: 6.2 mm, lettering field size: 6.15 x 10.5 mm, Number of individual labels: 10

## ZB 6 CUS - Zack marker strip

0824992

https://www.phoenixcontact.com/us/products/0824992

Zack marker strip, can be ordered: Strip, white, labeled according to customer specifications, mounting type: snap into tall marker groove, for terminal block width: 6.2 mm, lettering field size: 6.15 x 10.5 mm, Number of individual labels: 10

## ZB 6,LGS:FORTL.ZAHLEN - Zack marker strip

1051016

https://www.phoenixcontact.com/us/products/1051016

Zack marker strip, Strip, white, labeled, can be labeled with: CMS-P1-PLOTTER, printed horizontally: consecutive numbers 1 ... 10, 11 ... 20, etc. up to 491 ... 500, mounting type: snapped, for terminal block width: 6.2 mm, lettering field size: 6. 15 x 10.5 mm, Number of individual labels: 10

## ZB 6,QR:FORTL.ZAHLEN - Zack marker strip

1051029

https://www.phoenixcontact.com/us/products/1051029

Zack marker strip, Strip, white, labeled, can be labeled with: CMS-P1-PLOTTER, Printed vertically: consecutive numbers 1 ... 10, 11 ... 20, etc. up to 491 ... 500, mounting type: snapped, for terminal block width: 6.2 mm, lettering field size: 6. 15 x 10.5 mm, Number of individual labels: 10

## ZB 6,LGS:GLEICHE ZAHLEN - Zack marker strip

1051032

https://www.phoenixcontact.com/us/products/1051032

Zack marker strip, Strip, white, labeled, can be labeled with: CMS-P1-PLOTTER, printed horizontally: Identical numbers 1 or 2, etc. up to 100, mounting type: snapped, for terminal block width: 6.2 mm, lettering field size: 6.15 x 10.5 mm, Number of individual labels: 10

## ZB 6,LGS:L1-N,PE - Marker for terminal blocks

1051414

https://www.phoenixcontact.com/us/products/1051414

Marker for terminal blocks, Strip, white, labeled, can be labeled with: CMS-P1-PLOTTER, horizontal: L1, L2, L3, N, PE, L1, L2, L3, N, PE, mounting type: snapped, for terminal block width: 6.2 mm, lettering field size: 6.15 x 10.5 mm, Number of individual labels: 10

## ZB 6,LGS:U-N - Marker for terminal blocks

1051430

https://www.phoenixcontact.com/us/products/1051430

Marker for terminal blocks, Strip, white, labeled, can be labeled with: CMS-P1-PLOTTER, printed horizontally: U, V, W, N, GND, U, V, W, N, GND, mounting type: snapped, for terminal block width: 6.2 mm, lettering field size: 6.15 x 10.5 mm, Number of individual labels: 10

## UC-TM 6 - Marker for terminal blocks

0818085

https://www.phoenixcontact.com/us/products/0818085

Marker for terminal blocks, Sheet, white, unlabeled, can be labeled with: BLUEMARK ID COLOR, BLUEMARK ID, BLUEMARK CLED, PLOTMARK, CMS-P1-PLOTTER, mounting type: snapped, for terminal block width: 6.2 mm, lettering field size: 5.6 x 10.5 mm, Number of individual labels: 80

## UC-TM 6 CUS - Marker for terminal blocks

0824589

https://www.phoenixcontact.com/us/products/0824589

Marker for terminal blocks, can be ordered: by sheet, white, labeled according to customer specifications, mounting type: snap into tall marker groove, for terminal block width: 6.2 mm, lettering field size: 5.6 x 10.5 mm, Number of individual labels: 80

## UCT-TM 6 - Marker for terminal blocks

0828736

https://www.phoenixcontact.com/us/products/0828736

Marker for terminal blocks, Sheet, white, unlabeled, can be labeled with: TOPMARK NEO, TOPMARK LASER, BLUEMARK ID COLOR, BLUEMARK ID, BLUEMARK CLED, THERMOMARK PRIME, THERMOMARK CARD 2.0, THERMOMARK CARD, mounting type: snapped, for terminal block width: 6.2 mm, lettering field size: 5.6 x 10.5 mm, Number of individual labels: 60

## UCT-TM 6 CUS - Marker for terminal blocks

0829602

https://www.phoenixcontact.com/us/products/0829602

Marker for terminal blocks, can be ordered: by sheet, white, labeled according to customer specifications, mounting type: snap into tall marker groove, for terminal block width: 6.2 mm, lettering field size: 5.6 x 10.5 mm, Number of individual labels: 60

## MPS-MT - Test plug

0201744

https://www.phoenixcontact.com/us/products/0201744

Test plug, with solder connection up to 1 $mm^2$ conductor cross section, number of positions: 1, color: gray

## MPS-IH WH - Insulating sleeve

0201663

https://www.phoenixcontact.com/us/products/0201663

Insulating sleeve, color: white

## MPS-IH RD - Insulating sleeve

0201676

https://www.phoenixcontact.com/us/products/0201676

Insulating sleeve, color: red

## MPS-IH BU - Insulating sleeve

0201689

https://www.phoenixcontact.com/us/products/0201689

Insulating sleeve, color: blue



## MPS-IH YE - Insulating sleeve

0201692

https://www.phoenixcontact.com/us/products/0201692

Insulating sleeve, color: yellow

## MPS-IH GN - Insulating sleeve

0201702

https://www.phoenixcontact.com/us/products/0201702

Insulating sleeve, color: green

## MPS-IH GY - Insulating sleeve

0201728

https://www.phoenixcontact.com/us/products/0201728

Insulating sleeve, color: gray

## MPS-IH BK - Insulating sleeve

0201731

https://www.phoenixcontact.com/us/products/0201731

Insulating sleeve, color: black

## PAI-4-FIX-5/6 BU - Test adapter

3035975

https://www.phoenixcontact.com/us/products/3035975

4 mm test adapter, for terminal blocks with 5.2 mm and 6.2 mm pitch

## PAI-4-FIX-5/6 OG - Test adapter

3035974

https://www.phoenixcontact.com/us/products/3035974

4 mm test adapter, for terminal blocks with 5.2 mm and 6.2 mm pitch

## PAI-4-FIX-5/6 YE - Test adapter

3035977

https://www.phoenixcontact.com/us/products/3035977

4 mm test adapter, for terminal blocks with 5.2 mm and 6.2 mm pitch

## PAI-4-FIX-5/6 RD - Test adapter

3035976

https://www.phoenixcontact.com/us/products/3035976

4 mm test adapter, for terminal blocks with 5.2 mm and 6.2 mm pitch

## PAI-4-FIX-5/6 GN - Test adapter

3035978

https://www.phoenixcontact.com/us/products/3035978

4 mm test adapter, for terminal blocks with 5.2 mm and 6.2 mm pitch

## PAI-4-FIX-5/6 BK - Test adapter

3035980

https://www.phoenixcontact.com/us/products/3035980

4 mm test adapter, for terminal blocks with 5.2 mm and 6.2 mm pitch

## PAI-4-FIX-5/6 GY - Test adapter

3035982

https://www.phoenixcontact.com/us/products/3035982

4 mm test adapter, for terminal blocks with 5.2 mm and 6.2 mm pitch

## PAI-4-FIX-5/6 VT - Test adapter

3035979

https://www.phoenixcontact.com/us/products/3035979

4 mm test adapter, for terminal blocks with 5.2 mm and 6.2 mm pitch

## PAI-4-FIX-5/6 BN - Test adapter

3035981

https://www.phoenixcontact.com/us/products/3035981

4 mm test adapter, for terminal blocks with 5.2 mm and 6.2 mm pitch

## PAI-4-FIX-5/6 WH - Test adapter

3035983

https://www.phoenixcontact.com/us/products/3035983

4 mm test adapter, for terminal blocks with 5.2 mm and 6.2 mm pitch

## PS-6 - Test plug

3030996

https://www.phoenixcontact.com/us/products/3030996

Test plug, Modular test plug, number of positions: 1, color: red

## PS-6/2,3MM RD - Test plug

3038736

https://www.phoenixcontact.com/us/products/3038736

Test plug, number of positions: 1, color: red

## CLIPFIX 35 - End bracket

3022218

https://www.phoenixcontact.com/us/products/3022218

Quick mounting end clamp for NS 35/7,5 DIN rail or NS 35/15 DIN rail, with marking option, width: 9.5 mm, color: gray

## CLIPFIX 35-5 - End bracket

3022276

https://www.phoenixcontact.com/us/products/3022276

Quick mounting end clamp for NS 35/7,5 DIN rail or NS 35/15 DIN rail, with marking option, with parking option for FBS...5, FBS...6, KSS 5, KSS 6, width: 5. 15 mm, color: gray

## E/NS 35 N - End bracket

0800886

https://www.phoenixcontact.com/us/products/0800886



End clamp, width: 9.5 mm, color: gray

## PAI-4-N GY - Test adapter

3032871

https://www.phoenixcontact.com/us/products/3032871

4 mm test adapter, for terminal blocks with 5.2 mm, 6.2 mm and 8.2 mm pitch

## SZS 0,6X3,5 - Screwdriver

1205053

https://www.phoenixcontact.com/us/products/1205053

Actuation tool, for ST terminal blocks, insulated, also suitable for use as a bladed screwdriver, size: 0.6 x 3.5 x 100 mm, 2-component grip, with non-slip grip

## SZG 0,6X3,5 VDE - Screwdriver

1205121

https://www.phoenixcontact.com/us/products/1205121

Screwdriver, slot-headed, graded, for test socket screws, size: 0.6 x 3.5 x 100 mm, 2-component grip, with non-slip grip

## X-PEN 0,35 - Marker pen

0811228

https://www.phoenixcontact.com/us/products/0811228

Marker pen without ink cartridge, for manual labeling of markers, labeling extremely wipe-proof, line thickness 0.35 mm

Phoenix Contact 2024 © - all rights reserved
https://www.phoenixcontact.com

Phoenix Contact USA
586 Fulling Mill Road
Middletown, PA 17057, United States
(+717) 944-1300
info@phoenixcon.com