


# GT Series Glass Coated Chip Thermistor



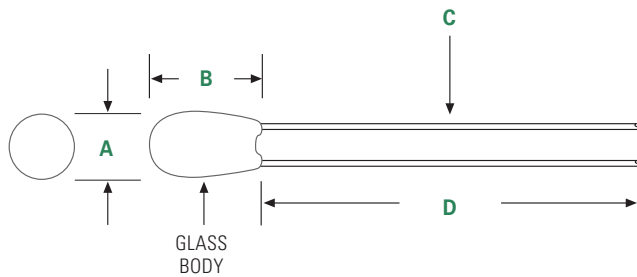
## Description

Littelfuse radial leaded glass coated chip thermistors feature excellent long-term stability and reliability as well as a fast thermal response time. They are especially suitable for temperature measurement and control where extreme temperatures, corrosive atmospheres and/or harsh environments are encountered. Their low cost and excellent reliability make them useful for applications ranging from HVAC/R to Industrial Controls to Consumer Appliances.

## Options

- Non-standard resistance values and tolerances

## Dimensions



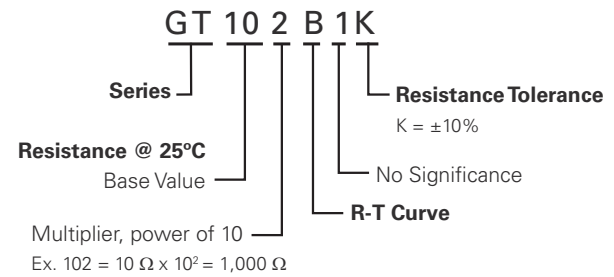
Dimensions shown in inches.

| A             | B             | C                                | D            |
|---------------|---------------|----------------------------------|--------------|
| 0.039"<br>Max | 0.089"<br>Max | 0.0055"<br>Nom Dia<br>Lead Wires | 1.00"<br>Min |

## Features

- High temperature capability to +300°C
- High stability
- Solderable lead wires
- Fast thermal response time

## Part Numbering System



Note: Not all combinations of Part Number codes are available. Contact Littelfuse for details.

## GT Series Glass Coated Chip Thermistor

### Specifications

| Part Number | Resistance Ohms @25°C | *Resistance Tol. ± % @ 25°C | R-T Curve | Temperature Coefficient (% / °C) @ 25°C | Beta (K) 25-85°C | Dissipation Constant, Nominal (mW/°C) | Thermal Time Constant, Max. - Still Air (seconds) | Temperature Range (°C) |
|-------------|-----------------------|-----------------------------|-----------|---|------------------|---------------------------------------|---|------------------------|
| GT102B1K    | 1000                  | 10                          | B         | -3.3                                    | 3009             | 0.45                                  | 2.5   | -55 to +260            |
| GT202F1K    | 2000                  | 10                          | F         | -3.86                                   | 3499             | 0.45                                  | 2.5   | -55 to +260            |
| GT502F1K    | 5000                  | 10                          | F         | -3.86                                   | 3499             | 0.45                                  | 2.5   | -55 to +260            |
| GT103E1K    | 10000                 | 10                          | E1        | -3.52                                   | 3435             | 0.45                                  | 2.5   | -55 to +260            |
| GT103J1K    | 10000                 | 10                          | J         | -4.4                                    | 3977             | 0.45                                  | 2.5   | -55 to +300            |
| GT303J1K    | 30000                 | 10                          | J         | -4.4                                    | 3977             | 0.45                                  | 2.5   | -55 to +260            |
| GT473N1K    | 47000                 | 10                          | N1        | -4.5                                    | 4073             | 0.45                                  | 2.5   | -55 to +260            |
| GT503J1K    | 50000                 | 10                          | J         | -4.4                                    | 3977             | 0.45                                  | 2.5   | -55 to +260            |
| GT104L1K    | 100000                | 10                          | L1        | -4.52                                   | 4040             | 0.45                                  | 2.5   | -55 to +300            |
| GT105U1K    | 1000000               | 10                          | U1        | -4.52                                   | 4350             | 0.45                                  | 2.5   | -55 to +300            |

\*Resistance tolerances of ± 1%, 2%, and 5% are available upon request

**Disclaimer Notice** - Information furnished is believed to be accurate and reliable. However, users should independently evaluate the suitability of and test each product selected for their own applications. Littelfuse products are not designed for, and may not be used in, all applications. Read complete Disclaimer Notice at: [www.littelfuse.com/disclaimer-electronics](http://www.littelfuse.com/disclaimer-electronics)