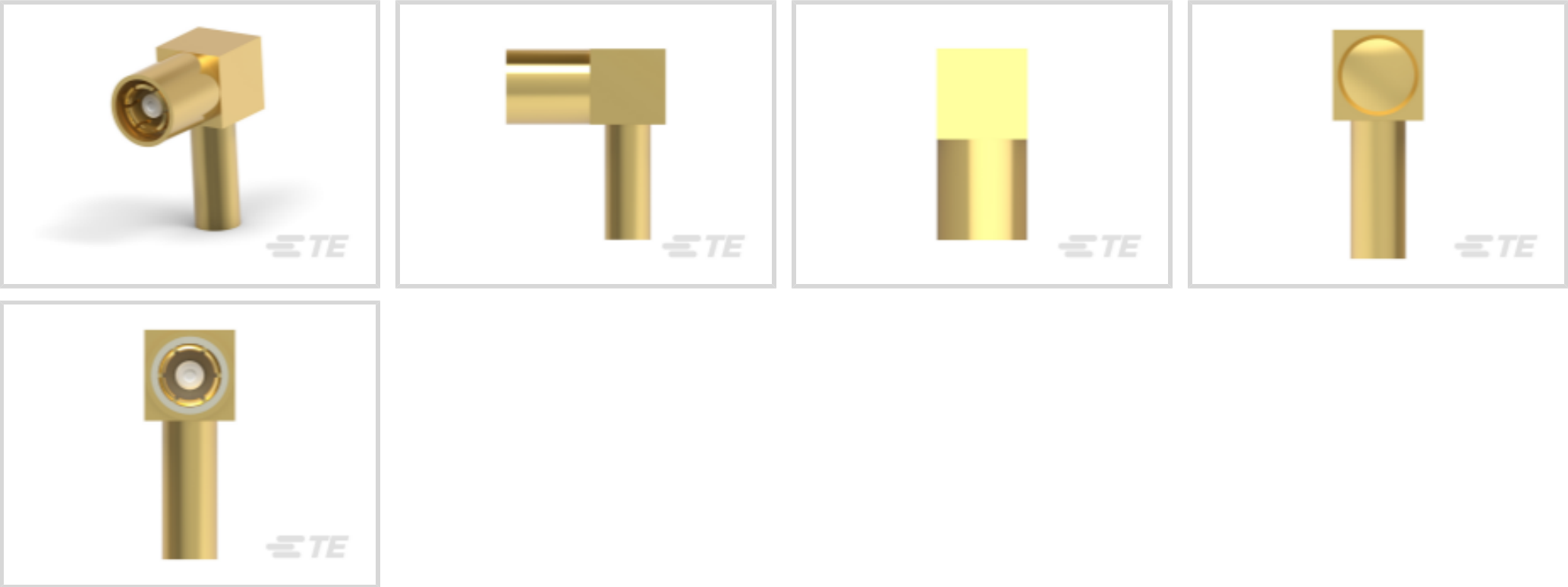




TE Internal #: 414002-1  
SMB RF Interface, Plug, 50  $\Omega$ , RG 316 / RG 174 / RG 188, Snap-Fit, 4  
GHz Operating Frequency, Cable-to-Cable, 1 Position, Wire &  
Cable  
[View on TE.com >](#)

Connectors > RF Connectors > Coax Connectors > SMB Connector: Plug, Mated Outer Dia. 4.75mm, 50 Ohm



RF Interface: **SMB**  
RF Connector Style: **Plug**  
RF Connector Mated Outer Diameter (Approximate): **4.75 mm [ .187 in ]**  
Impedance: **50  $\Omega$**   
Compatible With RF Cable Type: **RG 174, RG 188, RG 316**

[All SMB Connector: Plug, Mated Outer Dia. 4.75mm, 50 Ohm \(18\)](#)

Features

Product Type Features

Connector Shape	Circular
Connector Product Type	Connector Assembly
RF Interface	SMB
RF Connector Style	Plug
Compatible With RF Cable Type	RG 174, RG 188, RG 316
Connector System	Cable-to-Cable
Sealable	No
Connector & Contact Terminates To	Wire & Cable

Configuration Features

Number of Positions	1
Number of Coaxial Contacts	1

Electrical Characteristics

Impedance	50 $\Omega$
-----------	-------------



Body Features

Body Underplating Material	Nickel
Cable Connector Orientation	Right Angle
Body Material	Brass
Body Plating Material	Gold

Contact Features

RF Connector Center Contact Underplating Material	Nickel
RF Connector Center Contact Plating Material	Gold
RF Connector Center Contact Material	Beryllium Copper

Termination Features

Termination Method to Wire & Cable	Crimp
------------------------------------	-------

Mechanical Attachment

RF Connector Coupling Mechanism	Snap-Fit
RF Contact Captivation Method	Mechanical
Detent	With

Dimensions

RF Connector Mated Outer Diameter (Approximate)	4.75 mm[.187 in]
---	------------------

Usage Conditions

Operating Temperature Range	-65 - 85 °C[-85 - 185 °F]
-----------------------------	---------------------------

Operation/Application

Operating Frequency	4 GHz
---------------------	-------

Packaging Features

Packaging Method	Carton
------------------	--------

Other

Outer Contact Plating Material	Gold over Nickel
Grade	Mil-Type
Dielectric Material	PTFE

Product Compliance

For compliance documentation, visit the product page on [TE.com](#)>

EU RoHS Directive 2011/65/EU	Compliant with Exemptions
------------------------------	---------------------------



EU ELV Directive 2000/53/EC	Compliant with Exemptions
China RoHS 2 Directive MIIT Order No 32, 2016	Restricted Materials Above Threshold
EU REACH Regulation (EC) No. 1907/2006	Current ECHA Candidate List: JAN 2024 (240) Candidate List Declared Against: JAN 2024 (240) SVHC > Threshold: Pb (3.7% in Component Part) <b>Article Safe Usage Statements:</b> Do not eat, drink or smoke when using this product. Wash thoroughly after handling. Recycle if possible and dispose of the article by following all applicable governmental regulations relevant to your geographic location.
Halogen Content	Low Bromine/Chlorine - Br and Cl < 900 ppm per homogenous material. Also BFR /CFR/PVC Free
Solder Process Capability	Not applicable for solder process capability

Product Compliance Disclaimer


This information is provided based on reasonable inquiry of our suppliers and represents our current actual knowledge based on the information they provided. This information is subject to change. The part numbers that TE has identified as EU RoHS compliant have a maximum concentration of 0.1% by weight in homogenous materials for lead, hexavalent chromium, mercury, PBB, PBDE, DBP, BBP, DEHP, DIBP, and 0.01% for cadmium, or qualify for an exemption to these limits as defined in the Annexes of Directive 2011/65/EU (RoHS2). Finished electrical and electronic equipment products will be CE marked as required by Directive 2011/65/EU. Components may not be CE marked. Additionally, the part numbers that TE has identified as EU ELV compliant have a maximum concentration of 0.1% by weight in homogenous materials for lead, hexavalent chromium, and mercury, and 0.01% for cadmium, or qualify for an exemption to these limits as defined in the Annexes of Directive 2000/53/EC (ELV). Regarding the REACH Regulation, the information TE provides on SVHC in articles for this part number is based on the latest European Chemicals Agency (ECHA) 'Guidance on requirements for substances in articles' posted at this URL: <https://echa.europa.eu/guidance-documents/guidance-on-reach>

Compatible Parts


 TE Part # CAT-884-SMBV50 SMB Connector: Jack, Vertical Mount, Mated Outer Dia. 4.75mm, 50 Ohm	 TE Part # CAT-884-SMBF50 SMB Connector: Plug, Mated Outer Dia. 4.75mm, 50 Ohm	 TE Part # CAT-884-SMBMRA50 SMB Connector: Jack, Right-Angle Mount, Mated Outer Dia. 4.75mm	 TE Part # CAT-884-SMBM50 SMB Connector: Male (Jack), Mated Outer Dia. 4.75mm, 50 Ohm
 TE Part # CAT-884-SMBMSF50 SMB RF Connector: Jack, Snap Fit, 50 Ohm	 TE Part # 228553-1 SMB COMML BLKHD ADAPTER	 TE Part # 58483-1 TRIPLE HEX DIE ASSY SMB	 TE Part # 58499-1 AMP PRO-CRIMPER ASSEMBLY




Customers Also Bought



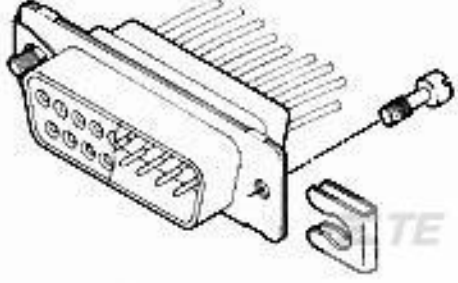
TE Part # 50935  
SOCKET,MIN-SPR AU-AU SER-1




TE Part # 5050865-3  
SOCKET,MIN-SPR SN-AU SER-4




TE Part # 605980-1  
FUSION TAPE, .75"X .020"X 30FT




TE Part # 5745136-3  
SCREW RETAINER KIT




TE Part # 5-146281-8  
08 MODII HDR SRST B/A .100CL




TE Part # 4-1393249-5  
W58-XC4C12A-3=W58




TE Part # 1658527-6  
622-1630LF FEM SOCKT, LEAD FREE



TE Part # 2-6609037-5  
7EP3=F8216



TE Part # 5745175-4  
CABLE CLAMP KIT, SZ 5



TE Part # 2-2176340-0  
CRGCQ 0603 1K5 5%

Documents

Product Drawings

PLUG,CABLE,RTANG,SMB,AUPLTD

English

CAD Files

3D PDF

3D

Customer View Model

ENG\_CVM\_CVM\_414002-1\_K2.2d\_dxf.zip

English

Customer View Model

ENG\_CVM\_CVM\_414002-1\_K2.3d\_igs.zip

English

Customer View Model

ENG\_CVM\_CVM\_414002-1\_K2.3d\_stp.zip

English

By downloading the CAD file I accept and agree to the [Terms and Conditions](#) of use.



Datasheets & Catalog Pages

SMB Connectors

English

Instruction Sheets

Instruction Sheet (U.S.)

English