POWER TERMINAL, LUG-TO-TUNNEL, 350 A

CATALOG NUMBER

SBLT-350



CERTIFICATIONS

FEATURES

- Tinned copper block allows for copper or aluminum conductor connections
- Accessible studs and tunnels allow for easy connection of nVent ERIFLEX Flexibar and other conductors
- Design allows for visual inspection of conductor and confirmation of connection
- Adjustable transparent cover
- Modular snap-together blocks for building multi-pole power blocks
- Easily clips onto DIN rail or mounts to panel with screws
- SBLEC Power Terminals Fixing Accessory required for direct panel mount
- RoHS compliant
- Halogen free

PRODUCT ATTRIBUTES

- Article Number: 561142
- Material: Copper;Thermoplastic
- Finish: Tinned
- Max Current Rating, IEC: 500 A
- Max Current Rating, UL/CSA: 310 A
- Short Term Withstand Current (Icw) 1s: 22.2 kA
- Peak Short Circuit Current (Ipk): 43 kA

Short Circuit Current Rating (SCCR): 100 kA

Max Working Voltage, IEC (Ui): 1000;1500

Max Working Voltage, UL (Vin): 1000

Number of Stud Connections: 1

Stud Connection Conductor Width: 20 – 24 mm

Stud Connection Compact Stranded Wire Size: 10 – 185 mm²

Stud Connection Wire Size: #2 - 350 kcmil

Number of Tunnel Connections: 1

Tunnel Connection Compact Stranded Wire Size: 35 – 185 mm²

Tunnel Connection Wire Size - Ferrule: 35 – 150 mm²

Tunnel Connection Wire Size: #2 – 350 kcmil

Depth: 2.56"

Height: 8.1"

Width: 2.1"

A: 4 1/4"

Unit Weight: 0.77 lb

Certification Details: UL® 1059

Flammability Rating: UL® 94V-1

Complies With: IEC® 60947-7-1

ADDITIONAL PRODUCT DETAILS

Power terminal connections are interchangeable and can be used as line side or load side connections.

Design Guideline for Distribution Blocks, Power Blocks and Power Terminals										
Derating according to Ambient* Temperature (°F) to maintain working temperature of 185°F										
Ambient Temperature (°F)	86°	95°	104°	113°	122°	131°	140°	149°	158°	167°
Derating Coefficient (d)	1	1	1	0.94	0.88	0.82	0.75	0.67	0.58	0.47
*environment around the terminal blocks inside the enclosure										

DIAGRAMS

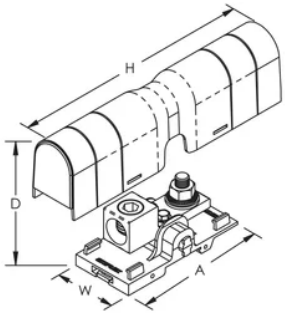

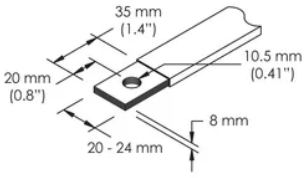

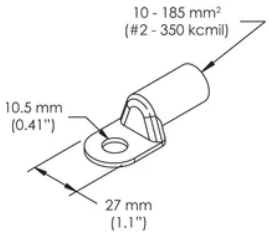

WARNING

nVent products shall be installed and used only as indicated in nVent's product instruction sheets and training materials. Instruction sheets are available at www.nvent.com and from your nVent customer service representative. Improper installation, misuse, misapplication or other failure to completely follow nVent's instructions and warnings may cause product malfunction,

property damage, serious bodily injury and death and/or void your warranty.

North America
+1.800.753.9221
Option 1 – Customer Care
Option 2 – Technical Support

Europe
Netherlands:
+31 800-0200135
France:
+33 800 901 793

Europe
Germany:
800 1890272
Other Countries:
+31 13 5835404

APAC
Shanghai:
+ 86 21 2412 1618/19
Sydney:
+61 2 9751 8500

© 2024 nVent. All nVent marks and logos are owned or licensed by nVent Services GmbH or its affiliates. All other trademarks are the property of their respective owners.
nVent reserves the right to change specifications without notice.