

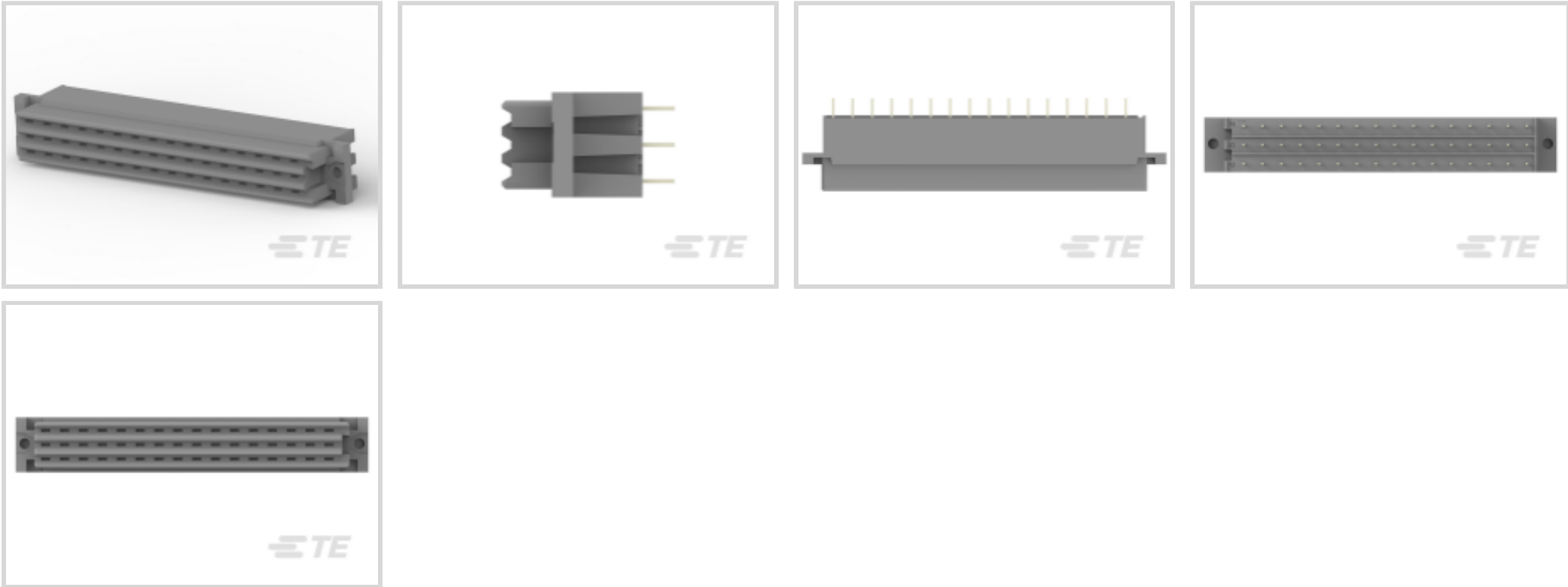
EUROCARD

TE Internal #: 166733-4
Eurocard Connectors, Receptacle, Board-to-Board, 48 Position, .2 in [5.08 mm] Centerline, Printed Circuit Board, 3 Row, Vertical, 16 Column

[View on TE.com >](#)



Connectors > PCB Connectors > Backplane Connectors > Eurocard Connectors



Connector & Housing Type: **Receptacle**
Connector System: **Board-to-Board**
Termination Post & Tail Length: **4.5 mm [.177 in]**
Number of Positions: **48**
Centerline (Pitch): **5.08 mm [.2 in]**

Features

Product Type Features

Eurocard Connector Configuration Type	Type F
Connector & Housing Type	Receptacle
Connector System	Board-to-Board
Connector & Contact Terminates To	Printed Circuit Board
DIN Size	Standard
DIN Level	II

Configuration Features

Number of Positions	48
Number of Rows	3
PCB Mount Orientation	Vertical
Number of Columns	16
Number of Signal Positions	48
Rows Loaded	Z, B, D

Body Features



Primary Product Color	Gray
-----------------------	------

Contact Features

Contact Type	Socket
Contact Mating Area Plating Material Thickness	.76 µm
Contact Mating Area Plating Material	Gold
PCB Contact Termination Area Plating Material	Tin-Lead
Contact Base Material	Phosphor Bronze
Contact Current Rating (Max)	5.5 A

Termination Features

Termination Method to Printed Circuit Board	Through Hole - Solder
Termination Post & Tail Length	4.5 mm[.177 in]

Mechanical Attachment

Mating Alignment Type	Polarization
Mating Retention	With
Mating Alignment	With
PCB Mount Alignment	Without
Panel Mount Feature	Without
Connector Mounting Type	Board Mount

Housing Features

Housing Material	Polyester - GF
Centerline (Pitch)	5.08 mm[.2 in]

Dimensions

Row-to-Row Spacing	3.81 mm[.15 in]
--------------------	-----------------

Usage Conditions

Operating Temperature Range	-55 - 125 °C[-67 - 257 °F]
-----------------------------	----------------------------

Operation/Application

Circuit Application	Signal
---------------------	--------

Industry Standards

UL Flammability Rating	UL 94V-0
------------------------	----------

Packaging Features

Packaging Method	Tray
------------------	------



Product Compliance


For compliance documentation, visit the product page on TE.com>

EU RoHS Directive 2011/65/EU	Compliant
EU ELV Directive 2000/53/EC	Compliant
China RoHS 2 Directive MIIT Order No 32, 2016	No Restricted Materials Above Threshold
EU REACH Regulation (EC) No. 1907/2006	Current ECHA Candidate List: JAN 2024 (240) Candidate List Declared Against: JAN 2024 (240) Does not contain REACH SVHC
Halogen Content	Not Low Halogen - contains Br or Cl > 900 ppm.
Solder Process Capability	Wave solder capable to 265°C


Product Compliance Disclaimer

This information is provided based on reasonable inquiry of our suppliers and represents our current actual knowledge based on the information they provided. This information is subject to change. The part numbers that TE has identified as EU RoHS compliant have a maximum concentration of 0.1% by weight in homogenous materials for lead, hexavalent chromium, mercury, PBB, PBDE, DBP, BBP, DEHP, DIBP, and 0.01% for cadmium, or qualify for an exemption to these limits as defined in the Annexes of Directive 2011/65/EU (RoHS2). Finished electrical and electronic equipment products will be CE marked as required by Directive 2011/65/EU. Components may not be CE marked. Additionally, the part numbers that TE has identified as EU ELV compliant have a maximum concentration of 0.1% by weight in homogenous materials for lead, hexavalent chromium, and mercury, and 0.01% for cadmium, or qualify for an exemption to these limits as defined in the Annexes of Directive 2000/53/EC (ELV). Regarding the REACH Regulation, the information TE provides on SVHC in articles for this part number is based on the latest European Chemicals Agency (ECHA) 'Guidance on requirements for substances in articles' posted at this URL: <https://echa.europa.eu/guidance-documents/guidance-on-reach>


Compatible Parts




TE Part # 2-164045-4
48P.IEC-F.MALE CONN



TE Part # 2-167495-4
48P.IEC-F MALE CONN




TE Part # 2-164045-8
48P.IEC-F MALE CONN




TE Part # 106351-1
48P.IEC-F MALE CONN

Customers Also Bought







TE Part # 4-1415899-9
RZ03-1A3-D012




TE Part # 3-106507-2
25P.HDP20 REC.ASSY.




TE Part # 6469085-1
HMZD 3PAIR, HDR ASSY, 25MM MOD




TE Part # 5-102398-7
18 AMPMODU MT ASSY DR .100CL




TE Part # 5428154001
LSTT-19-0-SP



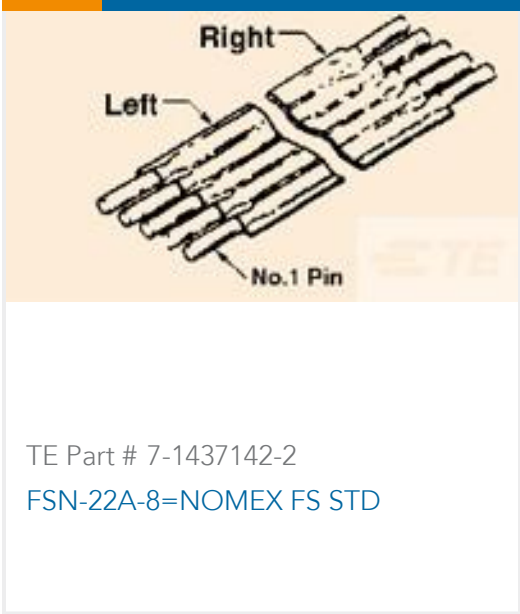
TE Part # 3-825437-6
MOD 2 PINHDR 1X36P.



TE Part # 1393277-8
V23076A1022C133



TE Part # 6-1437142-7
FSN-22A-6=NOMEX FS STD



TE Part # 7-1437142-2
FSN-22A-8=NOMEX FS STD

Documents

Product Drawings
48P.IEC-F FEM.CONN.

English

CAD Files

3D PDF

3D

Customer View Model
ENG_CVM_CVM_166733-4_E.2d_dxf.zip

English

Customer View Model
ENG_CVM_CVM_166733-4_E.3d_igs.zip

English

Customer View Model
ENG_CVM_CVM_166733-4_E.3d_stp.zip

English

By downloading the CAD file I accept and agree to the [Terms and Conditions](#) of use.