4-146455-0 ✔ ACTIVE

AMPMODU | AMPMODU Headers

TE Internal #: 4-146455-0

PCB Mount Header, Vertical, Board-to-Board, 40 Position, 2.54 mm [.1 in] Centerline, Unshrouded, Tin-Lead, Through Hole - Solder, AMPMODU Headers

View on TE.com >

Connectors > PCB Connectors > PCB Headers & Receptacles



PCB Connector Assembly Type: **PCB Mount Header**

PCB Mount Orientation: **Vertical**

Connector System: **Board-to-Board**

Number of Positions: **40**

Number of Rows: **1**

Features

Product Type Features

PCB Connector Assembly Type	PCB Mount Header
Connector System	Board-to-Board
Header Type	Unshrouded
Sealable	No
Connector & Contact Terminates To	Printed Circuit Board

Configuration Features

Stackable	Yes
PCB Mount Orientation	Vertical
Number of Positions	40
Number of Rows	1
Board-to-Board Configuration	Parallel

Electrical Characteristics

Insulation Resistance	5000 MΩ

Body Features

Connector Profile	Standard
Primary Product Color	Black

Contact Features

Contact Mating Area Length	2.79 mm[.109 in]

Mating Square Post Dimension	.64 mm[.025 in]
	50 µin
Contact Layout	Inline
Contact Shape & Form	Square
PCB Contact Termination Area Plating Material	Tin-Lead
Contact Base Material	Copper Alloy
Contact Mating Area Plating Material	Tin-Lead
Contact Mating Area Plating Material Thickness	2.54 - 5.08 µm[100 - 200 µin]
Contact Type	Pin
Contact Current Rating (Max)	3 A

Termination Features

Square Termination Post & Tail Dimension	.64 mm[.025 in]
Termination Post & Tail Length	3.3 mm[.13 in]
Termination Method to Printed Circuit Board	Through Hole - Solder

Mechanical Attachment

Mating Alignment	Without
PCB Mount Retention	Without
PCB Mount Alignment	Without
Connector Mounting Type	Board Mount

Housing Features

Centerline (Pitch)	2.54 mm[.1 in]
Housing Material	Thermoplastic

Dimensions

Stack Height	5.08 mm[.2 in]
PCB Thickness (Recommended)	1.4 mm[.055 in]

Usage Conditions

Operating Temperature Range	-65 - 125 °C[-85 - 257 °F]

Operation/Application

Assembly Process Feature	Pick and Place Cover
Circuit Application	Signal

Industry Standards

Compatible With Approved Standards Products	CSA LR7189, UL E28476

UL Flammability Rating	UL 94V-0

Packaging Features

Packaging Quantity	250
Packaging Method	Carton

Product Compliance

For compliance documentation, visit the product page on TE.com>

EU RoHS Directive 2011/65/EU	Not Compliant
EU ELV Directive 2000/53/EC	Not Compliant
China RoHS 2 Directive MIIT Order No 32, 2016	Restricted Materials Above Threshold
EU REACH Regulation (EC) No. 1907/2006	Current ECHA Candidate List: JAN 2024 (240) Candidate List Declared Against: JAN 2024 (240) SVHC > Threshold: Pb (13% in Component Part) **Article Safe Usage Statements:** Do not eat, drink or smoke when using this product. Wash thoroughly after handling. Recycle if possible and dispose of the article by following all applicable governmental regulations relevant to your geographic location.
Halogen Content	Not Low Halogen - contains Br or Cl > 900 ppm.
Solder Process Capability	Wave solder capable to 240°C

Product Compliance Disclaimer

This information is provided based on reasonable inquiry of our suppliers and represents our current actual knowledge based on the information they provided. This information is subject to change. The part numbers that TE has identified as EU RoHS compliant have a maximum concentration of 0.1% by weight in homogenous materials for lead, hexavalent chromium, mercury, PBB, PBDE, DBP, BBP, DEHP, DIBP, and 0.01% for cadmium, or qualify for an exemption to these limits as defined in the Annexes of Directive 2011/65/EU (RoHS2). Finished electrical and electronic equipment products will be CE marked as required by Directive 2011/65/EU. Components may not be CE marked. Additionally, the part numbers that TE has identified as EU ELV compliant have a maximum concentration of 0.1% by weight in homogenous materials for lead, hexavalent chromium, and mercury, and 0.01% for cadmium, or qualify for an exemption to these limits as defined in the Annexes of Directive 2000/53/EC (ELV). Regarding the REACH Regulation, the information TE provides on SVHC in articles for this part number is based on the latest European Chemicals Agency (ECHA) 'Guidance on requirements for substances in articles' posted at this URL: https://echa.europa.eu/guidance-documents/guidance-on-reach

Compatible Parts



TE Part # 9-146458-0
40 MODII HDR SRST UNSHRD STKG



TE Part # 4-146461-0
40 MODII HDR SRST UNSHRD STKG



TE Part # 4-146460-0
40 MODII HDR SRST UNSHRD STKG



TE Part # 4-146468-0
40 MODII HDR SRST UNSHRD STKG



TE Part # 4-146458-0
40 MODII HDR SRST UNSHRD STKG



TE Part # 9-146455-0
40 MODII HDR SRST UNSHRD STKG



TE Part # 9-146460-0
40 MODII HDR SRST UNSHRD STKG



TE Part # 9-146461-0
40 MODII HDR SRST UNSHRD STKG



TE Part # 9-146468-0
40 MODII HDR SRST UNSHRD STKG

Also in the Series | AMPMODU Headers



Connector Caps & Covers(1)



Connector Contacts(64)



Connector Hardware(2)



PCB Headers & Receptacles(4349)



Wire-to-Board Connector Assemblies & Housings(5)

Customers Also Bought



TE Part # 1-1423008-0
PCB Power Relay: 40 Amp, Monostable

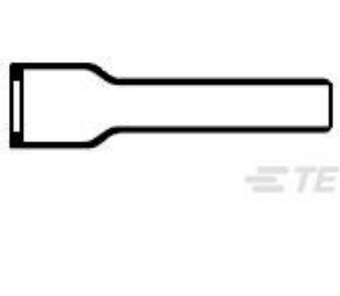

TE Part # 872095-000
202D221-25/86-0



TE Part # 8-1625984-1
Power Resistors: Aluminum Housed, HSA



TE Part # 1757820-6
AMPLIMITE,ASY,RCPT,STD,109,ZN,1, CT



TE Part # 2-1879355-7
RR03 5% 51K AMMO

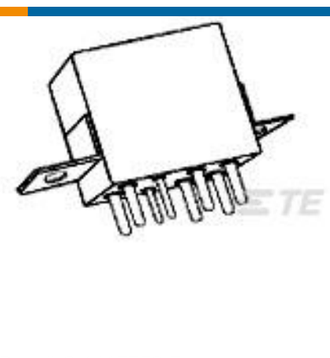

TE Part # 2-1617758-7
FCB-205-0119M=M83536/1-019M

TE Part # 6-1618400-7

Documents

Product Drawings

40 MODII HDR SRST UNSHRD STKG

English

CAD Files

3D PDF

3D

Customer View Model

ENG_CVM_CVM_4-146455-0_B.2d_dxf.zip

English

Customer View Model

ENG_CVM_CVM_4-146455-0_B.3d_igs.zip

English

Customer View Model

ENG_CVM_CVM_4-146455-0_B.3d_stp.zip

English

By downloading the CAD file I accept and agree to the Terms and Conditionsof use.

Datasheets & Catalog Pages

AMPMODU Interconnetion System

AMPMODU Interconnetion System

English