

Dimensions shown are IEC/ANSI standards

### Key Features

- Industry Highest Cell Capacity & High Energy
- High voltage response, stable during most of the lifetime of the application
- Reliable Performance
- Wide operating temperature range (- 20°C / + 75°C)
- Low self-discharge with long operating life (<1% after 1 year of storage at + 20 °C)
- Excellent resistance to corrosion
- Designed to meet all major quality, safety and environment standards:
  - Safety: IEC 60086-4
  - Transport: UN 38.3
  - RoHS and REACH compliance
  - Quality: ISO 9001, Duracell World Class Continuous Program

### Electrical characteristics

- |  |           |
|--|-----------|
| ▪ Nominal capacity (100 Ohm Cont., 2V cut-off) | 1550 mAh  |
| ▪ Typical Voltage (at + 20 °C)                 | 3.2-3.3 V |
| ▪ Standard Continuous Discharge Current        | 20 mA     |
| ▪ Maximum Continuous Discharge Current         | 60 mA     |
| ▪ Maximum Abnormal Charge Current              | 25 mA     |
| ▪ Nominal Energy                               | 4.65 Wh   |
| ▪ AC Impedance @ 1kHz                          | 250 mOhm  |

### Physical characteristics

- |                    |                   |
|--------------------|-------------------|
| ▪ Typical weight   | 17.0 g (0.60 oz.) |
| ▪ Li metal content | approx. 0.56g     |

### Operating & Storage conditions

- |  |                                  |
|--|----------------------------------|
| ▪ Operating temperature range  | -20°C to 75°C<br>(-4°F to 167°F) |
| ▪ Recommended Storage (storage area should be clean, cool, dry and ventilated) | 5°C to 30°C<br>(41°F to 86°F)    |

Delivered capacity is dependent on the applied load, operating temperature and cut-off voltage. Please refer to the charts and discharge data shown for examples of the energy/service life that the battery will provide for various load conditions.

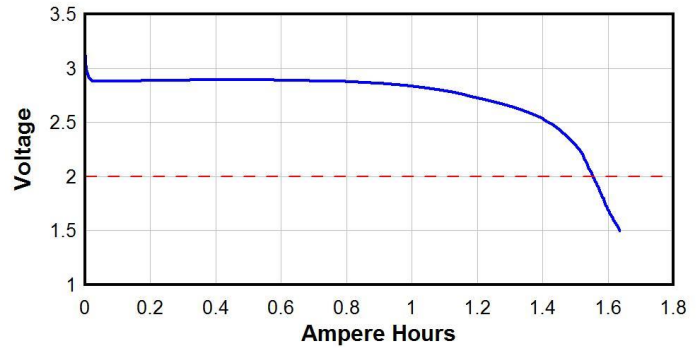


Berkshire Corporate Park  
Bethel, CT. 06801 U.S.A.  
Telephone: Toll-free 1-800-544-5454  
www.duracell.com

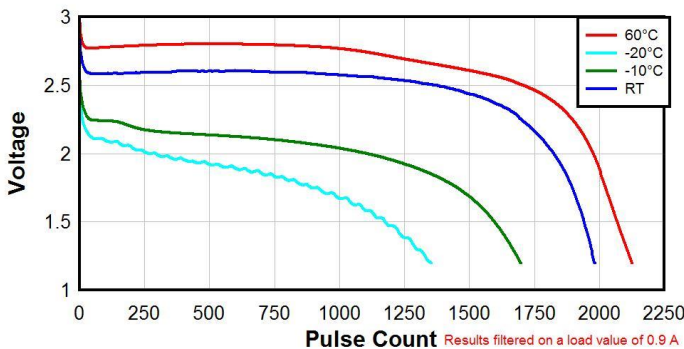
### Typical applications

- Cameras
- Security devices (sensors, monitoring cameras)
- Smoke Detectors
- Wireless Sensors
- Door locks
- Pet Training Collars
- High Intensity Flashlights
- Laser Sights

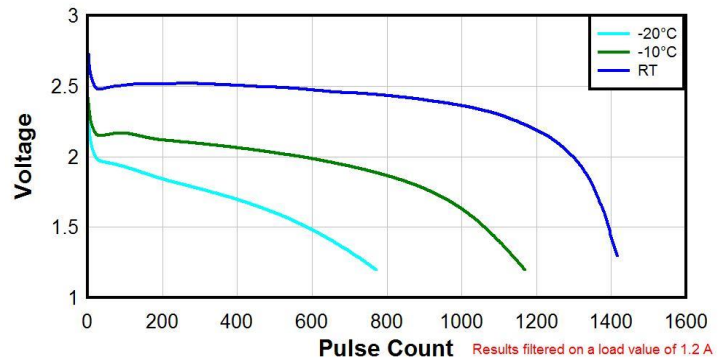
**Capacity Testing**  
100 Ohm Continuous to 2.0V



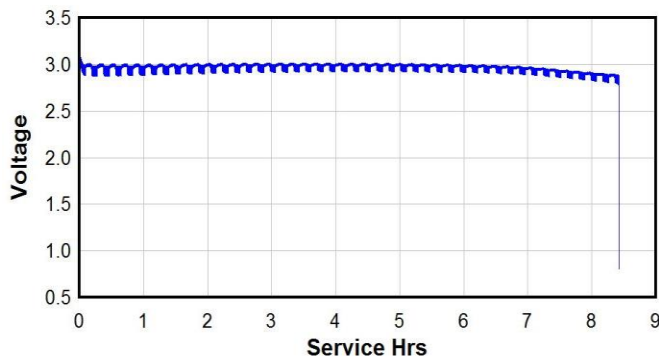
**0.9 Amp, 3 sec ON / 27 sec OFF**  
@ Various Temperatures



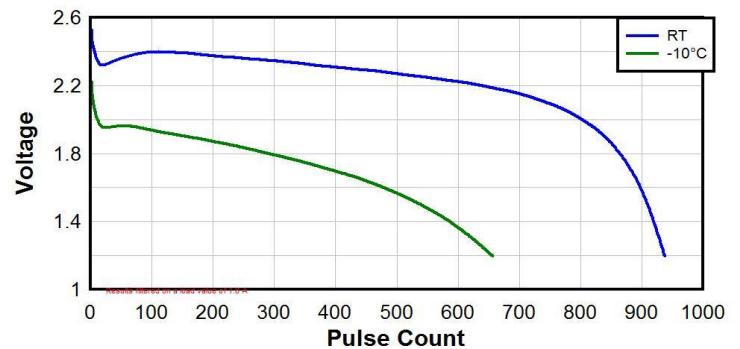
**1.2 Amp 3 sec ON / 7 sec OFF**  
@ Various Temperatures



**Pulse Testing**  
50 mA Intermittent to 1.8V



**1.8 Amp 3 sec ON / 7 sec OFF**  
@ Various Temperatures



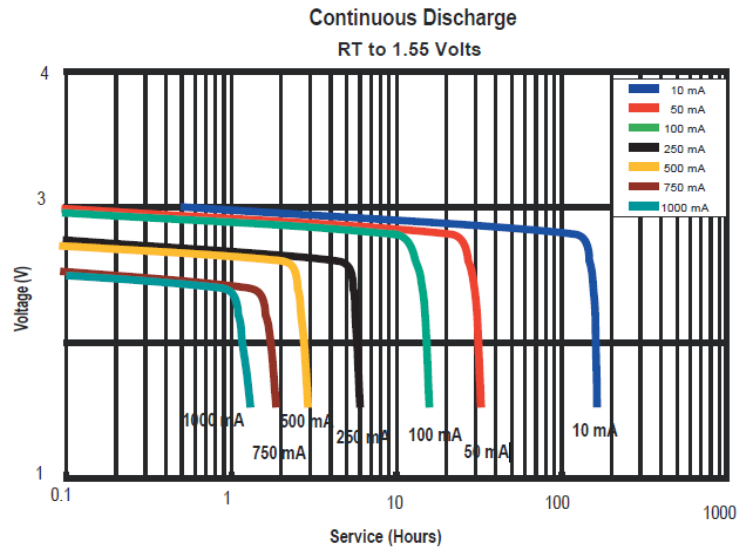
**DURACELL®**  
BATTERIES

Berkshire Corporate Park  
Bethel, CT. 06801 U.S.A.  
Telephone: Toll-free 1-800-544-5454  
www.duracell.com

Delivered capacity is dependent on the applied load, operating temperature and cut-off voltage. Please refer to the charts and discharge data shown for examples of the energy/service life that the battery will provide for various load conditions.

**60086-4 © IEC:2007 Edition 3.0**

Test	Test designation	Observation
A	Altitude	Pass
B	Thermal cycling	Pass
C	Vibration	Pass
D	Shock	Pass
E	External short circuit	Pass
F	Impact	Pass
G	Crush	Pass
H	Forced discharge	Pass
I	Abnormal charging	Pass
J	Free fall	Pass
K	Thermal Abuse	Pass



**Warning**

Fire, explosion and burn hazard  
Do not recharge, short circuit, crush, disassemble, heat above 100 °C (212 °F), incinerate, or expose contents to water