2-1986711-3 ✔ ACTIVE

Buchanan

TE Internal #: 2-1986711-3

PCB Terminal Blocks, Header, Wire-to-Board, 23 Position, .197 in [5 mm] Centerline, 2 Row, 90° Wire Entry Angle, 30 - 12 AWG Wire Size

View on TE.com >

Connectors > Terminal Blocks & Strips > PCB Terminal Blocks







Terminal Block Connector Type: **Header**

Connector System: **Wire-to-Board**

Number of Positions: **23**

Centerline (Pitch): **5 mm [.197 in]**

Number of Rows: **2**

Features

Product Type Features

Wire Protection	With
Terminal Block Connector Type	Header
Connector System	Wire-to-Board
Connector & Contact Terminates To	Printed Circuit Board

Configuration Features

Wire Entry Location	Side
Stacking Configuration	Side Stackable
Number of Positions	23
Number of Rows	2
Wire Entry Angle	90°

Electrical Characteristics

Operating Voltage	300 VAC

Body Features

Lever Color	White

Primary Product Color	Green
Product Orientation	Vertical

Contact Features

Contact Mating Area Length	3.5 mm[.138 in]
Contact Mating Area Plating Material	Tin
Contact Base Material	Copper Alloy
Contact Current Rating (Max)	16 A

Termination Features

Termination Post & Tail Length	3.5 mm[.138 in]
Termination Method to Printed Circuit Board	Through Hole - Solder
Termination Method to Wire & Cable	Push-in

Mechanical Attachment

Connector Mounting Type	Board Mount

Housing Features

Housing Material	Polyamide
Centerline (Pitch)	5 mm[.197 in]

Dimensions

Wire Size	.05 - 3 mm^2

Usage Conditions

Operating Temperature Range	-40 - 110 °C[-40 - 230 °F]

Operation/Application

Circuit Application	Power & Signal

Packaging Features

Packaging Quantity	25

Product Compliance

For compliance documentation, visit the product page on TE.com>

EU RoHS Directive 2011/65/EU	Compliant
EU ELV Directive 2000/53/EC	Compliant
China RoHS 2 Directive MIIT Order No 32, 2016	No Restricted Materials Above Threshold
EU REACH Regulation (EC) No. 1907/2006	Current ECHA Candidate List: JAN 2024 (240)

	Candidate List Declared Against: JAN 2024 (240) Does not contain REACH SVHC
Halogen Content	Low Halogen - Br, Cl, F, I < 900 ppm per homogenous material. Also BFR/CFR/PVC Free
Solder Process Capability	Wave solder capable to 265°C

Product Compliance Disclaimer

This information is provided based on reasonable inquiry of our suppliers and represents our current actual knowledge based on the information they provided. This information is subject to change. The part numbers that TE has identified as EU RoHS compliant have a maximum concentration of 0.1% by weight in homogenous materials for lead, hexavalent chromium, mercury, PBB, PBDE, DBP, BBP, DEHP, DIBP, and 0.01% for cadmium, or qualify for an exemption to these limits as defined in the Annexes of Directive 2011/65/EU (RoHS2). Finished electrical and electronic equipment products will be CE marked as required by Directive 2011/65/EU. Components may not be CE marked. Additionally, the part numbers that TE has identified as EU ELV compliant have a maximum concentration of 0.1% by weight in homogenous materials for lead, hexavalent chromium, and mercury, and 0.01% for cadmium, or qualify for an exemption to these limits as defined in the Annexes of Directive 2000/53/EC (ELV). Regarding the REACH Regulation, the information TE provides on SVHC in articles for this part number is based on the latest European Chemicals Agency (ECHA) 'Guidance on requirements for substances in articles' posted at this URL: https://echa.europa.eu/guidance-documents/guidance-on-reach

Compatible Parts



TE Part # 2-1986712-3
SCREWLESS, SW,23P,5.08 PCB

Customers Also Bought



TE Part # 206070-8
CABLE CLAMP KIT #17



TE Part # DT04-2P
REC, 2P, GRY, N



TE Part # W2S
Wedgelocks: DEUTSCH DT



TE Part # 0460-202-16141
DEUTSCH Solid Contacts



TE Part # 282104-1

AMP SUPERSEAL 1.5MM, CONNECTOR HOUSING



TE Part # DT06-2S

PLG, 2P, GRY, N

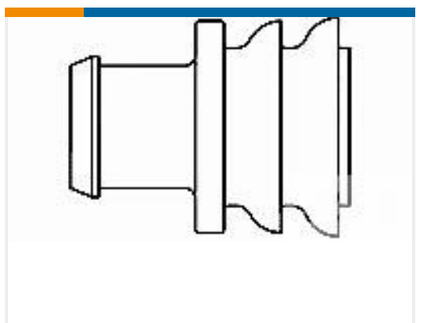

TE Part # 281934-2

SINGLE WIRE SEAL

Documents

Product Drawings

SCREWLESS, SW,23P,5.0 PCB

English

CAD Files

3D PDF

3D

Customer View Model

ENG_CVM_CVM_2-1986711-3_C.2d_dxf.zip

English

Customer View Model

ENG_CVM_CVM_2-1986711-3_C.3d_igs.zip

English

Customer View Model

ENG_CVM_CVM_2-1986711-3_C.3d_stp.zip

English

By downloading the CAD file I accept and agree to the Terms and Conditionsof use.

Agency Approvals

VDE Certificate

English