# 4-1416200-6 ✔ ACTIVE

SCHRACK | SCHRACK Low Power PCB Relays

TE Internal #: 4-1416200-6

Power Relays, Standard, Monostable, 254 mW Coil Power Rating DC, 2270 Ω Coil Resistance, UL Coil Insulation Class F, SCHRACK Low Power PCB Relays

View on TE.com >

Relays & Contactors > Relays > Power Relays



Relay Type: **Standard**

Coil Magnetic System: **Monostable**

Coil Power Rating DC: **254 mW**

Coil Resistance: **2270 Ω**

Coil Special Features: **UL Coil Insulation Class F**

## Features

### Product Type Features

| | |
|---|---|
| Relay Type | Standard |

### Configuration Features

| | |
|---|---|
| Coil Special Features | UL Coil Insulation Class F |
| Contact Arrangement | 1 Form C (CO) |
| Contact Number of Poles | 1 |

### Electrical Characteristics

| | |
|---|---|
| Insulation Initial Dielectric Between Contacts & Coil | 1000 V |
| Contact Limiting Making Current | 10 A |
| Contact Limiting Short-Time Current | 10 A |
| Contact Limiting Continuous Current | 10 A |
| Contact Limiting Breaking Current | 10 A |
| Coil Power Rating DC | 254 mW |
| Coil Resistance | 2270 Ω |
| Coil Voltage Rating | 24 VDC |
| Contact Current Rating | 8 A |
| Contact Switching Load (Min) | 100mA @ 12V |
| Contact Switching Voltage (Max) | 400 VAC |
| Contact Voltage Rating | 250 VAC |

## Body Features

| | |
|---|---|
| Product Weight | 9.4 g[.388 oz] |

## Contact Features

| | |
|---|---|
| Contact Material | AgSnO2 |

## Termination Features

| | |
|---|---|
| Relay Connection Type | PCB Termination |
| Terminal Configuration | Solder Pins |

## Mechanical Attachment

| | |
|---|---|
| Product Mount Type | Printed Circuit Board |

## Dimensions

| | |
|---|---|
| Insulation Creepage Between Contact & Coil | 8 mm[.315 in] |
| Product Width | 10 mm[.393 in] |
| Product Length | 30 mm[1.18 in] |
| Product Height | 15 mm[.59 in] |

## Usage Conditions

| | |
|---|---|
| Environmental Ambient Temperature (Max) | 85 °C[185 °F] |

## Operation/Application

| | |
|---|---|
| Actuating System | DC |
| Solder Process | Wave Solder |
| Coil Magnetic System | Monostable |

## Packaging Features

| | |
|---|---|
| Packaging Method | Tube |

## Other

| | |
|---|---|
| Length Class (Mechanical) | 25 - 30 mm |
| Insulation Initial Dielectric Between Coil & Contact Class | 3500 - 4000 V |
| Environmental Ambient Temperature Class | 70 - 85 °C |
| Insulation Creepage Class | 5.5 - 8 mm |
| Coil Power Rating Class | 200 - 300 mW |
| Width Class (Mechanical) | 8 - 10 mm |
| Contact Current Class | 16 A |

# Product Compliance

For compliance documentation, visit the product page on TE.com>

| | |
|---|---|
| EU RoHS Directive 2011/65/EU | Compliant |
| EU ELV Directive 2000/53/EC | Compliant |
| China RoHS 2 Directive MIIT Order No 32, 2016 | No Restricted Materials Above Threshold |
| EU REACH Regulation (EC) No. 1907/2006 | Current ECHA Candidate List: JAN 2024 (240)<br>Candidate List Declared Against: JAN 2024 (240)<br>Does not contain REACH SVHC |
| Halogen Content | Not Low Halogen - contains Br or Cl > 900 ppm. |
| Solder Process Capability | Wave solder capable to 260°C |

Product Compliance Disclaimer

This information is provided based on reasonable inquiry of our suppliers and represents our current actual knowledge based on the information they provided. This information is subject to change. The part numbers that TE has identified as EU RoHS compliant have a maximum concentration of 0.1% by weight in homogenous materials for lead, hexavalent chromium, mercury, PBB, PBDE, DBP, BBP, DEHP, DIBP, and 0.01% for cadmium, or qualify for an exemption to these limits as defined in the Annexes of Directive 2011/65/EU (RoHS2). Finished electrical and electronic equipment products will be CE marked as required by Directive 2011/65/EU. Components may not be CE marked. Additionally, the part numbers that TE has identified as EU ELV compliant have a maximum concentration of 0.1% by weight in homogenous materials for lead, hexavalent chromium, and mercury, and 0.01% for cadmium, or qualify for an exemption to these limits as defined in the Annexes of Directive 2000/53/EC (ELV). Regarding the REACH Regulation, the information TE provides on SVHC in articles for this part number is based on the latest European Chemicals Agency (ECHA) 'Guidance on requirements for substances in articles' posted at this URL: https://echa.europa.eu/guidance-documents/guidance-on-reach

## Compatible Parts



TE Part # 4-1416200-9
V23061D2005A301



TE Part # 7-1416200-7
V23061-D1005-A301

## Also in the Series | SCHRACK Low Power PCB Relays



Power Relays(20)

## Customers Also Bought



TE Part # 640456-5
05P MTA100 HDR ASSY F/L SQ STR



TE Part # 2-1393240-4
RT33K024



TE Part # 1734101-8
Champ050 series,80pos,Au over PdNi



TE Part # 1571999-4
ADP02STR04=PIANO DIP SWITCH



TE Part # 5-147323-9
10 MTE HDR SRRA SMT.100CL



TE Part # 5-2271085-4
SCSI .050 REC ASS'Y 50P PB-FRE



TE Part # 1-1623822-8
ER17 SPC 680R 5% AMMO



TE Part # 2232261-2
1394_A RECEPTACLE UP RIGHT RA THRU HOLE

TE Part # 40-A083-000-000
940 INSULATION INSERT

TE Part # N2-0111-000-000
623 CODING SLEEVE

## Documents

### CAD Files

3D PDF

3D

Customer View Model

ENG_CVM_CVM_4-1416200-6_A.2d_dxf.zip

English

Customer View Model

ENG_CVM_CVM_4-1416200-6_A.3d_igs.zip

English

## Customer View Model

ENG_CVM_CVM_4-1416200-6_A.3d_stp.zip

English

By downloading the CAD file I accept and agree to the Terms and Conditionsof use.

## Datasheets & Catalog Pages

Miniature Power PCB Relay MSR

English

## Product Specifications

Definitions General Purpose Relays

English

## Agency Approvals

VDE Certificate

English