1-929089-1 ✔ ACTIVE

MQS

TE Internal #: 1-929089-1

Housing for Female Terminals, Wire-to-Wire / Wire-to-Board, 3 Position, .1 in [2.54 mm] Centerline, Black, Wire & Cable, Signal

View on TE.com >

Connectors > Automotive Connectors > Automotive Housings







Connector System: **Wire-to-Board, Wire-to-Wire**

Number of Positions: **3**

Connector & Housing Type: **Housing for Female Terminals**

Centerline (Pitch): **2.54 mm [.1 in]**

Sealable: **No**

Features

Product Type Features

Mixed & Hybrid Connector	No
Connector Shape	Rectangular
Connector System	Wire-to-Board, Wire-to-Wire
Connector & Housing Type	Housing for Female Terminals
Sealable	No
Connector & Contact Terminates To	Wire & Cable
Primary Locking Feature	Integrated in Housing

Configuration Features

Number of Positions	3
Number of Rows	1

Electrical Characteristics

Nominal Voltage Architecture	12 V

Body Features

Cable Exit Angle	180°

Primary Product Color	Black
Connector & Keying Code	A

Contact Features

Contact Size	.63mm
Contact Type	Socket
Mating Tab Width	.63 mm[.025 in]
Contact Current Rating (Max)	7.5 A

Mechanical Attachment

Mating Alignment Type	Keyed
Mating Alignment	With
Connector Mounting Type	Cable Mount (Free-Hanging)

Housing Features

Centerline (Pitch)	2.54 mm[.1 in]

Usage Conditions

Operating Temperature (Max)	120 °C[248 °F]
Operating Temperature Range	-40 – 120 °C[-40 – 248 °F]

Operation/Application

Circuit Application	Signal

Packaging Features

Packaging Quantity	5000
Packaging Method	Carton

Other

Connector Position Assurance Capable	No

Product Compliance

For compliance documentation, visit the product page on TE.com>

EU RoHS Directive 2011/65/EU	Compliant
EU ELV Directive 2000/53/EC	Compliant
China RoHS 2 Directive MIIT Order No 32, 2016	No Restricted Materials Above Threshold
EU REACH Regulation (EC) No. 1907/2006	Current ECHA Candidate List: JAN 2024 (240) Candidate List Declared Against: JAN 2024 (240)

	Does not contain REACH SVHC
Halogen Content	Low Halogen - Br, Cl, F, I < 900 ppm per homogenous material. Also BFR/CFR/PVC Free
Solder Process Capability	Not applicable for solder process capability

Product Compliance Disclaimer

This information is provided based on reasonable inquiry of our suppliers and represents our current actual knowledge based on the information they provided. This information is subject to change. The part numbers that TE has identified as EU RoHS compliant have a maximum concentration of 0.1% by weight in homogenous materials for lead, hexavalent chromium, mercury, PBB, PBDE, DBP, BBP, DEHP, DIBP, and 0.01% for cadmium, or qualify for an exemption to these limits as defined in the Annexes of Directive 2011/65/EU (RoHS2). Finished electrical and electronic equipment products will be CE marked as required by Directive 2011/65/EU. Components may not be CE marked. Additionally, the part numbers that TE has identified as EU ELV compliant have a maximum concentration of 0.1% by weight in homogenous materials for lead, hexavalent chromium, and mercury, and 0.01% for cadmium, or qualify for an exemption to these limits as defined in the Annexes of Directive 2000/53/EC (ELV). Regarding the REACH Regulation, the information TE provides on SVHC in articles for this part number is based on the latest European Chemicals Agency (ECHA) 'Guidance on requirements for substances in articles' posted at this URL: https://echa.europa.eu/guidance-documents/guidance-on-reach

Compatible Parts

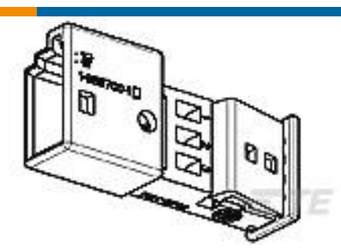

TE Part # 1-968700-1
3POS MQS TAB COD A



TE Part # CAT-SIGH262
Signal Header

Customers Also Bought



TE Part #487526-3
2.54mm FFC Connectors Receptacle Housing



TE Part #2-487406-4
FFC,RCPT CONTACT,STD PRESSURE



TE Part #487545-1
004 HOUSING FFC RCPT 050CL SR

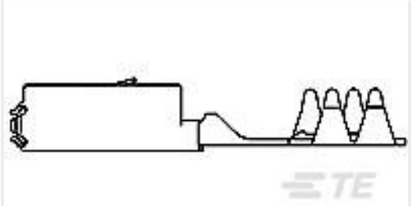

TE Part #968987-1
MQS0,63 Sn rec LL unseal. FFC



TE Part #2177610-1
TAB1.2X0.6,TERMINAL,SWS,CB



TE Part #2324808-2
2POS,MCON 1.2,REC HSG ASSY,SLD, COD B



TE Part #2327042-2
2POS,MCON 1.2,TAB HSG ASSY,SLD, COD B



TE Part #234465-E
SRCP 1,27 10 F 1 I2426 137 E1 162 1,07 T

Documents

Product Drawings

3POS MQS FFC REC COD A

English

CAD Files

3D PDF

3D

Customer View Model

ENG_CVM_CVM_1-929089-1_B.2d_dxf.zip

English

Customer View Model

ENG_CVM_CVM_1-929089-1_B.3d_igs.zip

English

Customer View Model

ENG_CVM_CVM_1-929089-1_B.3d_stp.zip

English

By downloading the CAD file I accept and agree to the Terms and Conditions of use.

Product Specifications

Application Specification

English