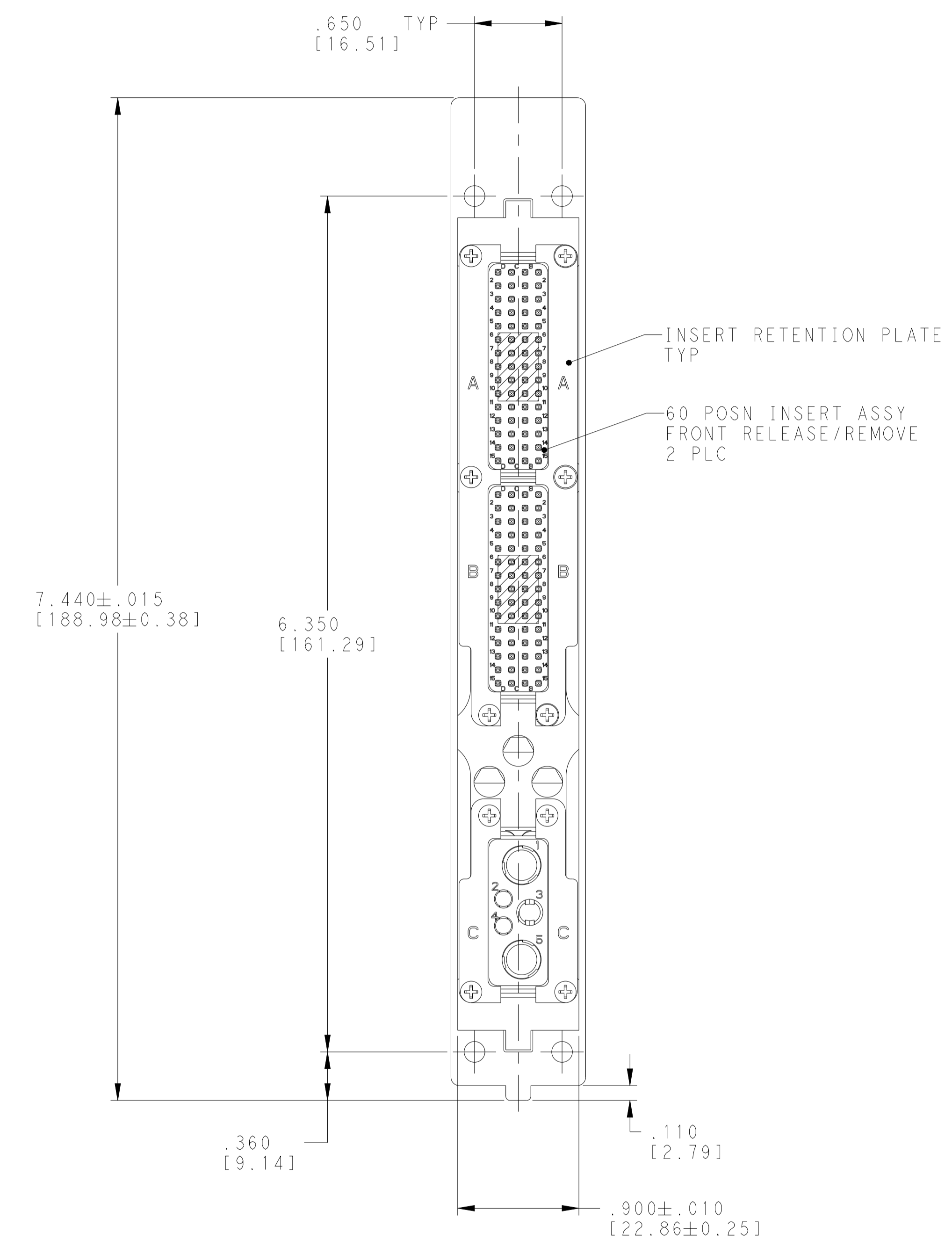
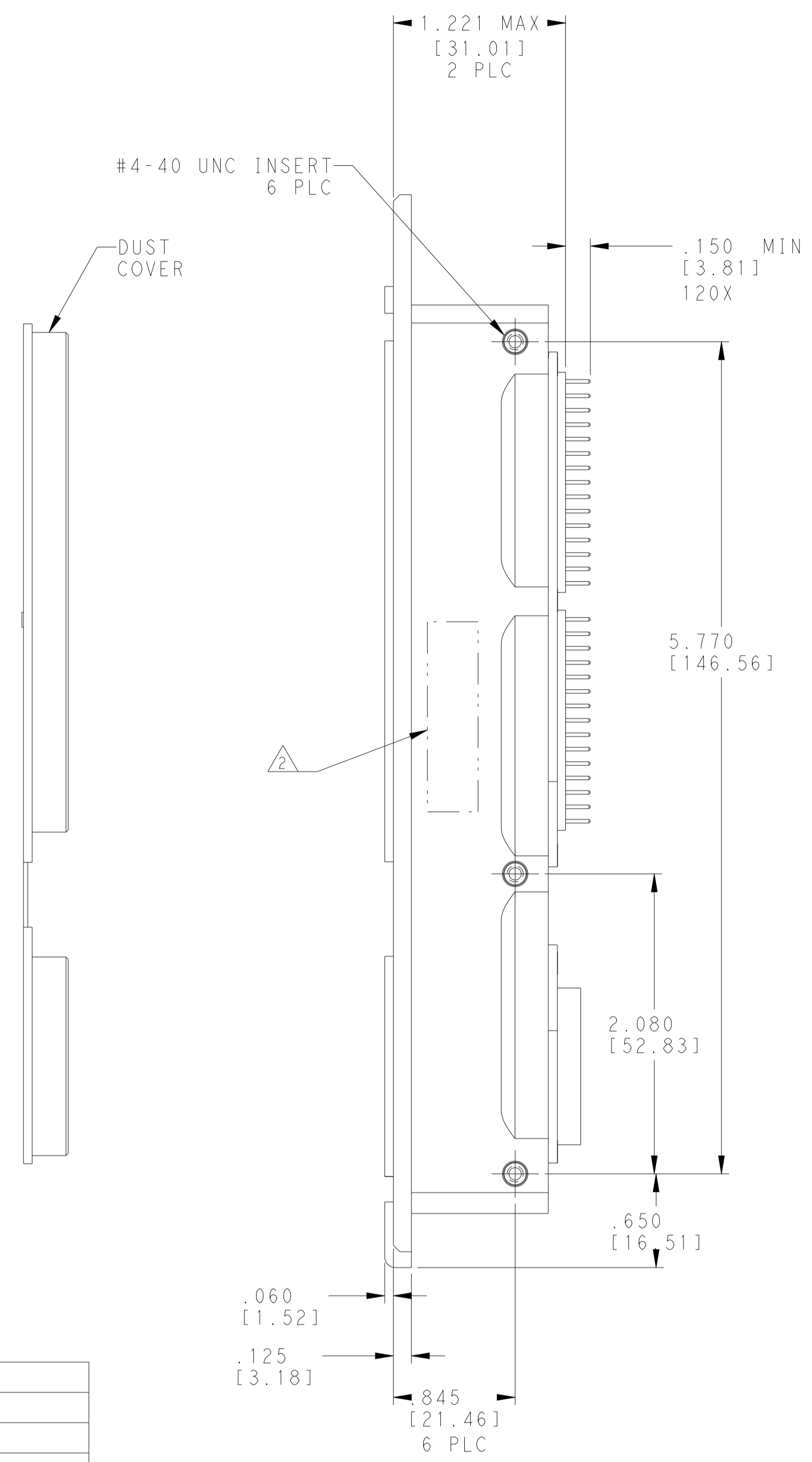
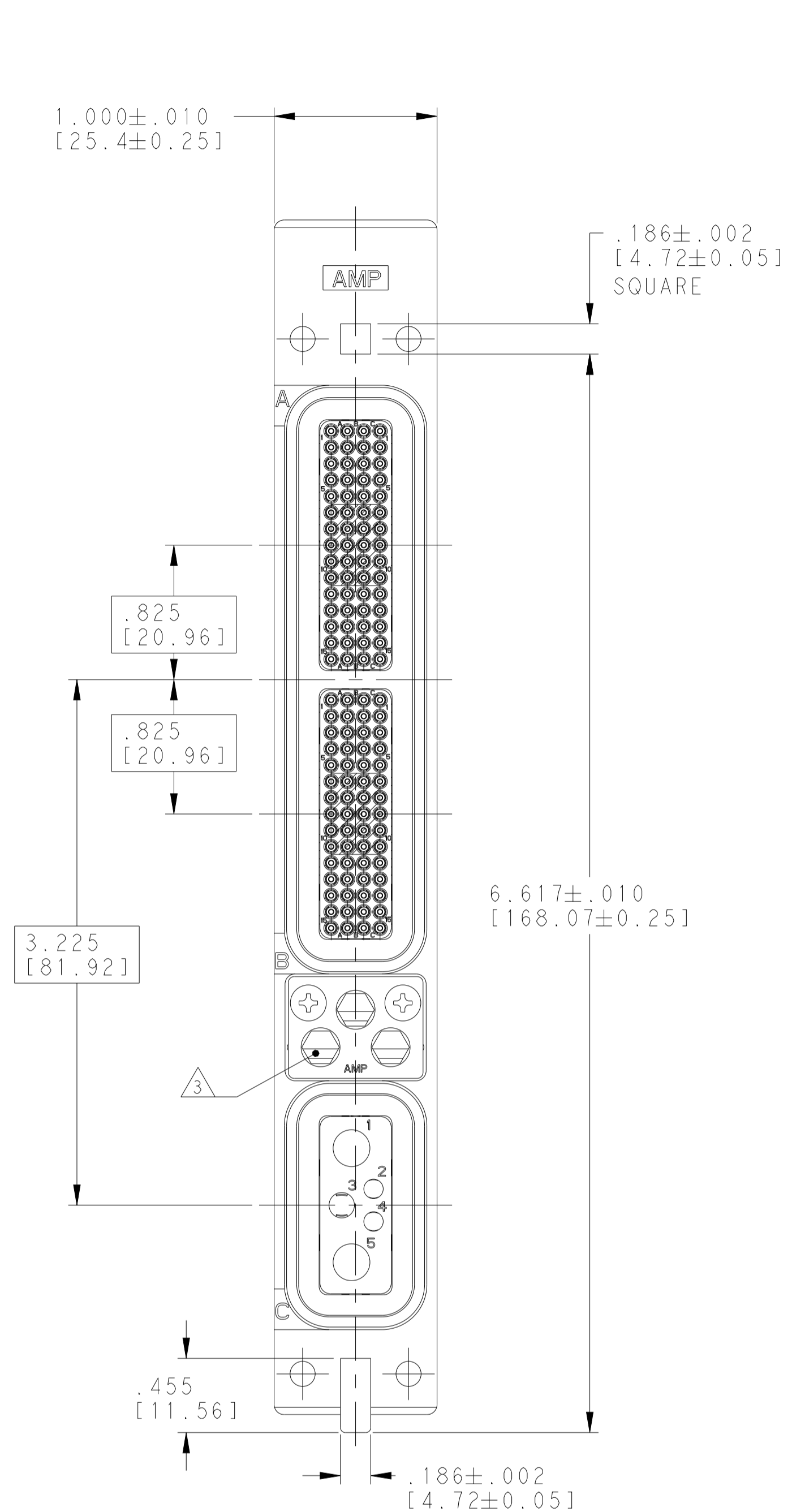


LOC		DIST		REVISIONS			
P	LTN	DESCRIPTION	DATE	DWN	APVD		
A		RELEASED	10-12-15	CT	MS		
B		REV PER ECN-22-163079	08JUL2022	JAB	RL		



JURISDICTION	EAR
CLASSIFICATION	EAR99
DATE OF MARKING	08JUL2022
THIS DOCUMENT CONTAINS CONTROLLED TECHNICAL DATA SUBJECT TO THE EXPORT ADMINISTRATION REGULATIONS (EAR). VIOLATIONS OF THESE EXPORT LAWS AND REGULATIONS ARE SUBJECT TO CIVIL AND CRIMINAL PENALTIES.	

COMPONENT	MATERIAL	FINISH
60 POSITION INSERT 2 PLC	THERMOPLASTIC	--
5C2 INSERT	THERMOPLASTIC	--
POLARIZATION KEYWAY	ZINC ALLOY PER ASTM-B-86	--
KEYWAY RETAINER PLATE	ALUMINUM ALLOY	BLUE ANODIZED PER MIL-A-8625
SHELL	ALUMINUM ALLOY PER ASTM-B-85	CHROMATE CONVERSION PER MIL-DTL-5541 TYPE I, CLASS 1A
RETENTION PLATES	ALUMINUM ALLOY PER ASTM-B-209	

NIC66E11FA01FE0	MODULE A SZ 22 POSTED SOCKET CONTACT, TE P/N 211431-2 (QTY = 60) (INSTALLED) MODULE B SZ 22 POSTED SOCKET CONTACT, TE P/N 211431-2 (QTY = 60) (INSTALLED) MODULE C SZ 16 CRIMP PIN CONTACT, TE P/N 208268-3 (QTY = 2) (NOT INSTALLED) SZ 12 CRIMP PIN CONTACT, TE P/N 208271-3 (QTY = 1) (NOT INSTALLED) SZ 5 NOT SUPPLIED	"01"	2296756-1
TE DESCRIPTIVE PART NUMBER	CONTACTS INCLUDED	KEYING POSITION	PART NUMBER

- CONNECTOR DIMENSIONS ARE PER ARINC 600 SPECIFICATIONS.
- TE PART NO. & DATE CODE MARKED IN THIS AREA.
- KEYING INSTALLED IN POSITION "01" AS SHOWN.
- DUST COVER INSTALLED FOR SHIPPING.

THIS DRAWING IS A CONTROLLED DOCUMENT. DIMENSIONING AND TOLERANCING PER ASME Y14.5M-2009.

DIMENSIONS: INCHES [mm]	TOLERANCES UNLESS OTHERWISE SPECIFIED: 0 PLC ± 1 PLC ± 2 PLC ± 3 PLC ±.005 (0.13) 4 PLC ± ANGLES ± FINISH SEE TABLE	DWN C.C. THOMAS 10-12-15 CHK M. SPICER 10-12-15 APVD M. SPICER 10-12-15 PRODUCT SPEC APPLICATION SPEC WEIGHT Customer Drawing	NAME RCPT ASSY, SZ 1, ARINC 600 (60/60/5C2) SIZE CAGE CODE DRAWING NO RESTRICTED TO A1 00779 C=2296756 SCALE 3:2 SHEET 1 OF 1 REV B
----------------------------	--	---	--

STE TE Connectivity