

# FA MCR-D-TUI-UI-2REL-UP - Digital display



2907064

<https://www.phoenixcontact.com/us/products/2907064>

Please be informed that the data shown in this PDF document is generated from our online catalog. Please find the complete data in the user documentation. Our general terms of use for downloads are valid.

Process indicator, multifunctional, in control panel component housing for monitoring and displaying analog measurement data. Universal inputs enable the connection of current, voltage, RTDs, and TCs. 2 relay change-over contact outputs and 1 analog output..



## Product description

Multifunctional process indicator inside the control panel housing for monitoring and displaying analog measurement data. Dual-conductor sensors can be powered with the integrated measuring transducer supply. Universal inputs permit connection of current, voltage, RTDs, and TCs. Limit values can be monitored and relays can be switched. The analog output allows you to transmit process signals. A color change in the event of a fault supports the detection of alarm conditions. 5-digit, 7-segment LC display, with backlight, 1 universal input, 2 relays, min./max. value memory, linearization table, digital status output (open collector)

## Commercial data

Item number	2907064
Packing unit	1 pc
Minimum order quantity	1 pc
Sales key	C401
Product key	CK1312
Catalog page	Page 182 (C-5-2019)
GTIN	4055626204666
Weight per piece (including packing)	560.5 g
Weight per piece (excluding packing)	539.8 g
Customs tariff number	90303370
Country of origin	DE

2907064

<https://www.phoenixcontact.com/us/products/2907064>

## Technical data

### Product properties

Product type	Digital displays
Product family	Field Analog
Configuration	Keyboard
	Software

### Insulation characteristics

Protection class	I
------------------	---

### Insulation characteristics

Overvoltage category	II
Pollution degree	2

### System properties

#### Functionality

Configuration	Keyboard
	Software

### Electrical properties

Test voltage	2500 V
	2500 V
Test voltage output/power supply	2500 V
Test voltage input/output	500 V
Test voltage input/power supply	2.5 kV
	2500 V
Maximum transmission error	± 0.05 % (of the measuring range)

### Electrical isolation Input/output/power supply

Electrical isolation	375 V
----------------------	-------

### Supply

Supply voltage range	24 V AC/DC ... 230 V AC/DC (-20 % ... +10 %, 50 Hz ... 60 Hz)
Max. current consumption	30 mA
Power consumption	≤ 6.9 W

### Input data

#### Signal: Current

Description of the input	Universal input
Number of inputs	1
Input signal	Current
Current input signal	0 mA ... 20 mA +10 %
	4 mA ... 20 mA +10 %

# FA MCR-D-TUI-UI-2REL-UP - Digital display



2907064

<https://www.phoenixcontact.com/us/products/2907064>

Max. current input signal	< 150 mA
Available input sources	Current
Input resistance current input	10 $\Omega$
Transmitter supply voltage	> 16 V (22 mA)
Transmitter supply voltage range	22.8 V ... 27.6 V (No-load)
Transmitter supply current	< 30 mA (Short-circuit and overload protection)
D/A converter resolution	16 bit

## Signal: Voltage

Description of the input	Universal input
Input signal	Voltage
Voltage input signal	0 V ... 10 V
	2 V ... 10 V
	0 V ... 5 V
	0 V ... 1 V
	1 V ... 5 V
	-1 V ... 1 V
	-10 V ... 10 V
	-30 V ... 30 V
	-100 mV ... 100 mV
Max. voltage input signal	$\pm 35$ V ( $\geq 1$ V)
	$\pm 12$ V ( $< 1$ V)
Available input sources	Voltage
Input resistance of voltage input	> 1 M $\Omega$

## Signal: Resistance

Description of the input	Universal input
Input signal	Resistor
Available input sources	Resistance: 30 $\Omega$ ... 3000 $\Omega$

## Measurement

Description of the input	Universal input
Configurable/programmable	Yes
Sensor types (RTD) that can be used	Pt, Ni, Cu sensors
Available input sources	Resistance thermometers
Temperature measuring range	-200 $^{\circ}$ C ... 1100 $^{\circ}$ C (Range depends on sensor type, adjustable)
Connection technology	2-, 3-, 4-conductor
Measuring rate	200 ms

## Measurement

Description of the input	Universal input
Configurable/programmable	Yes
Sensor types that can be used (TC)	J, K, T, N, B, S, R, U, L, C, D
Available input sources	Thermocouples
Temperature measuring range	-200 $^{\circ}$ C ... 2495 $^{\circ}$ C (Range depends on sensor type, adjustable)
Measuring rate	200 ms

2907064

<https://www.phoenixcontact.com/us/products/2907064>

## Output data

### Switching: Relay

Contact switching type	2 changeover contacts
Minimum switching voltage	12 V
Maximum switching voltage	30 V DC (3 A) 230 V AC (3 A)
Min. switching current	10 mA
Max. switching current	3 A

### Switching: Transistor

Output description	Open collector output
Number of outputs	1
Contact switching type	Transistor
Maximum switching voltage	28 V
Max. switching current	200 mA

### Signal: Current

Number of outputs	1
Configurable/programmable	Yes
Current output signal	0 mA ... 20 mA 4 mA ... 20 mA
Max. current output signal	< 22 mA
Load/output load current output	≤ 500 Ω (22 mA)
Ripple	< 10 mV <sub>PP</sub> (500 Ω)
D/A converter resolution	13 bit
Number of positions displayed	5
Display	7-segment LC display, with backlight, dot matrix for text/bar graph
Temperature coefficient, typical	0.01 %/K

### Signal: Voltage

Voltage output signal	0 V ... 10 V 2 V ... 10 V 0 V ... 5 V 1 V ... 5 V
Max. voltage output signal	< 11 V
Non-load voltage	24 V DC (+15 %/-5 %)
Short-circuit current	< 25 mA
Ripple	< 10 mV <sub>PP</sub> (1000 Ω)
D/A converter resolution	13 bit
Temperature coefficient, typical	0.01 %/K

## Connection data

Input, Output, Status

# FA MCR-D-TUI-UI-2REL-UP - Digital display



2907064

<https://www.phoenixcontact.com/us/products/2907064>

Connection method	Push-in connection
Stripping length	10 mm
Conductor cross section rigid	0.14 mm <sup>2</sup> ... 1.5 mm <sup>2</sup>
Conductor cross section flexible	0.14 mm <sup>2</sup> ... 1.5 mm <sup>2</sup>
Conductor cross section AWG	26 ... 16

## Relay, power supply

Connection method	Screw connection
Stripping length	10 mm
Conductor cross section rigid	0.2 mm <sup>2</sup> ... 2.5 mm <sup>2</sup>
Conductor cross section flexible	0.2 mm <sup>2</sup> ... 2.5 mm <sup>2</sup>
Conductor cross section AWG	24 ... 14
Tightening torque	0.4 Nm ... 0.4 Nm

## Interfaces

### Data: T-PORT

Connection method	4-pos. socket
-------------------	---------------

### Data: USB

Serial transmission speed	38400 baud
---------------------------	------------

## Signaling

Status display	LED red
----------------	---------

## Dimensions

Width	96 mm
Height	48 mm
Depth	151.8 mm

## Material specifications

Color	light grey (RAL 7035)
Housing material	PC-GF10

## Environmental and real-life conditions

### Ambient conditions

Degree of protection	IP65 (Front)
Ambient temperature (operation)	-20 °C ... 60 °C
Ambient temperature (storage/transport)	-40 °C ... 85 °C
Altitude	< 2000 m (Above sea level)
Climatic class	according to IEC 60654-1, class B2
Permissible humidity (operation)	Front: condensation permitted
	Device body: no condensation

## Approvals

# FA MCR-D-TUI-UI-2REL-UP - Digital display



2907064

<https://www.phoenixcontact.com/us/products/2907064>

## CE

Certificate	CE-compliant
-------------	--------------

## UL, USA/Canada

Identification	UL 61010 Recognized
----------------	---------------------

## CSA

Identification	CSA GP
----------------	--------

## Shipbuilding approval

Certificate	DNV GL TAA000029G
-------------	-------------------

## DNV GL data

Temperature	B
Humidity	B
Vibration	A
EMC	B
Enclosure	B (front) / A (rear)

## EMC data

Noise immunity	IEC 61326 / NAMUR NE 21
Noise emission	IEC 61326, class A

## Mounting

Mounting type	DIN rail mounting
	Panel mount
Mounting position	Max. viewing angle range +/- 45° from the centre line of the display in every direction

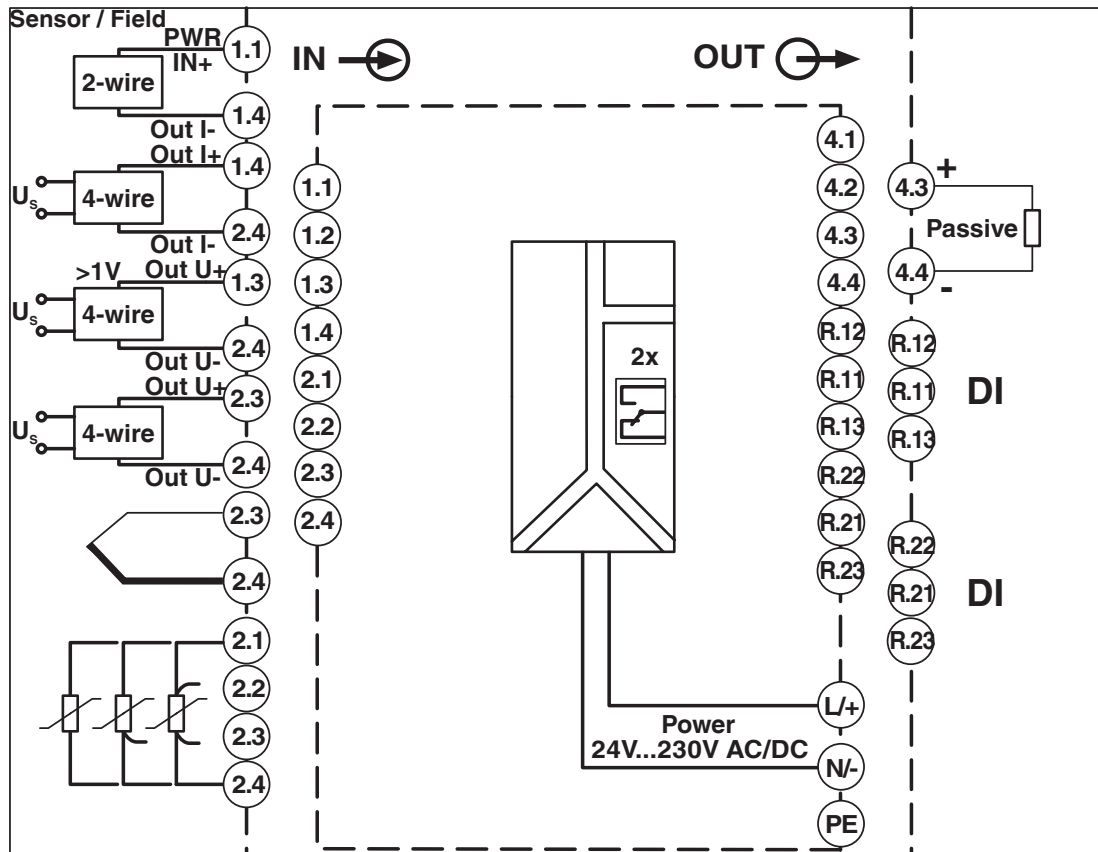
# FA MCR-D-TUI-UI-2REL-UP - Digital display

2907064

<https://www.phoenixcontact.com/us/products/2907064>

## Drawings

Block diagram



Block diagram FA-MCR-D-TUI-UI-2REL-UP


2907064


<https://www.phoenixcontact.com/us/products/2907064>


## Approvals


To download certificates, visit the product detail page: <https://www.phoenixcontact.com/us/products/2907064>

 **CSA**  
Approval ID: 2879105

 **cUL Recognized**  
Approval ID: FILE E 198586

 **UL Recognized**  
Approval ID: FILE E 198586

 **EAC**  
Approval ID: RU\*DE.\*08.B.01861/19

 **DNV GL**  
Approval ID: TAA000029G

**cULus Recognized**



# FA MCR-D-TUI-UI-2REL-UP - Digital display



2907064

<https://www.phoenixcontact.com/us/products/2907064>

## Classifications

### ECLASS

ECLASS-11.0	27210301
ECLASS-12.0	27210301
ECLASS-13.0	27210301

### ETIM

ETIM 9.0	EC011349
----------	----------

### UNSPSC

UNSPSC 21.0	39121000
-------------	----------

2907064

<https://www.phoenixcontact.com/us/products/2907064>

## Environmental product compliance

### EU RoHS

Fulfills EU RoHS substance requirements	Yes
Exemption	7(c)-I

### China RoHS

Environment friendly use period (EFUP)	EFUP-E
	No hazardous substances above the limits

### EU REACH SVHC

REACH candidate substance (CAS No.)	No substance above 0.1 wt%
-------------------------------------	----------------------------

# FA MCR-D-TUI-UI-2REL-UP - Digital display



2907064

<https://www.phoenixcontact.com/us/products/2907064>

## Accessories

### MCR-PAC-T-USB - Programming adapter

2309000

<https://www.phoenixcontact.com/us/products/2309000>

Programming adapter with USB and T port interface, 2.4 m for programming FA MCR-..., MCR-...-LP-..., and MCR-...-HT-... modules



### FA MCR-D-RM - DIN rail mounting frame

1032996

<https://www.phoenixcontact.com/us/products/1032996>



The DIN rail mounting frame can be used to mount a display on a DIN rail, e.g., in the control cabinet. The DIN rail mounting frame can be used with the following digital displays: FA MCR-(EX)-DS-I-I-OLP, FA MCR-(EX)-D-TUI-UI-2REL-UP

Phoenix Contact 2024 © - all rights reserved

<https://www.phoenixcontact.com>

Phoenix Contact USA  
586 Fulling Mill Road  
Middletown, PA 17057, United States  
(+717) 944-1300  
[info@phoenixcon.com](mailto:info@phoenixcon.com)