5-1376492-3 ✔ ACTIVE

AMP Signal Double Lock

TE Internal #: 5-1376492-3

PCB Mount Header, Vertical, Wire-to-Board, 3 Position, 2.5 mm [.098 in] Centerline, Fully Shrouded, Tin, Through Hole - Solder, AMP Signal Double Lock

View on TE.com >

Connectors > PCB Connectors > PCB Headers & Receptacles







Connector System: **Wire-to-Board**

Number of Positions: **3**

Number of Rows: **1**

Centerline (Pitch): **2.5 mm [.098 in]**

PCB Mount Orientation: **Vertical**

Features

Product Type Features

Connector System	Wire-to-Board
Header Type	Fully Shrouded
Sealable	No
Connector & Contact Terminates To	Printed Circuit Board
PCB Connector Assembly Type	PCB Mount Header

Configuration Features

Number of Positions	3
Number of Rows	1
PCB Mount Orientation	Vertical

Electrical Characteristics

Operating Voltage	50 VAC

Body Features

Primary Product Color	Natural

Contact Features

Mating Square Post Dimension	.5 mm[.02 in]
PCB Contact Termination Area Plating Material Thickness	.8 - 1.6 µm[31.49 - 62.99 µin]
Contact Layout	Inline
Contact Underplating Material Thickness	.5 - 1.2 µm[19.68 - 47.24 µin]
Contact Mating Area Plating Material Thickness	.8 µm[31.49 µin]
PCB Contact Termination Area Plating Material Finish	Matte
Contact Shape & Form	Square
Contact Mating Area Plating Material Finish	Matte
Contact Underplating Material	Copper
PCB Contact Termination Area Plating Material	Tin
Contact Base Material	Brass
Contact Mating Area Plating Material	Tin
Contact Type	Pin
Contact Current Rating (Max)	2.5 A

Termination Features

Square Termination Post & Tail Dimension	.5 mm[.02 in]
Termination Post & Tail Length	2.8 mm, 16.8 mm[.11 in][.661 in]
Termination Method to Printed Circuit Board	Through Hole - Solder

Mechanical Attachment

Mating Alignment Type	Polarization
Mating Retention	With
Mating Retention Type	Latch
Connector Mounting Type	Board Mount
Mating Alignment	With
PCB Mount Alignment	Without
PCB Mount Retention	Without

Housing Features

Housing Material	Nylon 66 GF
Centerline (Pitch)	2.5 mm[.098 in]

Dimensions

Connector Length	10 mm[.39 in]

Connector Height	8.6 mm[.34 in]
Connector Width	8.2 mm[.32 in]
PCB Thickness (Recommended)	1.6 mm[.063 in]

Usage Conditions

Operating Temperature Range	-30 - 105 °C[-22 - 221 °F]

Operation/Application

Circuit Application	Signal

Packaging Features

Packaging Quantity	900
Packaging Method	Tape

Product Compliance

For compliance documentation, visit the product page on TE.com>

EU RoHS Directive 2011/65/EU	Compliant
EU ELV Directive 2000/53/EC	Compliant
China RoHS 2 Directive MIIT Order No 32, 2016	No Restricted Materials Above Threshold
EU REACH Regulation (EC) No. 1907/2006	Current ECHA Candidate List: JAN 2024 (240) Candidate List Declared Against: JAN 2024 (240) Does not contain REACH SVHC
Halogen Content	Not Low Halogen - contains Br or Cl > 900 ppm.
Solder Process Capability	Wave solder capable to 265°C

Product Compliance Disclaimer

This information is provided based on reasonable inquiry of our suppliers and represents our current actual knowledge based on the information they provided. This information is subject to change. The part numbers that TE has identified as EU RoHS compliant have a maximum concentration of 0.1% by weight in homogenous materials for lead, hexavalent chromium, mercury, PBB, PBDE, DBP, BBP, DEHP, DIBP, and 0.01% for cadmium, or qualify for an exemption to these limits as defined in the Annexes of Directive 2011/65/EU (RoHS2). Finished electrical and electronic equipment products will be CE marked as required by Directive 2011/65/EU. Components may not be CE marked. Additionally, the part numbers that TE has identified as EU ELV compliant have a maximum concentration of 0.1% by weight in homogenous materials for lead, hexavalent chromium, and mercury, and 0.01% for cadmium, or qualify for an exemption to these limits as defined in the Annexes of Directive 2000/53/EC (ELV). Regarding the REACH Regulation, the information TE provides on SVHC in articles for this part number is based on the latest European Chemicals Agency (ECHA) 'Guidance on requirements for substances in articles' posted at this URL: https://echa.europa.eu/guidance-documents/guidance-on-reach

Compatible Parts



TE Part # 1376477-3
2.5MM PITCH SIGNAL MATE CONN



TE Part # 1-1376477-3
2.5MM PITCH SIGNAL MATE CONN

Also in the Series | AMP Signal Double Lock



Connector Caps & Covers(1)



Connector Contacts(14)



Connector Hardware(19)



Connector Seals & Cavity Plugs(10)



Insertion & Extraction Tools(1)



PCB Headers & Receptacles(144)



Rectangular Connector Housings(23)



Rectangular Power Connectors(3)



Standard Rectangular Connectors(1)



Wire-to-Board Connector Assemblies & Housings(76)

Customers Also Bought



TE Part # 2-353082-2
DYNAMIC D-5200 HDR V ASSY 3P



PITCH BATTERY



TE Part # 9-176975-1
AMP UNIVERSAL POWER PLG 2P PCB

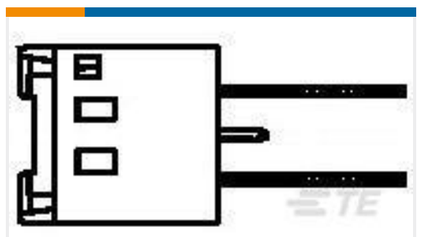

TE Part # 1871845-3
GIC 2.5 ON TAPE HDR TIN VERSION 3P

Documents

Product Drawings

2.5MM SIGNAL MATE CONN ON TAPE

English

CAD Files

Customer View Model

ENG_CVM_CVM_5-1376492-3_G.2d_dxf.zip

English

3D PDF

3D

Customer View Model

ENG_CVM_CVM_5-1376492-3_G.3d_igs.zip

English

Customer View Model

ENG_CVM_CVM_5-1376492-3_G.3d_stp.zip

English

By downloading the CAD file I accept and agree to the Terms and Conditionsof use.

Product Specifications

Application Specification

English