# MCDN 1,5/ 4-G1-3,5 P14THR - PCB header

1953936

https://www.phoenixcontact.com/us/products/1953936

Please be informed that the data shown in this PDF document is generated from our online catalog. Please find the complete data in the user documentation. Our general terms of use for downloads are valid.



PCB headers, nominal cross section: 1.5 mm$^2$, color: black, nominal current: 8 A, rated voltage (III/2): 160 V, contact surface: Tin, contact connection type: Pin, number of potentials: 8, number of rows: 2, number of positions: 4, number of connections: 8, product range: MCDN 1,5/..-G1-THR, pitch: 3.5 mm, mounting: THR soldering / wave soldering, pin layout: Linear pinning, solder pin [P]: 1.4 mm, number of solder pins per potential: 1, plug-in system: COMBICON MC 1,5, Pin connector pattern alignment: Standard, locking: without, mounting: without, type of packaging: packed in cardboard, The pin length is 1.4 mm. User information and design recommendations on Through Hole Reflow Technology can be found at: Downloads".

## Your advantages

- Designed for integration into the SMT soldering process
- Maximum flexibility when it comes to device design – one header for connectors with different connection technologies
- Conductor connection on several levels enables higher contact density

## Commercial data

| | |
|---|---|
| Item number | 1953936 |
| Packing unit | 75 pc |
| Minimum order quantity | 75 pc |
| Sales key | AA02 |
| Product key | AABTGB |
| Catalog page | Page 218 (C-1-2013) |
| GTIN | 4017918919092 |
| Weight per piece (including packing) | 3.26 g |
| Weight per piece (excluding packing) | 2.706 g |
| Customs tariff number | 85366930 |
| Country of origin | DE |

# Technical data

## Product properties

| | |
|---|---|
| Product type | PCB headers |
| Product family | MCDN 1,5/..-G1-THR |
| Product line | COMBICON Connectors S |
| Type | Component suitable for through hole reflow |
| Number of positions | 4 |
| Pitch | 3.5 mm |
| Number of connections | 8 |
| Number of rows | 2 |
| Number of potentials | 8 |
| Mounting flange | without |
| Pin layout | Linear pinning |
| Solder pins per potential | 1 |

## Electrical properties

| | |
|---|---|
| Nominal current $I_N$ | 8 A |
| Nominal voltage $U_N$ | 160 V |
| Contact resistance | 2.1 mΩ |
| Rated voltage (III/3) | 160 V |
| Rated surge voltage (III/3) | 2.5 kV |
| Rated voltage (III/2) | 160 V |
| Rated surge voltage (III/2) | 2.5 kV |
| Rated voltage (II/2) | 250 V |
| Rated surge voltage (II/2) | 2.5 kV |

## Mounting

| | |
|---|---|
| Mounting type | THR soldering / wave soldering |
| Pin layout | Linear pinning |

### Processing notes

| | |
|---|---|
| Process | Reflow/wave soldering |
| Moisture Sensitive Level | MSL 1 |
| Classification temperature $T_c$ | 260 °C |
| Solder cycles in the reflow | 3 |

## Material specifications

### Material data - contact

| | |
|---|---|
| Note | WEEE/RoHS-compliant, free of whiskers according to IEC 60068-2-82/JEDEC JESD 201 |
| Contact material | Cu alloy |
| Surface characteristics | Tin-plated |
| Metal surface contact area (top layer) | Tin (3 - 5 µm Sn) |

| | |
|---|---|
| Metal surface contact area (middle layer) | Nickel (1.3 - 3 µm Ni) |
| Metal surface soldering area (top layer) | Tin (3 - 5 µm Sn) |
| Metal surface soldering area (middle layer) | Nickel (1.3 - 3 µm Ni) |

Material data - housing

| | |
|---|---|
| Color (Housing) | black (9005) |
| Insulating material | LCP |
| Insulating material group | IIIa |
| CTI according to IEC 60112 | 175 |
| Flammability rating according to UL 94 | V0 |

## Notes

| | |
|---|---|
| Details for soldering processes | Processing using reflow processes in compliance with IEC 60068-2-58 or DIN EN 61760-1 (latest version)<br>Moisture Sensitive Level (MSL) = 1 according to IPC/JEDEC J-STD-020-C |

## Dimensions

| | |
|---|---|
| Dimensional drawing | 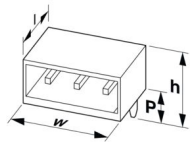 |
| Pitch | 3.5 mm |
| Width [w] | 15.5 mm |
| Height [h] | 15.2 mm |
| Length [l] | 13.3 mm |
| Installed height | 16 mm |
| Solder pin length [P] | 1.4 mm |
| Pin dimensions | 0.8 x 0.8 mm |

PCB design

| | |
|---|---|
| Pin spacing | 3.50 mm |
| Hole diameter | 1.4 mm |

## Mechanical tests

Visual inspection

| | |
|---|---|
| Specification | IEC 60512-1-1:2002-02 |
| Result | Test passed |

Dimension check

| | |
|---|---|
| Specification | IEC 60512-1-2:2002-02 |
| Result | Test passed |

Resistance of inscriptions

| | |
|---|---|
| Specification | IEC 60068-2-70:1995-12 |

| | |
|---|---|
| Result | Test passed |

Polarization and coding

| | |
|---|---|
| Specification | IEC 60512-13-5:2006-02 |
| Result | Test passed |

Contact holder in insert

| | |
|---|---|
| Specification | IEC 60512-15-1:2008-05 |
| Contact holder in insert<br>Requirements >20 N | Test passed |

Insertion and withdrawal forces

| | |
|---|---|
| Result | Test passed |
| No. of cycles | 25 |
| Insertion strength per pos. approx. | 9 N |
| Withdraw strength per pos. approx. | 6 N |

## Electrical tests

Thermal test | Test group C

| | |
|---|---|
| Specification | IEC 60512-5-1:2002-02 |
| Tested number of positions | 20 |

Insulation resistance

| | |
|---|---|
| Specification | IEC 60512-3-1:2002-02 |
| Insulation resistance, neighboring positions | > 5 MΩ |

Air clearances and creepage distances |

| | |
|---|---|
| Specification | IEC 60664-1:2007-04 |
| Insulating material group | IIIa |
| Comparative tracking index (IEC 60112) | CTI 175 |
| Rated insulation voltage (III/3) | 160 V |
| Rated surge voltage (III/3) | 2.5 kV |
| minimum clearance value - non-homogenous field (III/3) | 1.5 mm |
| minimum creepage distance (III/3) | 2.5 mm |
| Rated insulation voltage (III/2) | 160 V |
| Rated surge voltage (III/2) | 2.5 kV |
| minimum clearance value - non-homogenous field (III/2) | 1.5 mm |
| minimum creepage distance (III/2) | 1.6 mm |
| Rated insulation voltage (II/2) | 250 V |
| Rated surge voltage (II/2) | 2.5 kV |
| minimum clearance value - non-homogenous field (II/2) | 1.5 mm |
| minimum creepage distance (II/2) | 2.5 mm |

## Environmental and real-life conditions

Vibration test

| | |
|---|---|
| Specification | IEC 60068-2-6:2007-12 |

| | |
|---|---|
| Frequency | 10 - 150 - 10 Hz |
| Sweep speed | 1 octave/min |
| Amplitude | 0.35 mm (10 Hz ... 60.1 Hz) |
| Acceleration | 5g (60.1 Hz ... 150 Hz) |
| Test duration per axis | 2.5 h |

Durability test

| | |
|---|---|
| Specification | IEC 60512-9-1:2010-03 |
| Impulse withstand voltage at sea level | 2.95 kV |
| Contact resistance $R_1$ | 2.1 mΩ |
| Contact resistance $R_2$ | 2.4 mΩ |
| Insertion/withdrawal cycles | 25 |
| Insulation resistance, neighboring positions | > 5 MΩ |

Climatic test

| | |
|---|---|
| Specification | ISO 6988:1985-02 |
| Corrosive stress | 0.2 $dm^3$ $SO_2$ on 300 $dm^3$/40 °C/1 cycle |
| Thermal stress | 100 °C/168 h |
| Power-frequency withstand voltage | 1.39 kV |

Ambient conditions

| | |
|---|---|
| Ambient temperature (operation) | -40 °C ... 100 °C (dependent on the derating curve) |
| Ambient temperature (storage/transport) | -40 °C ... 70 °C |
| Relative humidity (storage/transport) | 30 % ... 70 % |
| Ambient temperature (assembly) | -5 °C ... 100 °C |

## Packaging specifications

| | |
|---|---|
| Type of packaging | packed in cardboard |

## Drawings

Diagram

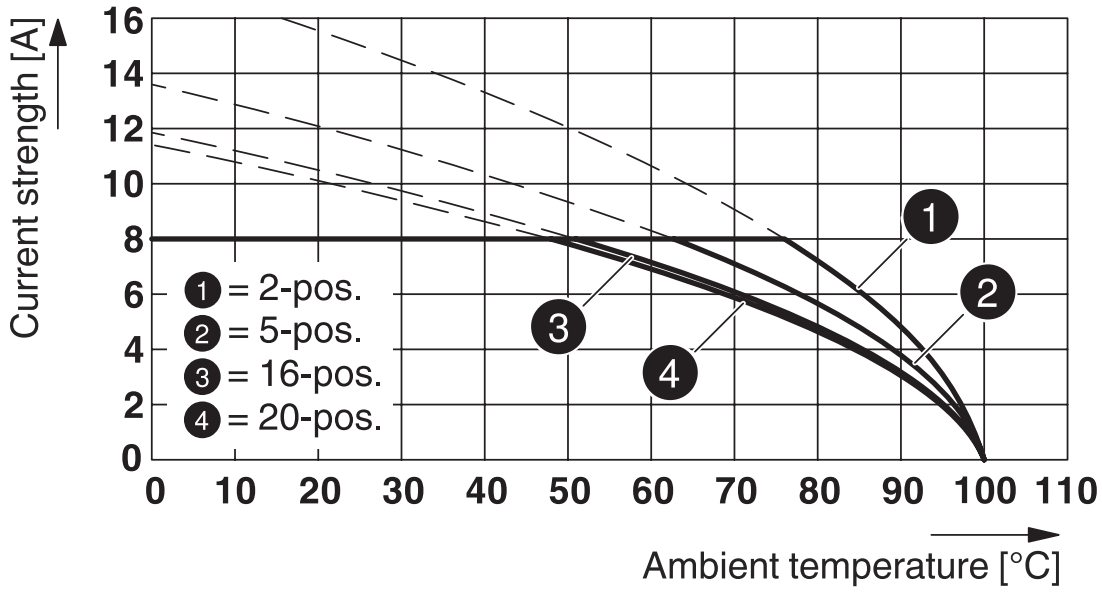


Type: FMC 1,5/...-ST-3,5 with MCDN 1,5/...-G1-3,5 P26THR

Drilling plan/solder pad geometry

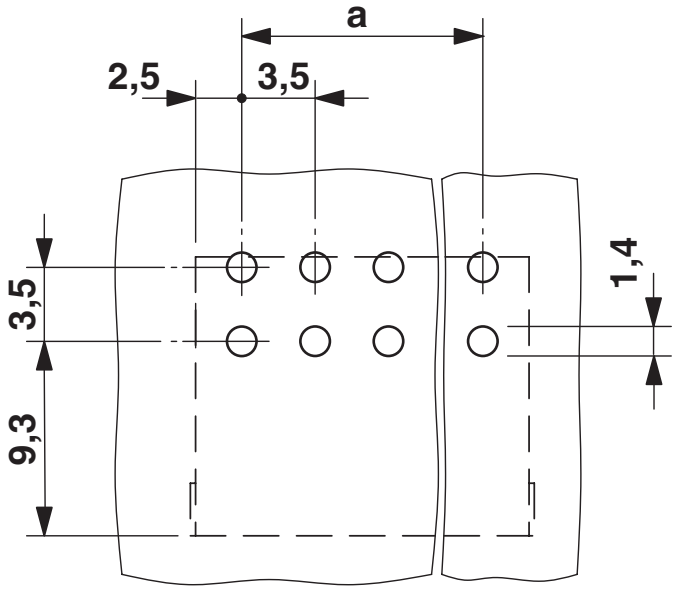


*) ≤ 8-pos. = 1.3 / > 8-pos. = 1.4

Dimensional drawing

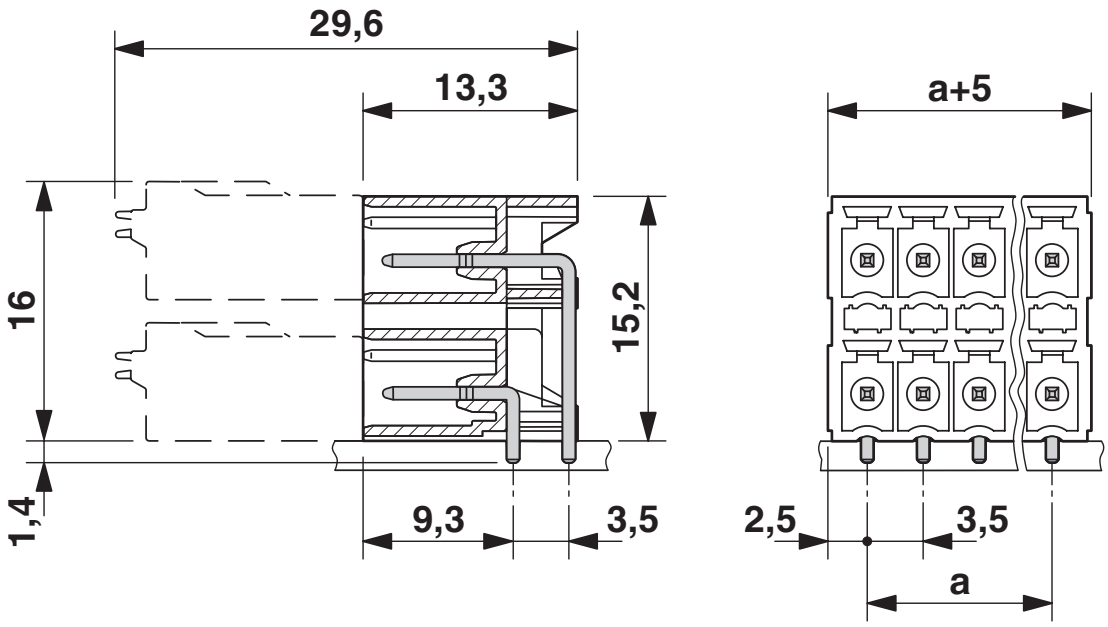

## Approvals

To download certificates, visit the product detail page: https://www.phoenixcontact.com/us/products/1953936

**cULus Recognized**
Approval ID: E60425-20110128

| | Nominal voltage $U_N$ | Nominal current $I_N$ | Cross section AWG | Cross section $mm^2$ |
|---|---|---|---|---|
| Use group B | | | | |
| | 150 V | 8 A | - | - |
| Use group D | | | | |
| | 150 V | 8 A | - | - |

**VDE Zeichengenehmigung**
Approval ID: 40011723

| | Nominal voltage $U_N$ | Nominal current $I_N$ | Cross section AWG | Cross section $mm^2$ |
|---|---|---|---|---|
| | 160 V | 8 A | - | - |

## Classifications

### ECLASS

| | |
|---|---|
| ECLASS-11.0 | 27460201 |
| ECLASS-12.0 | 27460201 |
| ECLASS-13.0 | 27460201 |

### ETIM

| | |
|---|---|
| ETIM 8.0 | EC002637 |

### UNSPSC

| | |
|---|---|
| UNSPSC 21.0 | 39121400 |

## Environmental product compliance

EU RoHS

| | |
|---|---|
| Fulfills EU RoHS substance requirements | Yes, No exemptions |

China RoHS

| | |
|---|---|
| Environment friendly use period (EFUP) | EFUP-E |
| | No hazardous substances above the limits |

EU REACH SVHC

| | |
|---|---|
| REACH candidate substance (CAS No.) | No substance above 0.1 wt% |

## Accessories

### CP-MSTB - Coding profile

1734634

https://www.phoenixcontact.com/us/products/1734634



Coding profile, is inserted into the slot on the plug or inverted header, red insulating material

---

### SK 3,81/2,8:FORTL.ZAHLEN - Marker card

0804109

https://www.phoenixcontact.com/us/products/0804109



Marker card, Sheet, white, labeled, horizontal: consecutive numbers 1 ... 10, 11 ... 20, etc. up to 91 ... (99)100, mounting type: adhesive, for terminal block width: 3.81 mm, lettering field size: 3.81 x 2.8 mm, Number of individual labels: 14

---

## FMC 1,5/ 4-ST-3,5 - PCB connectors

1952283

https://www.phoenixcontact.com/us/products/1952283



PCB connector, nominal cross section: 1.5 mm$^2$, color: green, nominal current: 8 A, rated voltage (III/2): 160 V, contact surface: Tin, contact connection type: Socket, number of potentials: 4, number of rows: 1, number of positions: 4, number of connections: 4, product range: FMC 1,5/..-ST, pitch: 3.5 mm, connection method: Push-in spring connection, conductor/PCB connection direction: 0 °, plug-in system: COMBICON MC 1,5, locking: without, mounting: without, type of packaging: packed in cardboard

## FMCD 1,5/ 4-ST-3,5 BK - PCB connectors

1072809

https://www.phoenixcontact.com/us/products/1072809



PCB connector, nominal cross section: 1.5 mm$^2$, color: black, nominal current: 8 A, rated voltage (III/2): 160 V, contact surface: Tin, contact connection type: Socket, number of rows: 2, number of positions: 4, product range: FMCD 1,5/..-ST, pitch: 3.5 mm, connection method: Push-in spring connection, conductor/PCB connection direction: 0 °, plug-in system: COMBICON MC 1,5, locking: without, mounting: without, type of packaging: packed in cardboard

## FMCD 1,5/ 4-ST-3,5 YE - PCB connectors

1707229

https://www.phoenixcontact.com/us/products/1707229



PCB connector, nominal cross section: 1.5 mm$^2$, color: yellow, nominal current: 8 A, rated voltage (III/2): 160 V, contact surface: Tin, contact connection type: Socket, number of potentials: 8, number of rows: 2, number of positions: 4, number of connections: 8, product range: FMCD 1,5/..-ST, pitch: 3.5 mm, connection method: Push-in spring connection, conductor/PCB connection direction: 0 °, plug-in system: COMBICON MC 1,5, locking: without, mounting: without, type of packaging: packed in cardboard

## FMCD 1,5/ 4-ST-3,5 - PCB connectors

1738827

https://www.phoenixcontact.com/us/products/1738827



PCB connector, nominal cross section: 1.5 mm$^2$, color: green, nominal current: 8 A, rated voltage (III/2): 160 V, contact surface: Tin, contact connection type: Socket, number of potentials: 8, number of rows: 2, number of positions: 4, number of connections: 8, product range: FMCD 1,5/..-ST, pitch: 3.5 mm, connection method: Push-in spring connection, conductor/PCB connection direction: 0 °, plug-in system: COMBICON MC 1,5, locking: without, mounting: without, type of packaging: packed in cardboard

## FMC 1,5/ 4-ST-3,5 BU - PCB connectors

1053593

https://www.phoenixcontact.com/us/products/1053593



PCB connector, nominal cross section: 1.5 mm$^2$, color: blue, nominal current: 8 A, rated voltage (III/2): 160 V, contact surface: Tin, contact connection type: Socket, number of rows: 1, number of positions: 4, product range: FMC 1,5/..-ST, pitch: 3.5 mm, connection method: Push-in spring connection, conductor/PCB connection direction: 0 °, plug-in system: COMBICON MC 1,5, locking: without, mounting: without, type of packaging: packed in cardboard

## FMC 1,5/ 4-ST-3,5 BK LCBK - PCB connectors

1318395

https://www.phoenixcontact.com/us/products/1318395



PCB connector, nominal cross section: 1.5 mm$^2$, color: black, nominal current: 8 A, rated voltage (III/2): 160 V, contact surface: Tin, contact connection type: Socket, number of rows: 1, number of positions: 4, product range: FMC 1,5/..-ST, pitch: 3.5 mm, connection method: Push-in spring connection, conductor/PCB connection direction: 0 °, plug-in system: COMBICON MC 1,5, locking: without, mounting: without, type of packaging: packed in cardboard

## FMC 1,5/ 4-ST-3,5 BK LCGY7035 - PCB connectors

1436501

https://www.phoenixcontact.com/us/products/1436501



PCB connector, nominal cross section: 1.5 mm$^2$, color: black, nominal current: 8 A, rated voltage (III/2): 160 V, contact surface: Tin, contact connection type: Socket, number of rows: 1, number of positions: 4, product range: FMC 1,5/..-ST, pitch: 3.5 mm, connection method: Push-in spring connection, conductor/PCB connection direction: 0 °, plug-in system: COMBICON MC 1,5, locking: without, mounting: without, type of packaging: packed in cardboard

## FMC 1,5/ 4-ST-3,5 BK - PCB connectors

1704999

https://www.phoenixcontact.com/us/products/1704999



PCB connector, nominal cross section: 1.5 mm$^2$, color: black, nominal current: 8 A, rated voltage (III/2): 160 V, contact surface: Tin, contact connection type: Socket, number of potentials: 4, number of rows: 1, number of positions: 4, number of connections: 4, product range: FMC 1,5/..-ST, pitch: 3.5 mm, connection method: Push-in spring connection, conductor/PCB connection direction: 0 °, plug-in system: COMBICON MC 1,5, locking: without, mounting: without, type of packaging: packed in cardboard

# MCDN 1,5/ 4-G1-3,5 P14THR - PCB header

1953936

https://www.phoenixcontact.com/us/products/1953936

## FMC 1,5/ 4-ST-3,5 GY - PCB connectors

1711257

https://www.phoenixcontact.com/us/products/1711257



PCB connector, nominal cross section: 1.5 mm$^2$, color: gray, nominal current: 8 A, rated voltage (III/2): 160 V, contact surface: Tin, contact connection type: Socket, number of potentials: 4, number of rows: 1, number of positions: 4, number of connections: 4, product range: FMC 1,5/..-ST, pitch: 3.5 mm, connection method: Push-in spring connection, conductor/PCB connection direction: 0 °, plug-in system: COMBICON MC 1,5, locking: without, mounting: without, type of packaging: packed in cardboard

Phoenix Contact 2024 © - all rights reserved
https://www.phoenixcontact.com

Phoenix Contact USA
586 Fulling Mill Road
Middletown, PA 17057, United States
(+717) 944-1300
info@phoenixcon.com