1-2132230-1 ✔ ACTIVE

Economy Power 2.5

TE Internal #: 1-2132230-1

PCB Mount Header, Vertical, Wire-to-Board, 11 Position, 2.5 mm [.098 in] Centerline, Fully Shrouded, Tin, Through Hole - Solder, Economy Power 2.5

View on TE.com >

Connectors > PCB Connectors > PCB Headers & Receptacles







Connector System: **Wire-to-Board**

Number of Positions: **11**

Number of Rows: **1**

Centerline (Pitch): **2.5 mm [.098 in]**

PCB Mount Orientation: **Vertical**

Features

Product Type Features

Connector System	Wire-to-Board
Header Type	Fully Shrouded
Sealable	No
Connector & Contact Terminates To	Printed Circuit Board
PCB Connector Assembly Type	PCB Mount Header

Configuration Features

Connector Contact Load Condition	Fully Loaded
Number of Positions	11
Number of Rows	1
PCB Mount Orientation	Vertical

Electrical Characteristics

Operating Voltage	250 VAC

Body Features

Primary Product Color	Natural

Contact Features

Contact Mating Area Length	3.6 mm[.142 in]
PCB Contact Termination Area Plating Material Thickness	2.032 µm[80 µin]
Contact Layout	Inline
Mating Pin Diameter	.6 mm[.024 in]
Contact Mating Area Plating Material Thickness	2 - 5 µm[80 - 200 µin]
Contact Shape & Form	Round, Square
Contact Mating Area Plating Material Finish	Bright
PCB Contact Termination Area Plating Material	Tin
Contact Base Material	Brass
Contact Mating Area Plating Material	Tin
Contact Type	Pin
Contact Current Rating (Max)	4.2 A

Termination Features

Round Termination Post & Tail Diameter	.6 mm[.024 in]
Termination Post & Tail Length	3.4 mm[.134 in]
Termination Method to Printed Circuit Board	Through Hole - Solder

Mechanical Attachment

PCB Mount Alignment Type	Locating Posts
Mating Alignment Type	Polarization
Mating Retention	With
Mating Retention Type	Latch
Connector Mounting Type	Board Mount
Mating Alignment	With
PCB Mount Alignment	With
PCB Mount Retention	With

Housing Features

Housing Material	PBT
Centerline (Pitch)	2.5 mm[.098 in]

Dimensions

Connector Length	30 mm[1.18 in]
Connector Height	8.8 mm[.346 in]

Connector Width	6.4 mm[.252 in]
PCB Thickness (Recommended)	1.6 mm[.063 in]

Usage Conditions

Operating Temperature Range	-55 - 105 °C[-67 - 221 °F]

Operation/Application

Circuit Application	Power & Signal

Industry Standards

Glow Wire Rating	Standard Part - Not Glow Wire
UL Flammability Rating	UL 94V-0

Packaging Features

Packaging Quantity	500
Packaging Method	Bag

Product Compliance

For compliance documentation, visit the product page on TE.com>

EU RoHS Directive 2011/65/EU	Compliant
EU ELV Directive 2000/53/EC	Compliant
China RoHS 2 Directive MIIT Order No 32, 2016	No Restricted Materials Above Threshold
EU REACH Regulation (EC) No. 1907/2006	Current ECHA Candidate List: JAN 2024 (240) Candidate List Declared Against: JAN 2021 (211) Does not contain REACH SVHC
Halogen Content	Not Low Halogen - contains Br or Cl > 900 ppm.
Solder Process Capability	Wave solder capable to 265°C

Product Compliance Disclaimer

This information is provided based on reasonable inquiry of our suppliers and represents our current actual knowledge based on the information they provided. This information is subject to change. The part numbers that TE has identified as EU RoHS compliant have a maximum concentration of 0.1% by weight in homogenous materials for lead, hexavalent chromium, mercury, PBB, PBDE, DBP, BBP, DEHP, DIBP, and 0.01% for cadmium, or qualify for an exemption to these limits as defined in the Annexes of Directive 2011/65/EU (RoHS2). Finished electrical and electronic equipment products will be CE marked as required by Directive 2011/65/EU. Components may not be CE marked. Additionally, the part numbers that TE has identified as EU ELV compliant have a maximum concentration of 0.1% by weight in homogenous materials for lead, hexavalent chromium, and mercury, and 0.01% for cadmium, or qualify for an exemption to these limits as defined in the Annexes of Directive 2000/53/EC (ELV). Regarding the REACH Regulation, the information TE provides on SVHC in articles for this part number is based on the latest European Chemicals Agency (ECHA) 'Guidance on requirements for substances in articles' posted at this URL: https://echa.europa.eu/guidance-documents/guidance-on-reach

Compatible Parts



TE Part # 1-1969442-1
EP 2.5 TPA Housing, 11 Pos



TE Part # 2110989-1
EP 2.5 RCPT CONTACT, 26-22 AWG



TE Part # 1-1969730-7
EP2.5 SHROUDED HDR ASSY 17P VERTICAL



TE Part # 1-1969730-4
EP2.5 SHROUDED HDR ASSY 14P VERTICAL



TE Part # 1-1969730-1
EP2.5 SHROUDED HDR ASSY 11P VERTICAL



TE Part # 1-1744417-1
11 POS EP 2.5 HSG, GLOW WIRE



TE Part # 1-1969730-0
EP2.5 SHROUDED HDR ASSY 10P VERTICAL



TE Part # 1-1969730-3
EP2.5 SHROUDED HDR ASSY 13P VERTICAL



TE Part # 1-1969730-6
EP2.5 SHROUDED HDR ASSY 16P VERTICAL



TE Part # 1-1969730-8
EP2.5 SHROUDED HDR ASSY 18P VERTICAL



TE Part # 1-1969730-9
EP2.5 SHROUDED HDR ASSY 19P VERTICAL



TE Part # 1-2300178-0
EP2.5 HDR ASSY 10P VERT W/ BOSS, RED



TE Part # 2-1969730-0
EP2.5 SHROUDED HDR ASSY 20P VERTICAL

Also in the Series | Economy Power 2.5



Connector Contacts(6)



Connector Hardware(49)



PCB Headers & Receptacles(494)



Rectangular Power Connectors(43)



Wire-to-Board Connector Assemblies & Housings(311)

Customers Also Bought



TE Part # 10142048-31
HTU31V I.C 31V RH/T ANALOG R1500



TE Part # 1879208-5
CPF 0402 15R 0.1% 25PPM 1K RL



TE Part # 1-1744426-5
Header Housing Assy, EP 2.5 RA, 15 Pos.



TE Part # 6-534206-4
28 MODII VRT DR CE 100/115



TE Part # 1-2176087-9
RP 1J 0.166W 105R 0.1% 25PPM 1K RL



TE Part # 5-2301994-2
RJ45 JACK INT.MAG. 10/100 LED 1X1 INV.



TE Part # 2-2176482-9
RA73F 2A 100R 0.1% 5K RL

TE Part # 294646-E
SRCP 2,54 2 M 1 SMD 137 E1 166 * GU-H *

Documents

Product Drawings

EP2.5 Shrouded HDR ASSY 11P VE

English

CAD Files

3D PDF

3D

Customer View Model

ENG_CVM_CVM_1-2132230-1_H.2d_dxf.zip

English

Customer View Model

ENG_CVM_CVM_1-2132230-1_H.3d_igs.zip

English

Customer View Model

ENG_CVM_CVM_1-2132230-1_H.3d_stp.zip

English

By downloading the CAD file I accept and agree to the Terms and Conditionsof use.

Datasheets & Catalog Pages

7-1773458-5_ECONOMY_POWER_QRG

English

7-1773461-6_EP2.5_Connector_Series

English

Product Specifications

Application Specification

English

Instruction Sheets

Instruction Sheet (U.S.)

English

Agency Approvals

UL Report

English

UL Report

English