

SUMMARY



Image is for illustrative purpose only

Wires

Low voltage 3

| | |
|------------------|-----------------------------------|
| Series | 0T |
| Termination type | Female solder |
| IP rating | 68 |
| AWG wire size | 28.00 - 20.00 |
| Cable Ø | 0.00 - 0.00 mm |
| Status | active |
| Matching parts | FGG.0T.303.CLAC50 |

Download

[Request a quote](#)

[Catalog](#)

TECHNICAL DETAILS

Mechanics

| | |
|-------------------|---|
| Shell Style/Model | HG*: Fixed socket, nut fixing, watertight or vacuumtight |
| Keying | 1 key (alpha=0, plug: male contacts, receptacle: female contacts) |
| Housing Material | Brass (chrome plated [SAE AMS 2460]) shell and collet nut, nickel plated [SAE AMS QQ N 290] brass latch sleeve and mid pieces |
| Variant | P : Watertight |
| Weight | 4.74 g |

Performance

| | |
|---------------|---------------------------|
| Configuration | T.303 : 3 Low Voltage |
| Insulator | L: PEEK (UL 94 / V-0/1.5) |
| Rated Current | 8 Amps |

Specifications

Contact Type: Solder
Contact Dia.: 0.9 mm (0.035in)
Bucket Dia.: 1.0 mm (0.039in)
Max. Solid Conductor: 0.56 mm² (AWG 20)
Max. Stranded Conductor: 0.56 mm² (AWG 20)
R (max): 4.8 mOhm

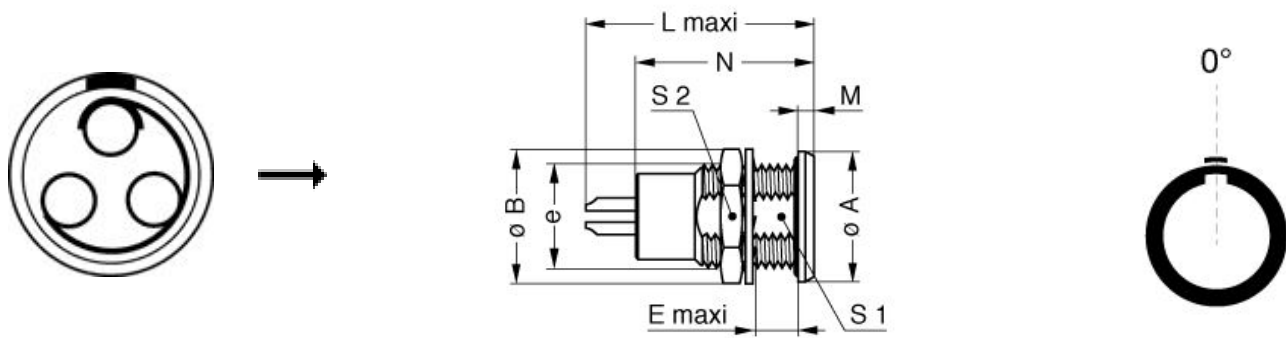
LEMO products and services are provided "as is". LEMO makes no warranties or representations with regard to LEMO product & services or use of them, express, implied or statutory, including for accuracy, completeness, or security. The user is fully responsible for his products and applications using LEMO components.

Vtest (contact-shell): 900 V (AC), 1270 V (DC)
 Vtest (contact-contact): 1200 V (AC), 1700 V (DC)

Others

Endurance (Shell): >3000 mating cycles
 Temp (min / max): -20°C / +80°C
 Humidity (max): <=95% [at 60 deg C / 140 F]
 Resistance to vibration: 15 g [10 Hz - 2000 Hz]
 Shock Resistance: 100 g [6 ms]
 Climatical Category: 50/175/21
 Shielding efficiency (min): 75 dB (at 10 MHz)
 Shielding efficiency (min): 40 dB (at 1 GHz)
 Salt Spray Corrosion: >1000 hr

DRAWINGS



Dimensions






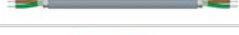







| | A | B | E | L | M | N | S1 | S2 | e |
|-----|------|------|------|------|------|------|------|------|--------|
| mm. | 12 | 12.5 | 6.5 | 22 | 1.5 | 18.5 | 8.2 | 11 | M9x0.6 |
| in. | 0,47 | 0,49 | 0,26 | 0,87 | 0,06 | 0,73 | 0,32 | 0,43 | |

RECOMMENDED BY LEMO

Tools

LEMO products and services are provided "as is". LEMO makes no warranties or representations with regard to LEMO product & services or use of them, express, implied or statutory, including for accuracy, completeness, or security. The user is fully responsible for his products and applications using LEMO components.

Cables

| | | | |
|--------------------|-----|-------|---|
| CMN.03.T28.031PGCE | PVC | GREY |  |
| CMN.03.T28.031PGZE | | Grey |  |
| CMN.03.T28.031PNCE | PVC | Black |  |
| CMN.03.T28.031PNZE | | |  |
| 130240 | PVC | Black |  |
| 130250 | PVC | Grey |  |
| 30110 | PVC | Grey |  |
| 30141 | PVC | Grey |  |
| 30260 | PVC | Black |  |
| 3041 | PVC | Grey |  |
| 3050 | PVC | Black |  |
| 3081 | PVC | Black | |
| 3220 | PVC | Black |  |
| 3280 | PVC | Black |  |
| 60080 | PVC | Grey | |

LEMO products and services are provided "as is". LEMO makes no warranties or representations with regard to LEMO product & services or use of them, express, implied or statutory, including for accuracy, completeness, or security. The user is fully responsible for his products and applications using LEMO components.