

# LXD26 series

## LED Power Supply

### Dimmable LED Power Supplies

LED Power  
26W

#### LED POWER

next generation power  
source

#### FEATURES

- High Efficiency (up to 86%)
- Constant Current Output
- Active PFC (Typical 0.92)
- IP66 Waterproof
- OVP, SCP, OLP, OTP
- -20 to 70°C deg operation
- Input 90-305VAC
- UL8750 compliant
- EN61347-1, -2-13 compliant

The LXD26 series of dimmable LED power supplies from Excelsys Technologies can deliver up to 26W of output power in an extremely compact package size.

The LXD26 series of dimmable current power supplies provides up to 1750mA of output current and 75V output voltage solutions for specific LED requirements. With industry leading efficiencies, and an extensive protection feature set, the LXD26 series provides high reliability and high performance in a compact package.

The LXD26 series carries the UL & CE mark for safety and is also RoHS compliant.

Model Number	Output Voltage	Output Current	Input Voltage	Efficiency
LXD26-0350SW <sup>(3)</sup>	38-75V	350mA	90-305VAC	86.0%
LXD26-0450SW <sup>(3)</sup>	29-58V	450mA	90-305VAC	86.0%
LXD26-0700SW <sup>(4)</sup>	19-37V	700mA	90-305VAC	85.0%
LXD26-1050SW <sup>(4)</sup>	13-25V	1050mA	90-305VAC	84.0%
LXD26-1400SW <sup>(4)</sup>	10-19V	1400mA	90-305VAC	83.0%
LXD26-1750SW <sup>(4)</sup>	8-15V	1750mA	90-305VAC	83.0%

#### Input Specifications

Parameter	Conditions/Description	Min	Nom	Max	Units
Input Voltage Range	Wide Input	90		305	VAC
Input Frequency Range		47		63	Hz
Input Current	100VAC in, 26W output			0.40	A
Inrush Current	230VAC in, 25°C, Cold Start			60	A
Power Factor	220VAC, 110VAC	0.92		0.98	

#### Output Specifications

Parameter	Conditions/Description	Min	Nom	Max	Units
Line Regulation				±1	%
Load Regulation				±3	%
Over Current Ripple				50	% load
Overshoot/Output Current		0		10	% load
Ripple and Noise	20MHz Bandwidth. See Note 1	3.0		5.0	V
Turn-on Delay	Measured at 220VAC and full load		0.3	0.5	s
Short Circuit Protection	Auto Recovery				
Over Voltage Protection	Hiccup. Auto Recovery				

#### General Specifications

Parameter	Conditions/Description	Min	Nom	Max	Units
Isolation Voltage	Input to Output See Note 2 Input to Chassis	3000 1500			VAC VAC
Efficiency	See individual models		84		%
Safety Agency Approvals	UL8750, EN61347-1, -2-13, UL1310 Class 2 (Notes 3 & 4)				
No load Power Dissipation	Measured at 120VAC and 220VAC			5.0	W
MTBF	MIL HDBK 217F, 110VAC input, 80% load, 25°C		130,000		Hours
Lifetime	110VAC input, 80% load, 45°C		70,000		Hours
Weight			200		g
Operating Temperature	Derate 1.5%/°C from 50°C to 70°C	-20		+70	°C
Storage Temperature		-40		+85	°C
Relative Humidity	Non-condensing (operating)	10		100	%RH

Note 1.

Output connected in parallel with 0.1uF ceramic capacitor and 10uF electrolytic capacitor.

Note 2.

Primary to Secondary Isolation test not to be carried out on power supply.

Note 3.

Non UL1310 Class 2 outputs for US and Canada

Note 4.

UL1310 Class 2 outputs for US and Canada

Specifications are subject to change without notice



#### Europe/Asia

Excelsys Technologies Ltd t: +353 21 4354716  
 27 Eastgate Drive f: +353 21 4354864  
 Eastgate Business Park e: sales@excelsys.com  
 Little Island, Cork, Ireland  
 IRELAND

#### North America

Excelsys Technologies t: (972) 771 4544  
 519 Interstate 30, #309 f: (972) 421 1805  
 Rockwall, TX 75087 e: salesusa@excelsys.com  
 USA

EMC				
Parameter	Standard		Level	Units
<b>Emissions</b>				
<b>Conducted</b>	EN55015		Compliant	
<b>Radiated</b>	EN55015		Compliant	
<b>Harmonic Distortion</b>	EN61000-3-2		Compliant	
<b>Flicker and Fluctuation</b>	EN61000-3-3		Compliant	
<b>Immunity</b>				
<b>ESD</b>	EN61000-4-2		Compliant	
<b>Radiated RFI</b>	EN61000-4-3		Compliant	
<b>Fast Transients - burst</b>	EN61000-4-4		Compliant	
<b>Conducted RFI</b>	EN61000-4-6		Compliant	
<b>Power Freq Magnetic Field</b>	EN61000-4-8		Compliant	
<b>Voltage Dips</b>	EN61000-4-11		Compliant	

Dimming Control					
Parameter		Min	Nom	Max	Units
<b>12V Output Voltage</b>		10.8	12	13.2	V
<b>12V Output Source Current</b>		0		20	mA
<b>Control Voltage (1-10V input)</b>	Voltage applied on 1-10V input wire	-2		15	V
<b>Source Current (1-10V input)</b>	Source current on 1-10V input wire	0		200	uA

- Note A. If dimming function is not used, 12V(yellow) and 1-10V(purple)wire must be connected together.
- Note B. Primary to Secondary Isolation test not to be carried on power supply.
- Note C. Load Voltage must be maintained above minimum voltage. See models for voltage range.
- Note D. Dimming range is 10%-100%
- Note E. Dimming Signal Voltage should be above 1V for linear dimming control.
- Note F. See Dimming Implementation diagrams for various dimming methods.
- Note G. Do not connect Dim - (Gray) cable to Output -V cable

**INPUT / OUTPUT WIRING**

**INPUT CABLE**

18AWG 2C  
Black (L),White(N) 270±20mm

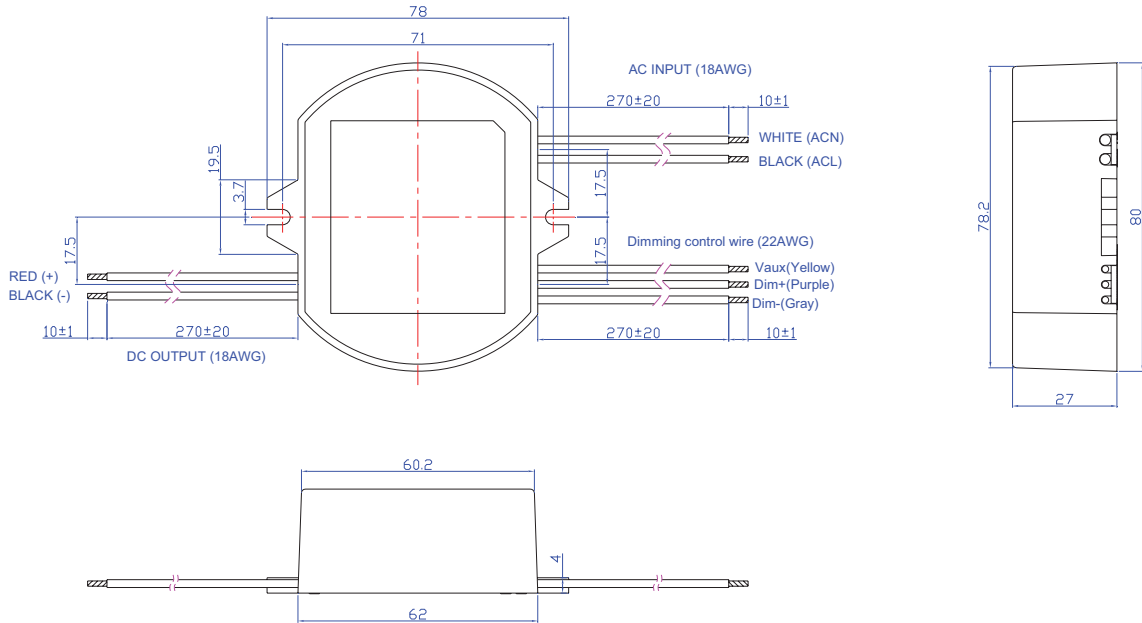
**OUTPUT CABLE**

18AWG 2C  
Black (-V) and Red (+V) 270±20mm

**DIMMING CABLE**

22AWG 3C  
Yellow (12V), Purple (1-10V), Gray (Dim - )  
270±20mm

**MECHANICAL SPECIFICATIONS**

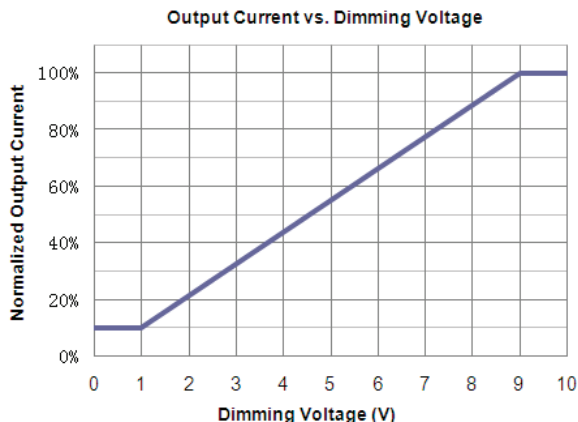



Specifications are subject to change without notice

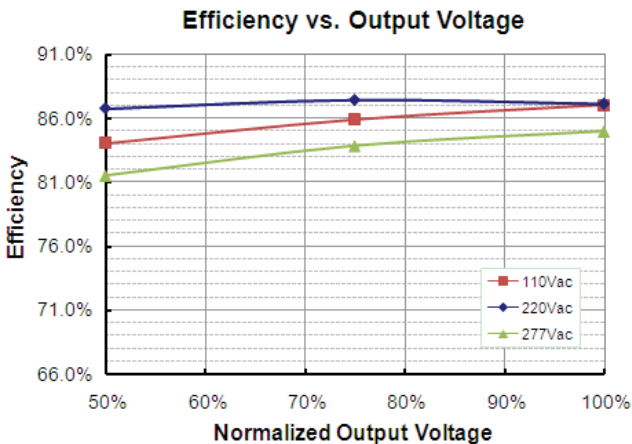
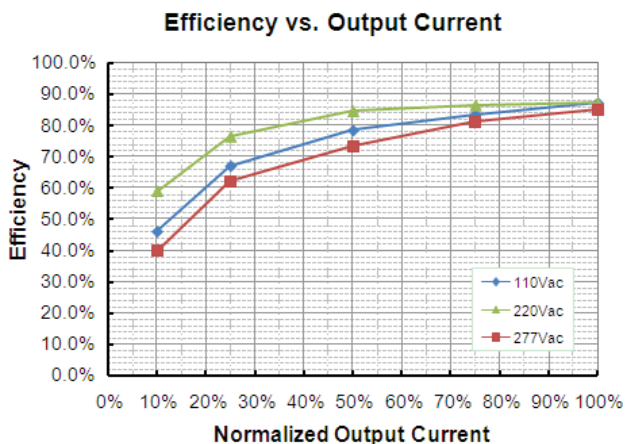


Europe/Asia	North America
Excelsys Technologies Ltd 27 Eastgate Drive Eastgate Business Park Little Island, Cork, Ireland IRELAND	Excelsys Technologies 519 Interstate 30, #309 Rockwall, TX 75087 USA
t: +353 21 4354716 f: +353 21 4354864 e: sales@excelsys.com	t: (972) 771 4544 f: (972) 421 1805 e: salesusa@excelsys.com

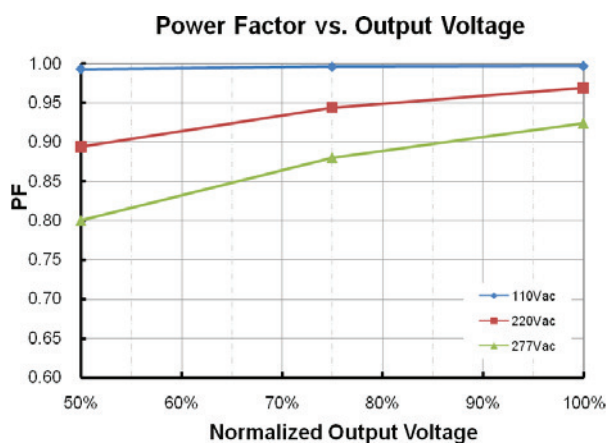
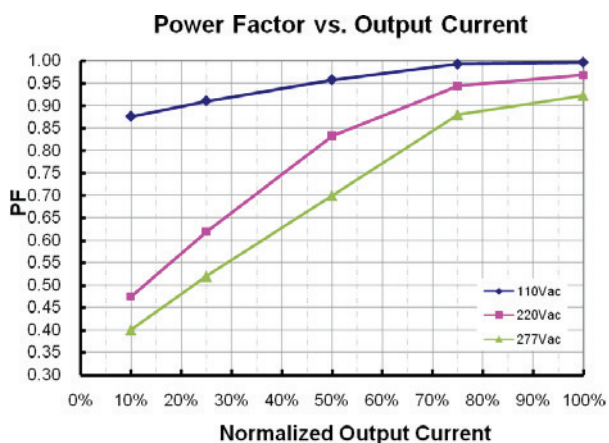
**Dimming Implementation Diagrams**



**Efficiency vs Load (350mA Model)**



**Power Factor Characteristics**



Specifications are subject to change without notice



**Europe/Asia**  
 Excelsys Technologies Ltd t: +353 21 4354716  
 27 Eastgate Drive f: +353 21 4354864  
 Eastgate Business Park e: sales@excelsys.com  
 Little Island, Cork, Ireland  
 IRELAND

**North America**  
 Excelsys Technologies t: (972) 771 4544  
 519 Interstate 30, #309 f: (972) 421 1805  
 Rockwall, TX 75087 e: salesusa@excelsys.com  
 USA