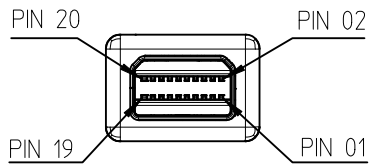
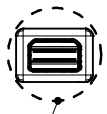
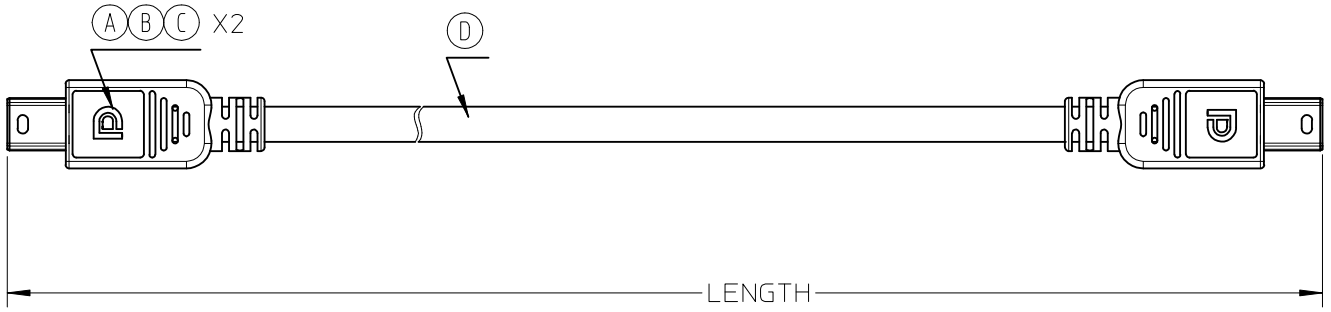


REVISIONS

ECN NO	DATE	REVISION	DESCRIPTION	CHANGER
	SEP 07,09	A	INITIAL RELEASE	JOE XIE
CY14-6401	2014/03/31	B	1. CHANGE SHELL 2. CHANGE CONNECTOR	AHOU
CY15-6131	2015/06/12	C	CHANGE MINI DP PLUG SIDE CONNECTOR, INNER MOLD AND OUTER MOLD	AHOU



DETAIL1



DETAIL1

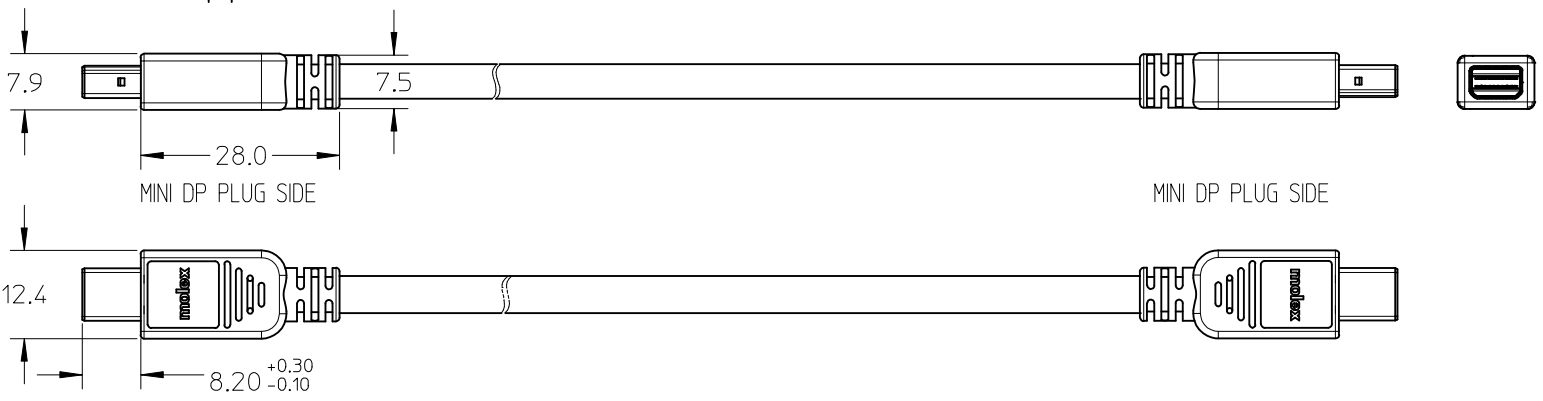


TABLE-1:

687850006	2000±40
687850005	1500±30
687850004	1000±20
PART NO.	LENGTH

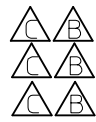
EC NO: CPG2015-6538 DRWN: XJGU001 CHKD: AHOU APPR: FJIE	2015/06/19 2015/06/19 2015/06/23	DESCRIPTION REV	QUALITY SYMBOLS ▽=0 ◻=0	GENERAL TOLERANCES (UNLESS SPECIFIED)		DIMENSION STYLE MM ONLY		SCALE - - - -	DESIGN UNITS METRIC	THIRD ANGLE PROJECTION
				mm	INCH	DRAWN BY JASON.LU	DATE 2009.02.06	TITLE MINIDP PLUG TO MINIDP PLUG CABLE ASSY		
				4 PLACES ± ---	± ---	CHECKED BY CHRIS	DATE 2009.02.06			
				3 PLACES ± ---	± ---	APPROVED BY DATE		MOLEX INCORPORATED		
2 PLACES ± 0.25	± ---	MATERIAL NO. SEE TABLE-1		DOCUMENT NO. SD-68785-0004	SHEET NO. 1 OF 2					
1 PLACE ± 0.50		ANGULAR ± 3 °		THIS DRAWING CONTAINS INFORMATION THAT IS PROPRIETARY TO MOLEX INCORPORATED AND SHOULD NOT BE USED WITHOUT WRITTEN PERMISSION						
DRAFT WHERE APPLICABLE MUST REMAIN WITHIN DIMENSIONS										

WIRING DIAGRAM

MINI DP PLUG SOURCE SIDE	FUNCTION	MINI DP PLUG SINK SIDE
PIN 01	GROUND	PIN 08
PIN 03	ML0+	PIN 12
PIN 05	ML0-	PIN 10
PIN 07	GROUND	PIN 13
PIN 09	ML1+	PIN 17
PIN 11	ML1-	PIN 15
PIN 13	GROUND	PIN 07
PIN 15	ML2+	PIN 11
PIN 17	ML2-	PIN 09
PIN 19	GROUND	PIN 19
PIN 02	HOT PLUG DETECT	PIN 02
PIN 04	CONFIG 1	PIN 04
PIN 06	CONFIG 2	PIN 06
PIN 08	GROUND	PIN 01
PIN 10	ML3+	PIN 05
PIN 12	ML3-	PIN 03
PIN 14	GROUND	PIN 14
PIN 16	AUX+	PIN 16
PIN 18	AUX-	PIN 18
PIN 20	NO CONNECTION	PIN 20
SHELL	GROUND	SHELL

NOTES:

- MATERIALS:
  - OVERMOLD: PVC, COLOR BLACK, UL94-V0.
  - CABLE: PVC JACKET, BLACK, UL94-VW-1.
  - HOUSING: HIGH TEMPERATURE THERMOPLASTIC.
  - TERMINAL: COPPER ALLOY, GOLD PLATING, NICKEL UNDERPLATE.
  - SHELL: COPPER ALLOY, NICKEL PLATING.
- ELECTRICAL PROPERTY:
  - 3.1 APPLIED VOLTAGE RATING: 40V AC (RMS).
  - 3.2 CURRENT RATING: 0.5A.
  - 3.3 DIELECTRIC WITHSTAND: 300V.
  - 3.4 INSULATION RESISTANCE: 100M OHM (UNMATING), 10M OHM (MATING).
- OPERATION TEMPERATURE: -20°C TO +80°C.
- THE PRODUCT COMPLIANT TO MOLEX ES-40000-5016.



ITEM	DESCRIPTION	MATERIAL	USAGE
D	MINI DP CABLE	---	---
C	Double Elec.PRE-CUT C.FOIL 35X18mm T=25u	---	2 PCS
B	wire holder 34AWG DP mini-DP to mini-DP	---	2 PCS
A	auto-soldering type Mini-DP, 15u plated	---	2 PCS

EC NO: CPG2015-6538 DRWN:XJGU001 CHKD:AHOU APPR:FNIE	2015/06/19 2015/06/19 2015/06/23	QUALITY SYMBOLS ▽=0 ◻=0	GENERAL TOLERANCES (UNLESS SPECIFIED)		DIMENSION STYLE		SCALE	DESIGN UNITS	THIRD ANGLE PROJECTION			
					MM ONLY		----	METRIC				
					DRAWN BY DATE		TITLE					
					CHECKED BY DATE		MINIDP PLUG TO MINIDP PLUG CABLE ASSY					
				APPROVED BY DATE		MOLEX MOLEX INCORPORATED						
		ANGULAR ± 3 °		MATERIAL NO.		DOCUMENT NO.		SHEET NO.				
		DRAFT WHERE APPLICABLE MUST REMAIN WITHIN DIMENSIONS		SEE TABLE-1		SD-68785-0004		2 OF 2				
				SIZE		THIS DRAWING CONTAINS INFORMATION THAT IS PROPRIETARY TO MOLEX INCORPORATED AND SHOULD NOT BE USED WITHOUT WRITTEN PERMISSION						
				A 4								

REVISIONS

ECN NO	DATE	REVISION	DESCRIPTION	CHANGER
	SEP 07,09	A	INITIAL RELEASE	JOE XIE
CY14-6401	2014/03/31	B	1. CHANGE SHELL 2. CHANGE CONNECTOR	AHOU
CY15-6131	2015/06/12	C	CHANGE MINI DP PLUG SIDE CONNECTOR, INNER MOLD AND OUTER MOLD	AHOU

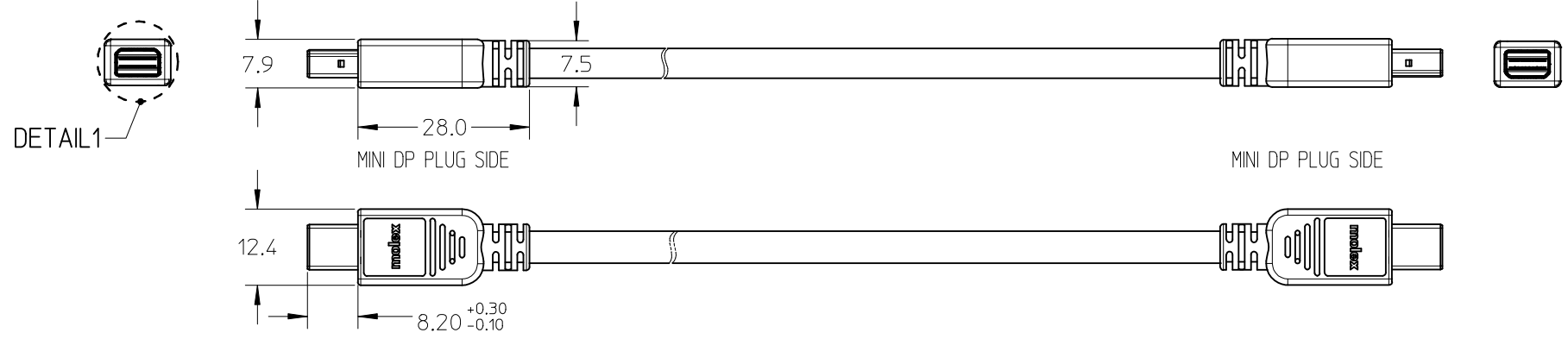
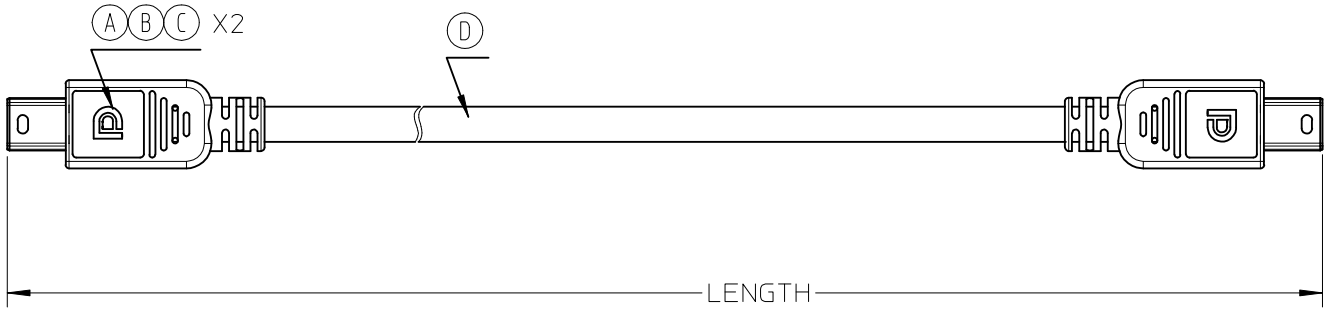
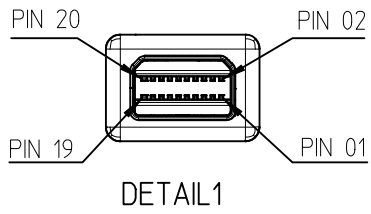


TABLE-1:

687850006	2000±40
687850005	1500±30
687850004	1000±20
PART NO.	LENGTH

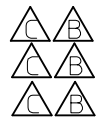
EC NO: CPG2015-6538 DRWN: XJGU001 CHKD: AHOU APPR: FJIE	2015/06/19 2015/06/19 2015/06/23	QUALITY SYMBOLS ▽=0 ◁=0	GENERAL TOLERANCES (UNLESS SPECIFIED)		DIMENSION STYLE MM ONLY		SCALE - - - -	DESIGN UNITS METRIC	THIRD ANGLE PROJECTION	
			4 PLACES	± ---	± ---	DRAWN BY JASON.LU	DATE 2009.02.06	TITLE MINIDP PLUG TO MINIDP PLUG CABLE ASSY		
			3 PLACES	± ---	± ---	CHECKED BY CHRIS	DATE 2009.02.06			
			2 PLACES	± 0.25	± ---	APPROVED BY DATE	MOLEX INCORPORATED			
1 PLACE ± 0.50 ± ---		ANGULAR ± 3 °	DRAFT WHERE APPLICABLE MUST REMAIN WITHIN DIMENSIONS		MATERIAL NO. SEE TABLE-1	DOCUMENT NO. SD-68785-0004	SHEET NO. 1 OF 2			
SIZE A 4		THIS DRAWING CONTAINS INFORMATION THAT IS PROPRIETARY TO MOLEX INCORPORATED AND SHOULD NOT BE USED WITHOUT WRITTEN PERMISSION								

WIRING DIAGRAM

MINI DP PLUG SOURCE SIDE	FUNCTION	MINI DP PLUG SINK SIDE
PIN 01	GROUND	PIN 08
PIN 03	ML0+	PIN 12
PIN 05	ML0-	PIN 10
PIN 07	GROUND	PIN 13
PIN 09	ML1+	PIN 17
PIN 11	ML1-	PIN 15
PIN 13	GROUND	PIN 07
PIN 15	ML2+	PIN 11
PIN 17	ML2-	PIN 09
PIN 19	GROUND	PIN 19
PIN 02	HOT PLUG DETECT	PIN 02
PIN 04	CONFIG 1	PIN 04
PIN 06	CONFIG 2	PIN 06
PIN 08	GROUND	PIN 01
PIN 10	ML3+	PIN 05
PIN 12	ML3-	PIN 03
PIN 14	GROUND	PIN 14
PIN 16	AUX+	PIN 16
PIN 18	AUX-	PIN 18
PIN 20	NO CONNECTION	PIN 20
SHELL	GROUND	SHELL

NOTES:

- MATERIALS:
  - OVERMOLD: PVC, COLOR BLACK, UL94-V0.
  - CABLE: PVC JACKET, BLACK, UL94-VW-1.
  - HOUSING: HIGH TEMPERATURE THERMOPLASTIC.
  - TERMINAL: COPPER ALLOY, GOLD PLATING, NICKEL UNDERPLATE.
  - SHELL: COPPER ALLOY, NICKEL PLATING.
- ELECTRICAL PROPERTY:
  - 3.1 APPLIED VOLTAGE RATING: 40V AC (RMS).
  - 3.2 CURRENT RATING: 0.5A.
  - 3.3 DIELECTRIC WITHSTAND: 300V.
  - 3.4 INSULATION RESISTANCE: 100M OHM (UNMATING), 10M OHM (MATING).
- OPERATION TEMPERATURE: -20°C TO +80°C.
- THE PRODUCT COMPLIANT TO MOLEX ES-40000-5016.



ITEM	DESCRIPTION	MATERIAL	USAGE
D	MINI DP CABLE	---	---
C	Double Elec.PRE-CUT C.FOIL 35X18mm T=25u	---	2 PCS
B	wire holder 34AWG DP mini-DP to mini-DP	---	2 PCS
A	auto-soldering type Mini-DP, 15u plated	---	2 PCS

EC NO: CPG2015-6538 DRWN:XJGU001 CHKD:AHOU APPR:FNIE	2015/06/19 2015/06/19 2015/06/23	DESCRIPTION REV	QUALITY SYMBOLS ▽=0 ◻=0	GENERAL TOLERANCES (UNLESS SPECIFIED)		DIMENSION STYLE MM ONLY		SCALE - - - -	DESIGN UNITS METRIC	THIRD ANGLE PROJECTION	
				mm	INCH	DRAWN BY JASON.LU	DATE 2009.02.06	TITLE MINIDP PLUG TO MINIDP PLUG CABLE ASSY			
				4 PLACES ± ---	± ---	CHECKED BY CHRIS	DATE 2009.02.06				
				ANGULAR ± 3 °		APPROVED BY DATE		MOLEX MOLEX INCORPORATED		MATERIAL NO. SEE TABLE-1	DOCUMENT NO. SD-68785-0004
DRAFT WHERE APPLICABLE MUST REMAIN WITHIN DIMENSIONS				SIZE A 4		THIS DRAWING CONTAINS INFORMATION THAT IS PROPRIETARY TO MOLEX INCORPORATED AND SHOULD NOT BE USED WITHOUT WRITTEN PERMISSION					