

To _____

No. A220-040403N-01

Date 3rd Apr. '04

Type No.
CRAC4

Data Sheet

GSM850 Rx SAW Filter	
Application	: Rx Filter for GSM850
Center Frequency	: 881.5MHz
Size	: 2.0x1.4mm, 5pin-layout
Impedance	: 50-150ohms unbalance-balance
Part No.	: EFCH881MTCA1

Issued S. Tsuzuki
Check K. Nishimura

CIRCUIT COMPONENTS BUSINESS UNIT
MATSUSHITA ELECTRONIC COMPONENTS CO.,LTD
KADOMA, OSAKA, JAPAN

GSM850/CDMA800 Rx SAW Filter

----- Unbalanced input and balanced output -----

Part No. :

Design No. : T881P6

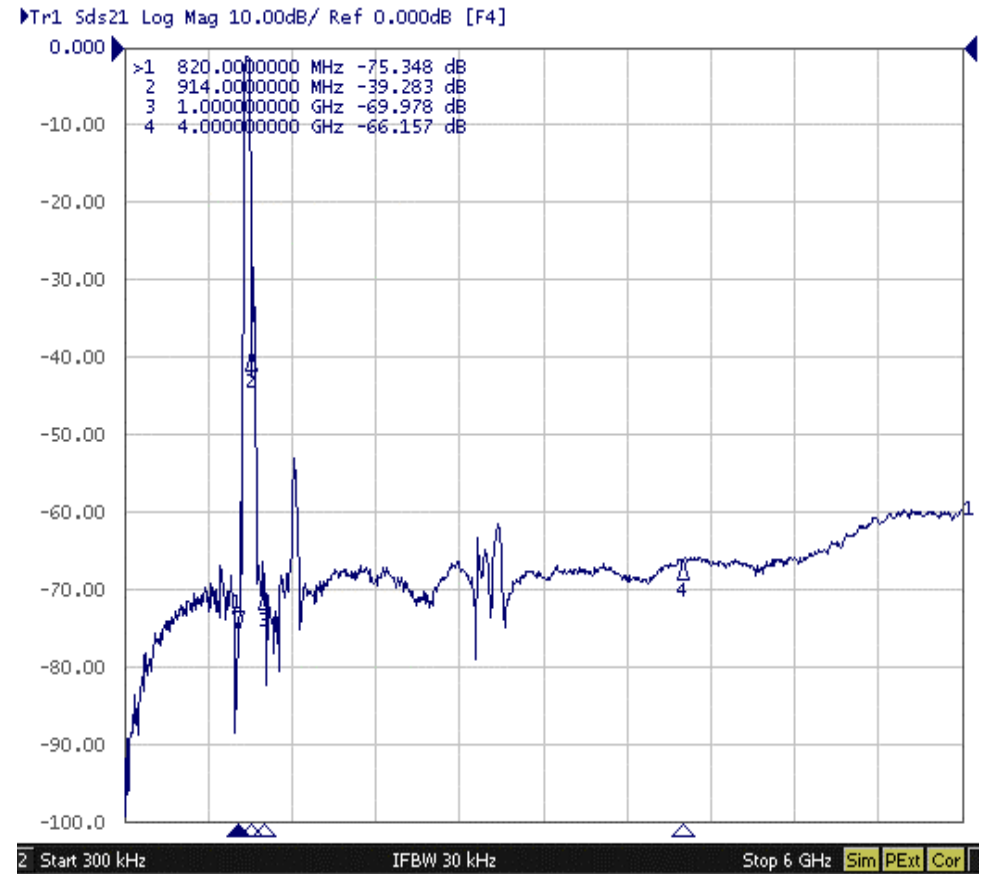
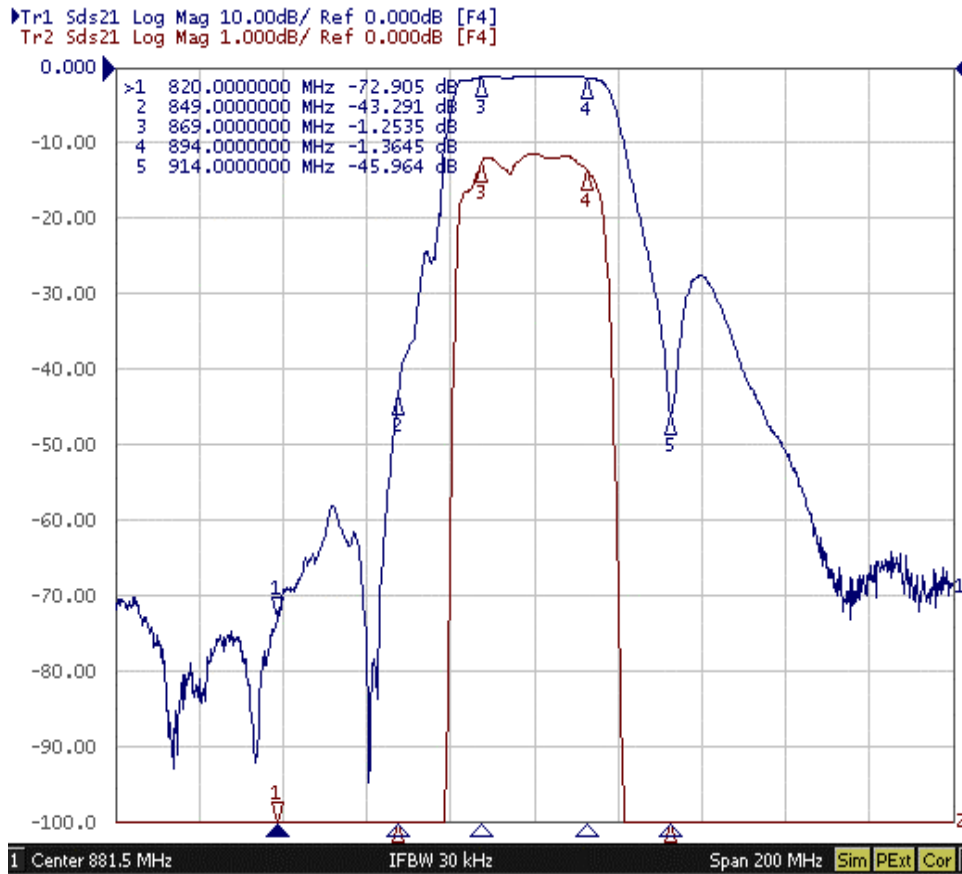
Parameter		Frequency	Your request			Our preliminary spec.			Unit
			Min.	Typ.	Max.	Min.	Typ.	Max.	
Passband			869 ... 894			869 ... 894			MHz
Insertion loss		869 ... 894MHz					1.4	2.0	dB
Ripple in passband		869 ... 894MHz					0.3	1.0	dB
Amplitude imbalance		869 ... 894MHz				-1.0	-0.5 +0.2	+1.0	dB
Phase imbalance		869 ... 894MHz				-10	-4 +1	+10	deg.
Attenuation	Att1	DC ... 820MHz				45	65		dB
	Att2	820 ... 849MHz				35	46		dB
	Att3	914 ... 1000MHz				23	28		dB
	Att4	1000 ... 4000MHz				25	53		dB
	Att5	4000 ... 6000MHz				20	58		dB
VSWR	Input	869 ... 894MHz					1.4	1.8	
	Output	869 ... 894MHz					1.4	1.8	
Input impedance (Single Ended)						50			Ohm
Output impedance (Differential)						150			Ohm
Maximum drive level								13	dBm
Operating temperature						-10		+80	deg. C
Storage temperature						-40		+85	deg. C

GSM850/CDMA800 Rx SAW Filter

----- Unbalanced input and balanced output -----

Part No. :

Design No. : T881P6

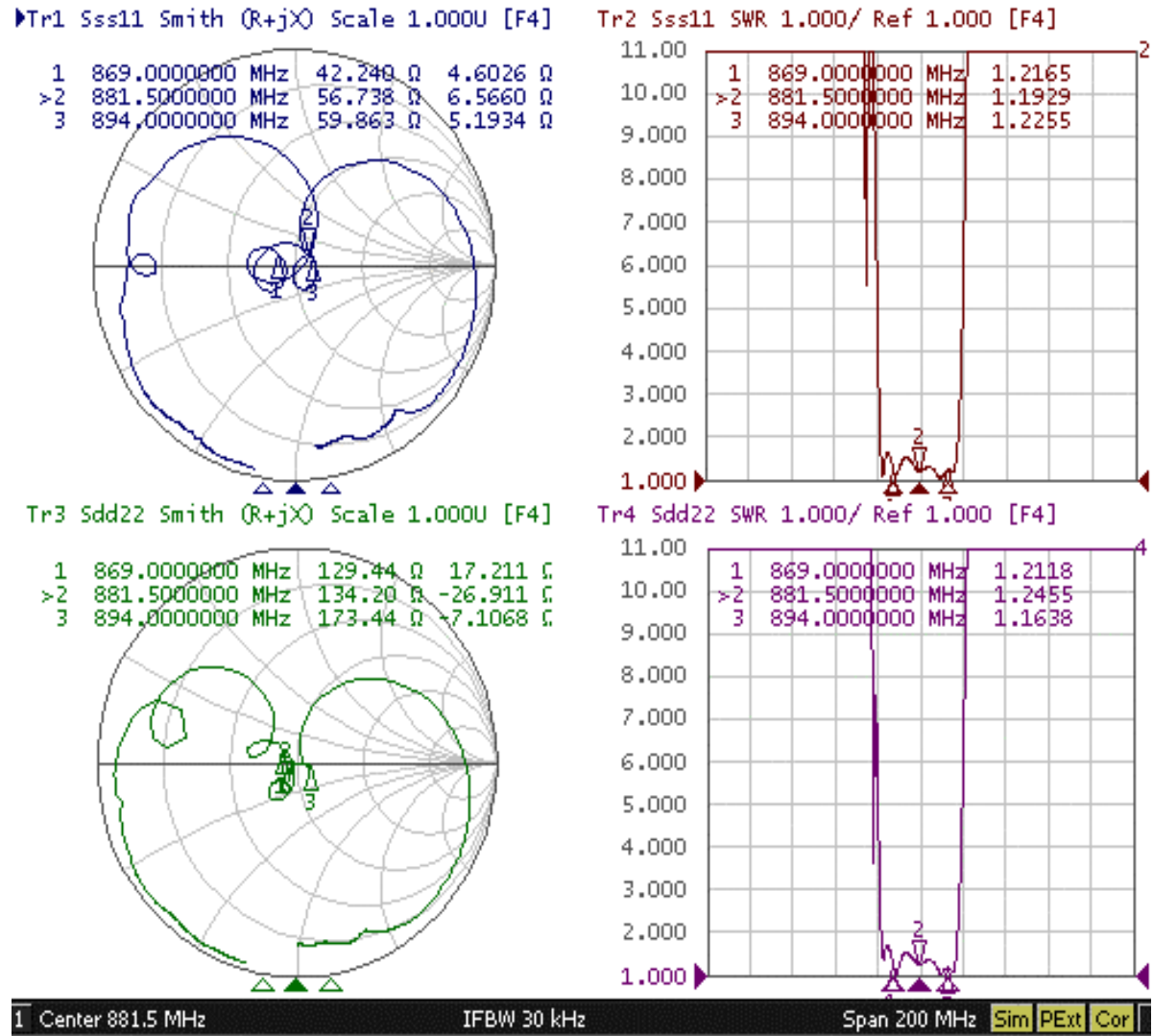


GSM850/CDMA800 Rx SAW Filter

----- Unbalanced input and balanced output -----

Part No. :

Design No. : T881P6

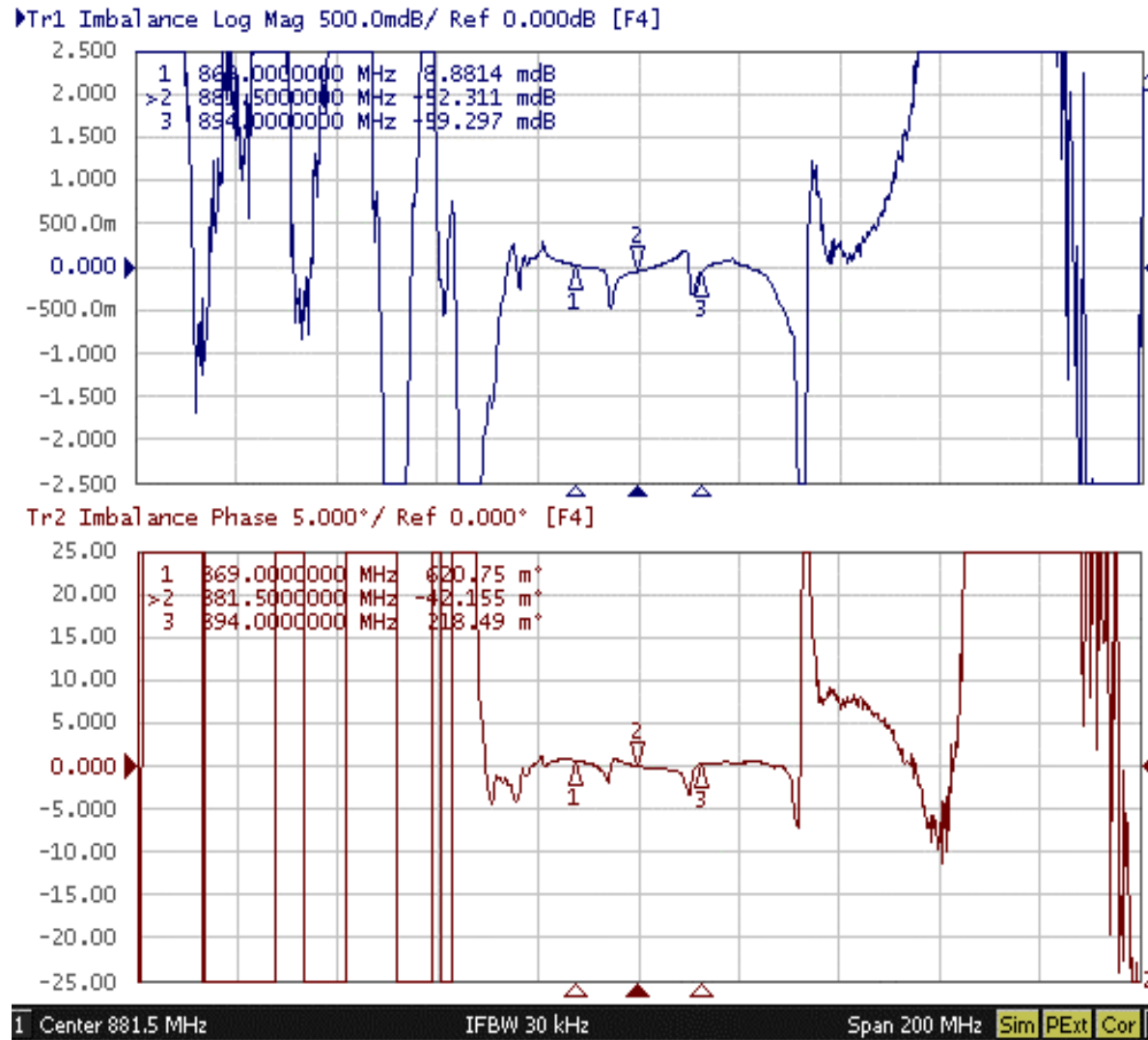


GSM850/CDMA800 Rx SAW Filter

----- Unbalanced input and balanced output -----

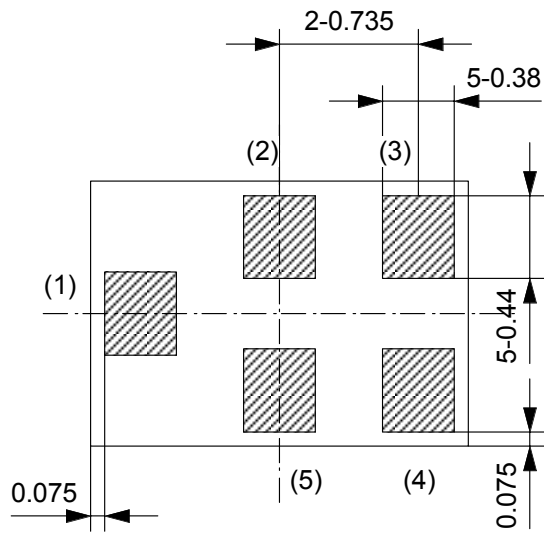

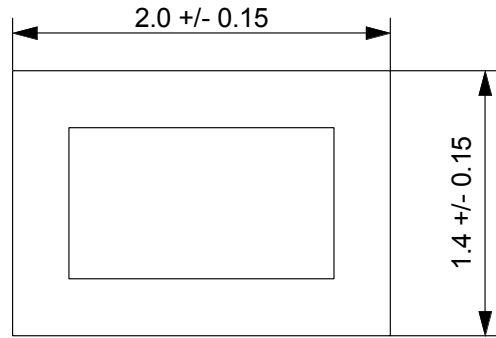
Part No. :

Design No. : T881P6



THIRD ANGLE PROJECTION

Tolerance : +/-0.05



- (1) Input
- (2) GND
- (3) Output
- (4) Output
- (5) GND

Note :
The design manufacturing process,
and Specification of this device
are subject to change without
notice.

UNLESS OTHERWISE SPECIFIED

BASIC DIMENSIONS		TOLERANCE
UP TO	INCL	
TO	INCL	
TO	INCL	
TO	INCL	
ABOVE		

--	--	--

ISSUE	REVISIONS	DATE
MATERIAL	FINISH	SCALE
DESIGN		
DRAW		
CHECK		
APPROVAL		
DRAWING NO.		

NAME	TYPE NO.
------	----------

SAW Filter

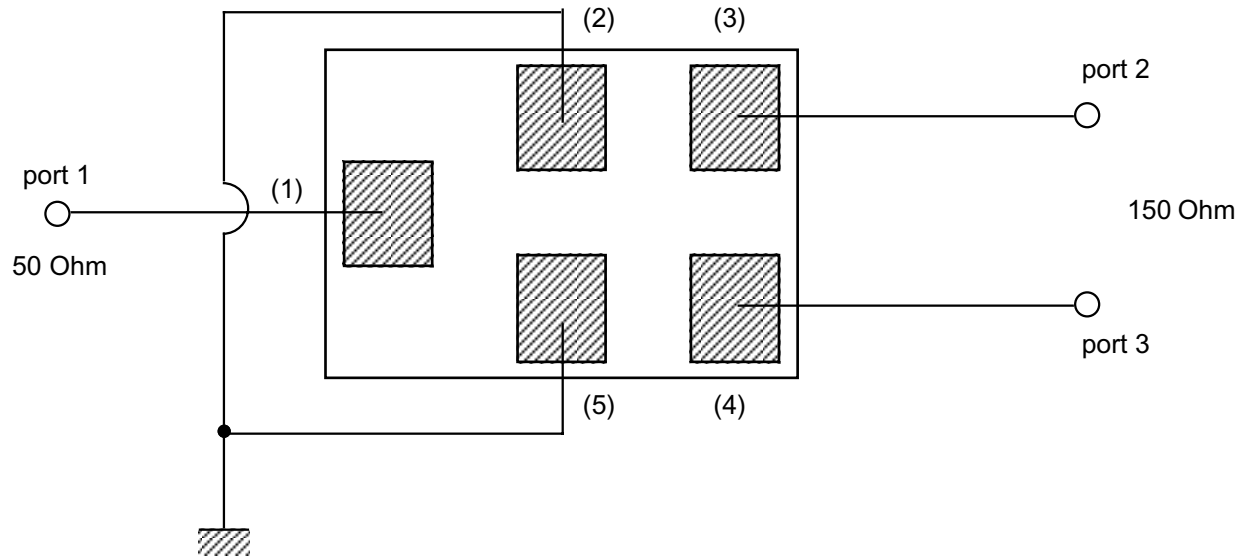
CERAMIC BUSINESS UNIT, LCR DEVICE COMPANY
MATSUSHITA ELECTRONIC COMPONENTS CO.,LTD.
KADOMA, OSAKA, JAPAN

DO NOT SCALE DRAWING

REVISIONS INDICATED BY Δ

ALL DIMENSIONS ARE IN MILLIMETERS

Measurement Circuit



Input impedance : 50 Ohm (Single ended)
 Output impedance : 150 Ohm (Differential)

UNLESS OTHERWISE SPECIFIED		
BASIC DIMENSIONS		TOLERANCE
UP TO	INCL	
TO	INCL	
TO	INCL	
TO	INCL	
ABOVE		

--	--	--

ISSUE	REVISIONS		DATE
MATERIAL	FINISH	SCALE	
DESIGN			
DRAW			
CHECK			
APPROVAL			
DRAWING NO.			

NAME SAW Filter	TYPE NO.
--------------------	----------

**CERAMIC BUSINESS UNIT, LCR DEVICE COMPANY
 MATSUSHITA ELECTRONIC COMPONENTS CO.,LTD.
 KADOMA, OSAKA, JAPAN**

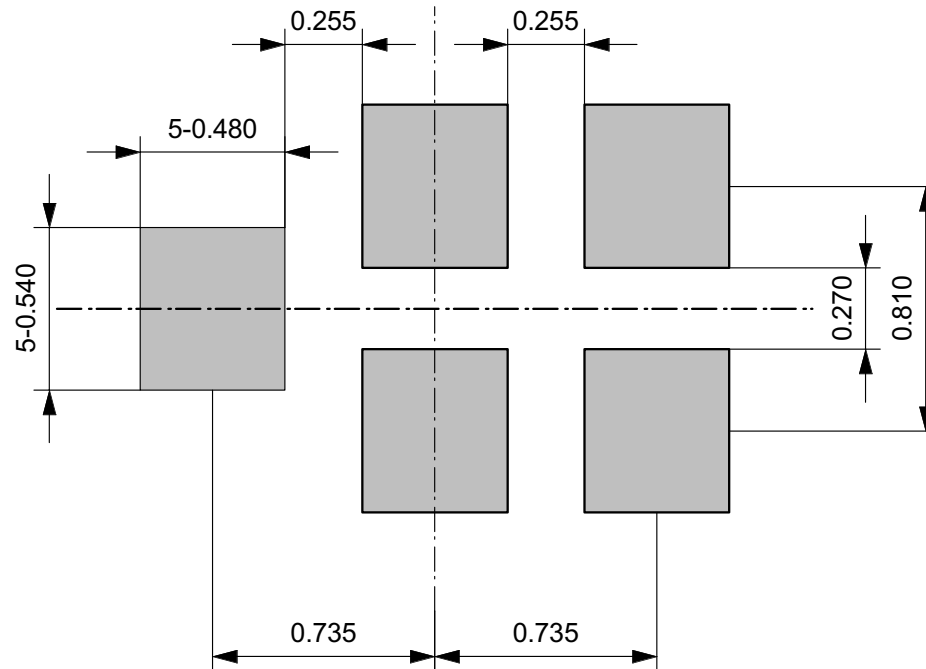
Fig. 2

THIRD ANGLE PROJECTION

UNLESS OTHERWISE SPECIFIED

BASIC DIMENSIONS		TOLERANCE
UP TO	INCL	
TO	INCL	
TO	INCL	
TO	INCL	
ABOVE		

Recommended land pattern



Note :
 The design manufacturing process, and Specification of this device are subject to change without notice.

--	--	--	--	--

ISSUE	REVISIONS		DATE
MATERIAL	FINISH	SCALE	
DESIGN			
DRAW			
CHECK			
APPROVAL			
DRAWING NO.			

NAME	SAW Filter	TYPE NO.
------	------------	----------

CERAMIC BUSINESS UNIT, LCR DEVICE COMPANY
 MATSUSHITA ELECTRONIC COMPONENTS CO.,LTD.
 KADOMA, OSAKA, JAPAN