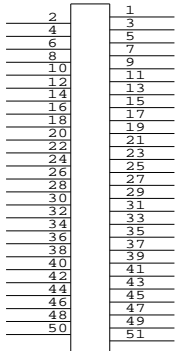


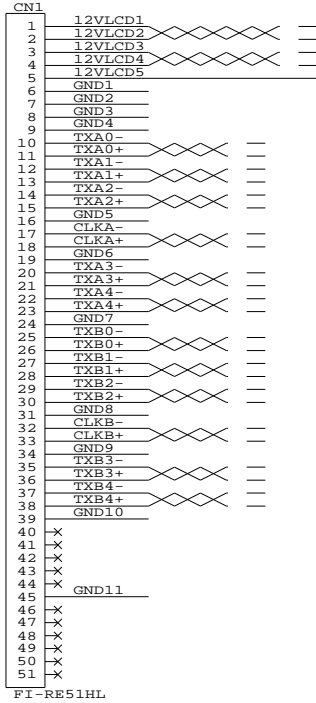
CONNECTION DIAGRAM:

IMPORTANT NOTE:

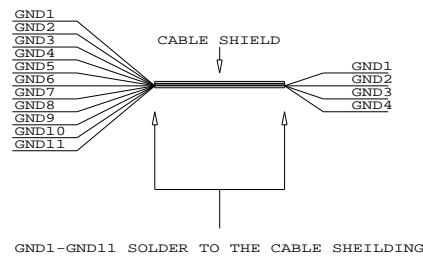


EVEN PIN USE
CRIMP TERMINAL
FI-RC3-1A-1E

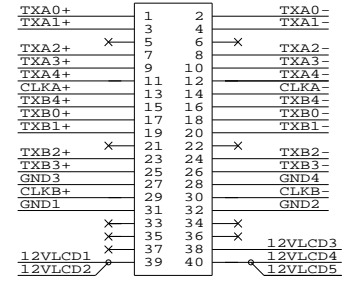
ODD PIN USE
CRIMP TERMINAL
FI-RC3-1B-1E



FI-RE51HL



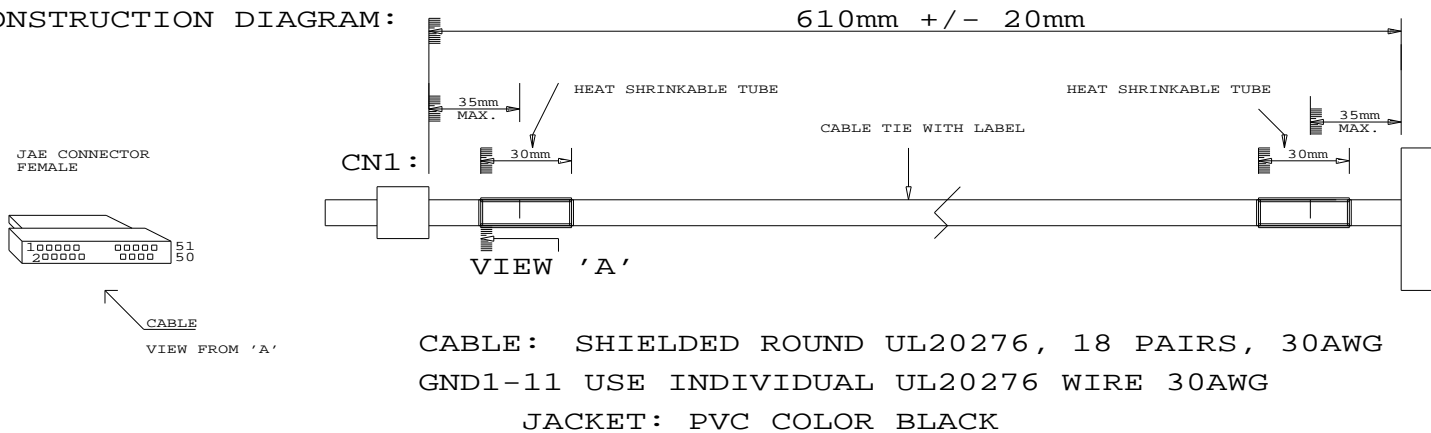
GND1-GND11 SOLDER TO THE CABLE SHEILDING



DF13-40DS-1.25C

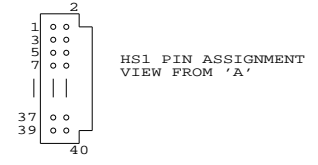
CONTROLLER SIDE

CONSTRUCTION DIAGRAM:



CABLE: SHIELDED ROUND UL20276, 18 PAIRS, 30AWG
GND1-11 USE INDIVIDUAL UL20276 WIRE 30AWG
JACKET: PVC COLOR BLACK

DF-40DS-1.25C
HIROSE



VIEW 'A'

USAGE: LVDS ROUND CABLE FOR AU G645HW01 V0 (FOR SVH-1921)

P/N 426498100-3
LVDS ROUND TWISTED PAIR CABLE: FOR AU G645HW01 V0, 610MM

RoHS
COMPLIANCE

DIGITAL VIEW LTD. COPYRIGHT 2008, ALL RIGHTS RESERVED CONFIDENTIAL DRAWN BY: VICTOR NG	
Title	ROUND PAIRED CABLE: AU G645HW01 V0
Size	Document Number
B	(...\DV\DV_CABLE\C6498100.SCH)
Date	September 22, 2008
Sheet	1 of 1
REV	00